

Suburb Report

Know your neighbourhood.



Property Prices

Median House Price*

Median

\$2.29m

Quarterly Price Change

6.39% ↑

Median Unit Price*

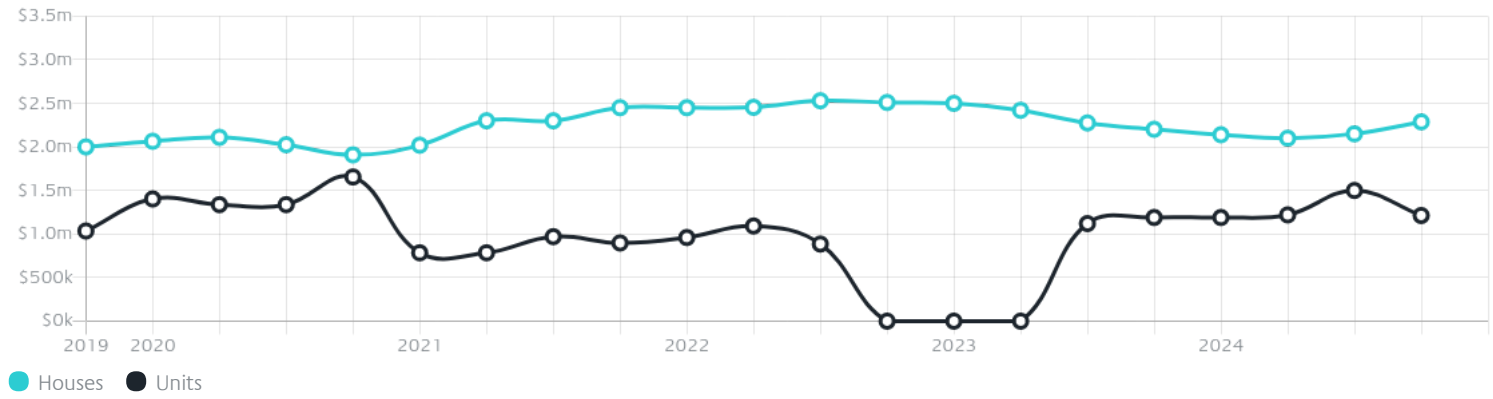
Median

\$1.21m

Quarterly Price Change

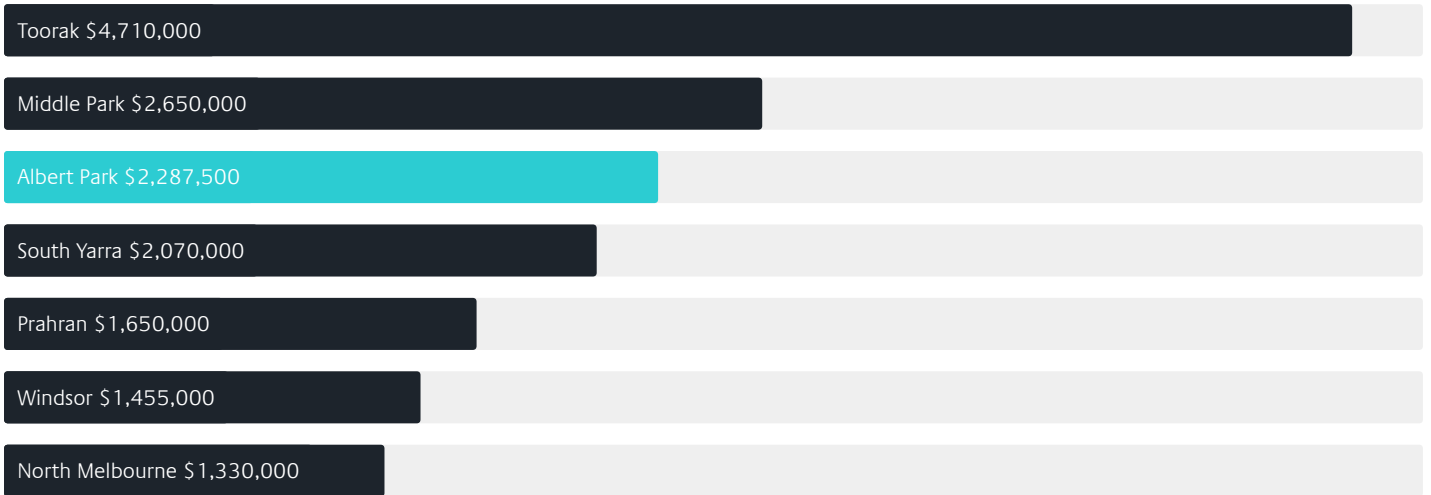
-19.16% ↓

Quarterly Price Change*

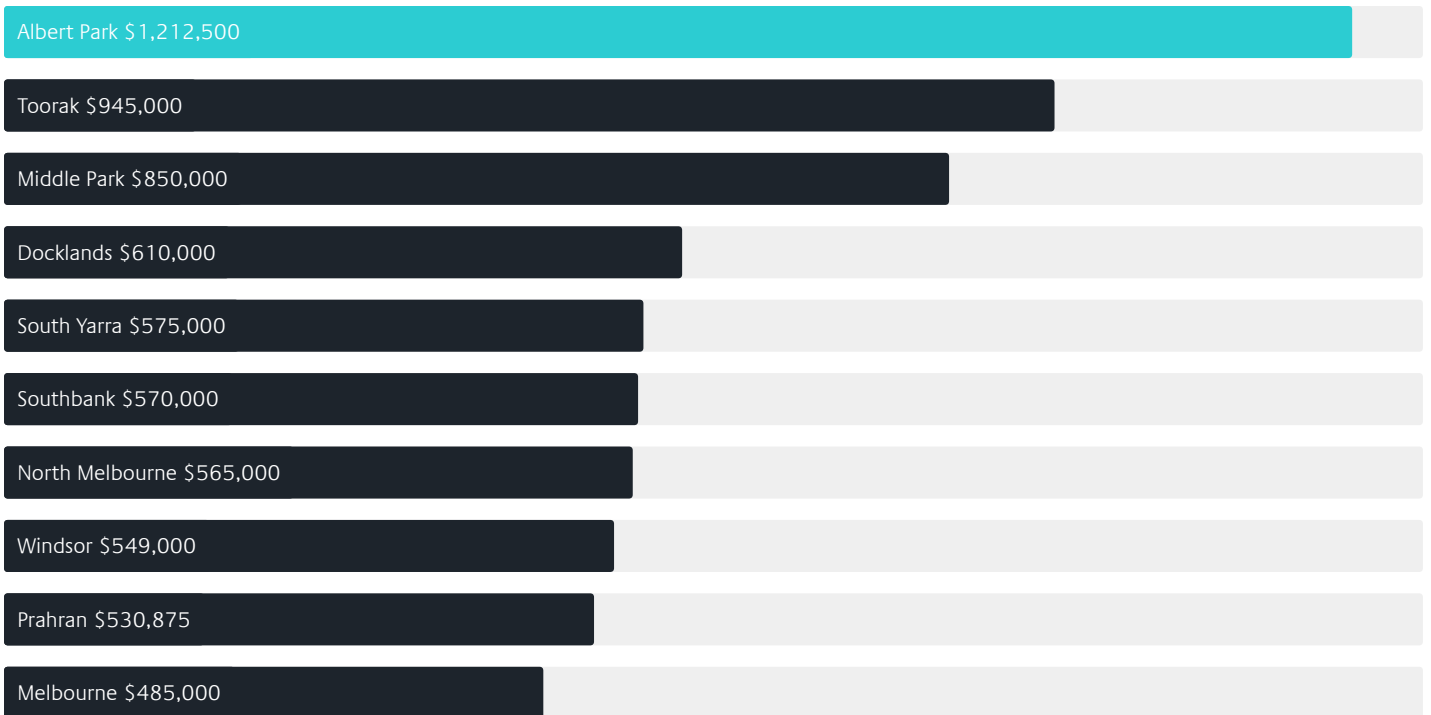


Surrounding Suburbs

Median House Sale Price*



Median Unit Sale Price*



Sales Snapshot

Sale Method^{*}



● Auction 78%
● Private 22%

Auction Clearance Rate^{*}

81.25%

Median Days on Market[^]

24 days

Average Hold Period^{*}

7.0 years

Insights

Dwelling Type[^]



● Houses 19% ● Units 81%

Ownership[^]



● Owned Outright 41% ● Mortgaged 26% ● Rented 33%

Population[^]

6,044

Median Asking Rent per week^{*}

\$895

Population Growth[^]

-2.75%

Rental Yield^{*}

2.2%

Median Age[^]













46 years

Median Household Size[^]













2.2 people

Sold Properties~













Discover a snapshot of the most recent results for this suburb, to view the full 12 months of sales history, please go to jellisraig.com.au/suburbinsights

Address	Bedrooms	Type	Price	Sold
 4 Faussett St ALBERT PARK	3	House	\$2,000,000	12 Dec 2024
 41 Reed St Albert Park	3	House	\$2,405,000	07 Dec 2024
 394 Montague St Albert Park	3	House	\$1,250,000	07 Dec 2024
 8 Graham St ALBERT PARK	4	House	\$3,000,000	30 Nov 2024
 29 Moubray St Albert Park	1	House	\$2,000,000	16 Nov 2024
 166 Mills St Albert Park	3	House	\$2,020,000	14 Nov 2024
 6 Little Finlay St Albert Park	2	House	\$1,070,000	13 Nov 2024
 33 Beaconsfield Pde Albert Park	4	House	\$8,198,000	06 Nov 2024
 13 Foote St Albert Park	2	House	\$1,945,000	31 Oct 2024
 107 Kerferd Rd Albert Park	2	House	\$1,200,000	31 Oct 2024
 2 Little Graham St Albert Park	1	House	\$1,225,000	26 Oct 2024
 42 Kerferd Rd Albert Park	3	House	\$2,000,000	26 Oct 2024

Sold Properties~

Address	Bedrooms	Type	Price	Sold
 24 Brooke St Albert Park	2	House	\$1,280,000	26 Oct 2024
 35 Richardson St ALBERT PARK	4	House	\$2,302,500	26 Oct 2024
 106 Merton St Albert Park	3	House	\$2,510,000	26 Oct 2024
 169 Kerferd Rd Albert Park	4	House	\$2,750,000	26 Oct 2024
 4/13 Young St Albert Park	1	Subdivided Flat - Single OYO Flat	\$700,000	20 Oct 2024
 34 Page St Albert Park	3	House	\$1,750,000	13 Oct 2024
 59 Draper St Albert Park	2	House	\$2,975,000	12 Oct 2024
 14 Little OGrady St Albert Park	2	House	\$1,355,000	05 Oct 2024
 48 Dinsdale St Albert Park	3	House	\$2,800,000	05 Oct 2024
 17 Erskine St Albert Park	4	House	\$1,830,000	02 Oct 2024
 27 Richardson St Albert Park	3	House	\$1,685,000	23 Sep 2024
 28 Little Page St Albert Park	2	House	\$1,315,000	21 Sep 2024

Sold Properties~

Address	Bedrooms	Type	Price	Sold
 49 Kerferd Rd Albert Park	2	House	\$1,290,000	14 Sep 2024
 196 Kerferd Rd Albert Park	3	House	\$3,500,000	14 Sep 2024
 55 Moubray St ALBERT PARK	4	House	\$2,700,000	14 Sep 2024
 245 Bridport St Albert Park	4	House	\$6,200,000	14 Sep 2024
 260 Bridport St Albert Park	3	House	\$1,825,000	11 Sep 2024
 11 Hambleton St Albert Park	3	House	\$2,435,000	07 Sep 2024
 373 Montague St Albert Park	2	House	\$1,895,000	07 Sep 2024
 102 Kerferd Rd Albert Park	4	House	\$6,250,000	07 Sep 2024
 5 Boyd St Albert Park	4	House	\$3,200,000	30 Aug 2024
 10/64 Victoria Av Albert Park	3	Townhouse	\$2,330,000	15 Aug 2024
 17 Mills St Albert Park	3	House	\$2,480,000	10 Aug 2024
 118 Victoria Av Albert Park	3	House	\$2,900,000	09 Aug 2024

Jellis Craig

Port Phillip Office
332 Montague Street, Albert Park
03 8644 5500

jelliscraig.com.au

Data is current as of PDF generation date 20/01/2025

* Updated Quarterly for the past 12 months

^ Updated daily for the past quarter

~ Updated daily: 33 recent results.

This publication contains data, analytics, statistics and other information supplied by PROPERTYDATAONLINE PTY LTD (PropertyData). The data provided in this publication is of a general nature and should not be construed as specific advice or relied upon in lieu of appropriate professional advice.

PropertyData relies upon data supplied by third parties and while the data is checked and reviewed, PropertyData does not warrant the accuracy or completeness of the information to the full extent permitted by the law and excludes all loss or damage howsoever arising (including through negligence) in connection with the data supplied by PropertyData. The State of Victoria owns the copyright in the Property Sales Data and reproduction of that data in any way without the consent of the State of Victoria will constitute a breach of the Copyright Act 1968 (cth). The State of Victoria does not warrant the accuracy or completeness of the Property Sales Data and any person using or relying upon such information does so on the basis that the State of Victoria accepts no responsibility or liability whatsoever for any errors, faults, defects or omissions in the information supplied.