

## *Suburb Report*

Know your neighbourhood.



# Property Prices

## Median House Price\*

Median

**\$607k**

Quarterly Price Change

**-0.49% ↓**

## Median Unit Price\*

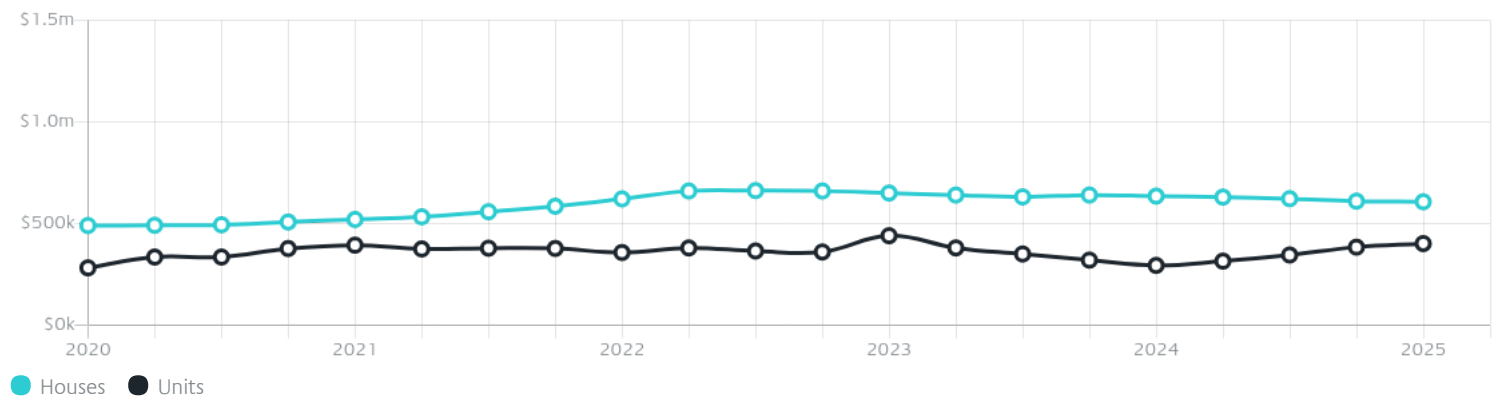
Median

**\$401k**

Quarterly Price Change

**4.56% ↑**

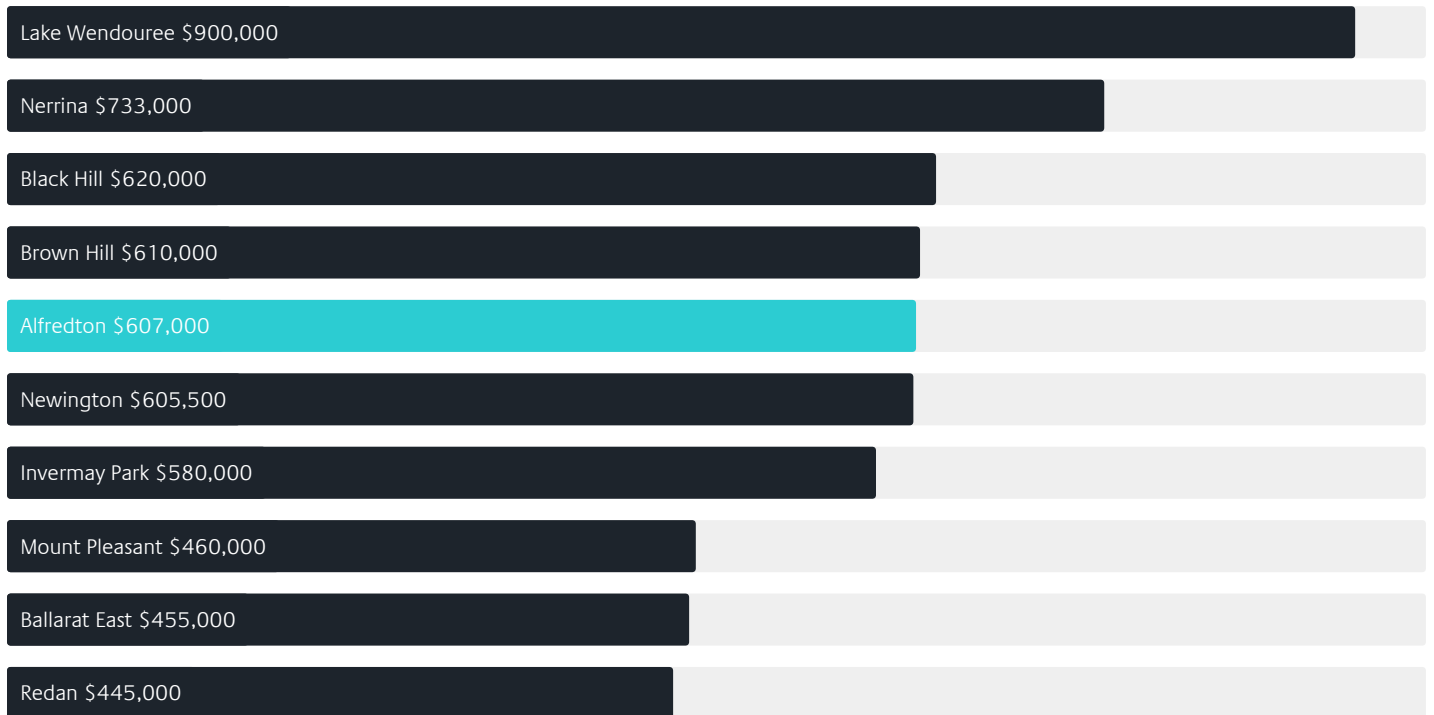
## Quarterly Price Change\*



# Surrounding Suburbs

---

## Median House Sale Price\*



## Median Unit Sale Price\*



# Sales Snapshot

## Sale Method<sup>\*</sup>



● Private 100%

## Median Days on Market<sup>^</sup>

60 days

## Average Hold Period<sup>\*</sup>

2.7 years

# Insights

## Dwelling Type<sup>^</sup>



● Houses 91% ● Units 9%

## Ownership<sup>^</sup>



● Owned Outright 33% ● Mortgaged 40% ● Rented 28%

## Population<sup>^</sup>

11,822

## Median Asking Rent per week<sup>\*</sup>

\$450

## Population Growth<sup>^</sup>

28.22%

## Rental Yield<sup>\*</sup>

3.74%

## Median Age<sup>^</sup>













35 years

## Median Household Size<sup>^</sup>













2.8 people

# Sold Properties~













Discover a snapshot of the most recent results for this suburb, to view the full 12 months of sales history, please go to [jellisraig.com.au/suburbinsights](https://jellisraig.com.au/suburbinsights)

Address	Bedrooms	Type	Price	Sold
 3/21-23 Longley St Alfredton	1	Unit	\$240,000	30 May 2025
 18 Echo Pl Alfredton	2	House	\$420,000	29 May 2025
 1/12 Vale St Alfredton	2	Unit	\$365,500	26 May 2025
 1/7 Cardigan Av Alfredton	3	Unit	\$492,500	26 May 2025
 15 Argyle Cr Alfredton	4	House	\$790,000	26 May 2025
 11 Lemon St Alfredton	4	House	\$557,000	22 May 2025
 131 Willoby Dr Alfredton	0	Land	\$215,000	22 May 2025
 99 Cuthberts Rd Alfredton	5	House	\$835,000	19 May 2025
 22 Munro St Alfredton	3	House	\$500,000	19 May 2025
 10 Longford Rd Alfredton	4	House	\$760,000	17 May 2025
 59 Chase Blvd Alfredton	3	House	\$567,500	15 May 2025
 22 Lemon St Alfredton	0	Land	\$230,000	13 May 2025

# Sold Properties~

Address	Bedrooms	Type	Price	Sold
 9 Mia St Alfredton	3	House	\$460,000	13 May 2025
 47 Sorrento Dr Alfredton	3	Unit	\$580,000	10 May 2025
 25 Robertson Dr Alfredton	4	House	\$795,000	09 May 2025
 53 Belltower Av Alfredton	4	House	\$675,000	08 May 2025
 59 Gillies St Alfredton	4	House	\$470,000	08 May 2025
 78 Cuthberts Rd ALFREDTON	3	House	\$585,000	08 May 2025
 25 Avoca Cr Alfredton	4	House	\$595,000	08 May 2025
 36 Walters Way Alfredton	4	House	\$575,000	07 May 2025
 10 Caligari Way Alfredton	4	House	\$660,000	05 May 2025
 3 Doramy Ct Alfredton	4	House	\$630,000	30 Apr 2025
 20 Lancaster St ALFREDTON	4	House	\$605,000	29 Apr 2025
 20 Merino Dr Alfredton	4	House	\$635,000	29 Apr 2025

# Sold Properties~

Address	Bedrooms	Type	Price	Sold
 6 Zofia Pl Alfredton	4	House	\$625,000	28 Apr 2025
 13 Coonatta St Alfredton	4	House	\$735,000	28 Apr 2025
 25 Gillies St.S ALFREDTON	4	House	\$590,000	28 Apr 2025
 17 Coonatta St Alfredton	4	House	\$735,000	28 Apr 2025
 25 Gillies St Alfredton	3	House	\$590,000	28 Apr 2025
 128 Willoby Dr Alfredton	0	Land	\$220,000	22 Apr 2025
 2/7 Beaufort Av Alfredton	3	House	\$545,000	21 Apr 2025
 6/25 Learmonth St Alfredton	2	Townhouse	\$300,000	17 Apr 2025
 20 Mullingar Dr Alfredton	4	House	\$610,000	17 Apr 2025
 4/23 Gillies St Alfredton	3	Unit	\$485,000	17 Apr 2025
 98 Alfredton Dr Alfredton	4	House	\$645,000	16 Apr 2025
 20 Adrianus St Alfredton	4	House	\$592,000	16 Apr 2025



Ballarat Office  
1211 Sturt Street, Ballarat  
03 5329 2500

[jelliscraig.com.au](http://jelliscraig.com.au)

Data is current as of PDF generation date 01/06/2025

\* Updated Quarterly for the past 12 months

^ Updated daily for the past quarter

~ Updated daily: 33 recent results.

This publication contains data, analytics, statistics and other information supplied by PROPERTYDATAONLINE PTY LTD (PropertyData). The data provided in this publication is of a general nature and should not be construed as specific advice or relied upon in lieu of appropriate professional advice.

PropertyData relies upon data supplied by third parties and while the data is checked and reviewed, PropertyData does not warrant the accuracy or completeness of the information to the full extent permitted by the law and excludes all loss or damage howsoever arising (including through negligence) in connection with the data supplied by PropertyData. The State of Victoria owns the copyright in the Property Sales Data and reproduction of that data in any way without the consent of the State of Victoria will constitute a breach of the Copyright Act 1968 (cth). The State of Victoria does not warrant the accuracy or completeness of the Property Sales Data and any person using or relying upon such information does so on the basis that the State of Victoria accepts no responsibility or liability whatsoever for any errors, faults, defects or omissions in the information supplied.