

JellisCraig

ALFREDTON

Suburb Report

Know your neighbourhood.



ALFREDTON SUBURB REPORT

Median House Price*

Median

\$598k

Quarterly Price Change

-0.74% ↓

Median Unit Price*

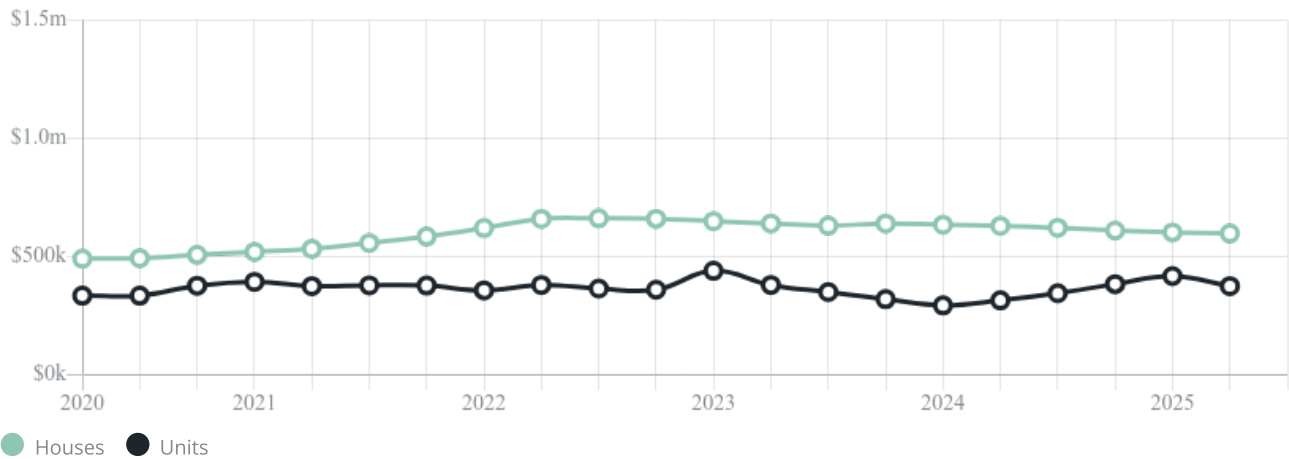
Median

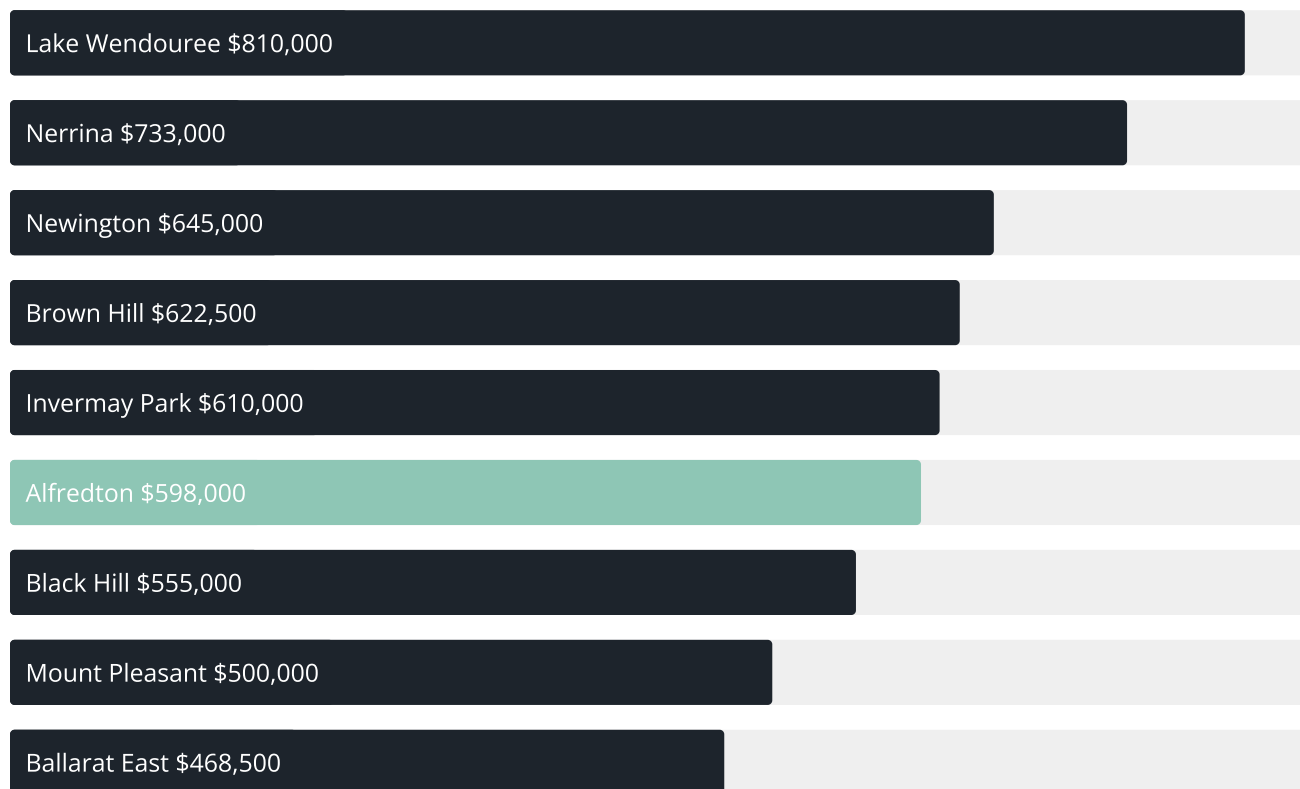

\$375k

Quarterly Price Change

-10.11% ↓

Quarterly Price Change*



Median House Sale Price^{*}Median Unit Sale Price^{*}

ALFREDTON SUBURB REPORT

Sale Method^{*}

● Auction 1%
● Private 99%

Median Days on Market[^]

57 days

Average Hold Period^{*}

2.7 years

Dwelling Type[^]

● Houses 91% ● Units 9%

Ownership[^]

● Owned Outright 33% ● Mortgaged 40% ● Rented 28%

Population[^]

11,822

Median Asking Rent per week^{*}

\$450

Population Growth[^]

28.22%

Rental Yield^{*}

3.74%

Median Age[^]











35 years

Median Household Size[^]











2.8 people

ALFREDTON SUBURB REPORT











Discover a snapshot of the most recent results for this suburb, to view the full 12 months of sales history, please go to jellisraig.com.au/suburbinsights

| Address | Bedrooms | Type | Price | Sold |
|---|----------|-------|-----------|-------------|
|  4 Lauderdale Av Alfredton | 4 | House | \$631,000 | 29 Aug 2025 |
|  13 Vale St Alfredton | 2 | House | \$521,000 | 25 Aug 2025 |
|  7 Seaford St Alfredton | 3 | House | \$640,000 | 22 Aug 2025 |
|  25 Verdale Dr Alfredton | 3 | House | \$605,000 | 20 Aug 2025 |
|  59 Parkview Dr Alfredton | 4 | House | \$615,000 | 20 Aug 2025 |
|  53 Sorrento Dr Alfredton | 3 | House | \$725,000 | 18 Aug 2025 |
|  15 Wexford St Alfredton | 4 | House | \$620,000 | 15 Aug 2025 |
|  131 Alfredton Dr Alfredton | 4 | House | \$655,000 | 15 Aug 2025 |
|  3 Karol St Alfredton | 3 | House | \$550,000 | 15 Aug 2025 |
|  8 Jack Ct Alfredton | 4 | House | \$679,000 | 15 Aug 2025 |

ALFREDTON SUBURB REPORT

| Address | Bedrooms | Type | Price | Sold |
|--|----------|-------|-------------|-------------|
|  23 Tipperary St Alfredton | 4 | House | \$640,000 | 13 Aug 2025 |
|  29 Evergreen Dr Alfredton | 4 | House | \$1,450,000 | 11 Aug 2025 |
|  9 Lawrence St Alfredton | 3 | House | \$530,000 | 08 Aug 2025 |
|  187 Dyson Dr Alfredton | 4 | House | \$610,000 | 08 Aug 2025 |
|  2 Townsend Ct Alfredton | 4 | House | \$525,000 | 07 Aug 2025 |
|  17 Ningana St Alfredton | 3 | House | \$560,000 | 04 Aug 2025 |
|  1782 Sturt St Alfredton | 4 | House | \$1,020,000 | 02 Aug 2025 |
|  26 Evergreen Dr Alfredton | 4 | House | \$1,190,000 | 01 Aug 2025 |
|  7 Beldi St Alfredton | 4 | House | \$665,000 | 29 Jul 2025 |
|  5 OBrien Dr Alfredton | 4 | House | \$580,000 | 28 Jul 2025 |

ALFREDTON SUBURB REPORT

| Address | Bedrooms | Type | Price | Sold |
|--|----------|-------|-------------|-------------|
|  15 Parkwood St Alfredton | 3 | House | \$630,000 | 25 Jul 2025 |
|  117 Dyson Dr Alfredton | 3 | House | \$550,000 | 24 Jul 2025 |
|  3 Luxford St ALFREDTON | 4 | House | \$1,200,000 | 21 Jul 2025 |
|  56 Clovedale Av Alfredton | 3 | House | \$536,000 | 21 Jul 2025 |
|  15 Lancaster St Alfredton | 3 | House | \$516,000 | 18 Jul 2025 |
|  1/11 Vale St Alfredton | 2 | House | \$360,000 | 16 Jul 2025 |
|  12 Hathaway Cl Alfredton | 4 | House | \$815,000 | 11 Jul 2025 |
|  16 Topaz St Alfredton | 4 | House | \$670,000 | 11 Jul 2025 |
|  32 Arrandale Av Alfredton | 5 | House | \$845,000 | 10 Jul 2025 |
|  1 Sligo St Alfredton | 2 | House | \$575,000 | 10 Jul 2025 |



Ballarat Office
1211 Sturt Street, Ballarat
03 5329 2500

jellisraig.com.au

Data is current as of PDF generation date 01/09/2025

* Updated Quarterly for the past 12 months

^ Updated daily for the past quarter

~ Updated daily: 33 recent results.

This publication contains data, analytics, statistics and other information supplied by PROPERTYDATAONLINE PTY LTD (PropertyData). The data provided in this publication is of a general nature and should not be construed as specific advice or relied upon in lieu of appropriate professional advice.

PropertyData relies upon data supplied by third parties and while the data is checked and reviewed, PropertyData does not warrant the accuracy or completeness of the information to the full extent permitted by the law and excludes all loss or damage howsoever arising (including through negligence) in connection with the data supplied by PropertyData. The State of Victoria owns the copyright in the Property Sales Data and reproduction of that data in any way without the consent of the State of Victoria will constitute a breach of the Copyright Act 1968 (cth). The State of Victoria does not warrant the accuracy or completeness of the Property Sales Data and any person using or relying upon such information does so on the basis that the State of Victoria accepts no responsibility or liability whatsoever for any errors, faults, defects or omissions in the information supplied.