

Suburb Report

Know your neighbourhood.



Property Prices

Median House Price*

Median

\$950k

Quarterly Price Change

3.82% ↑

Median Unit Price*

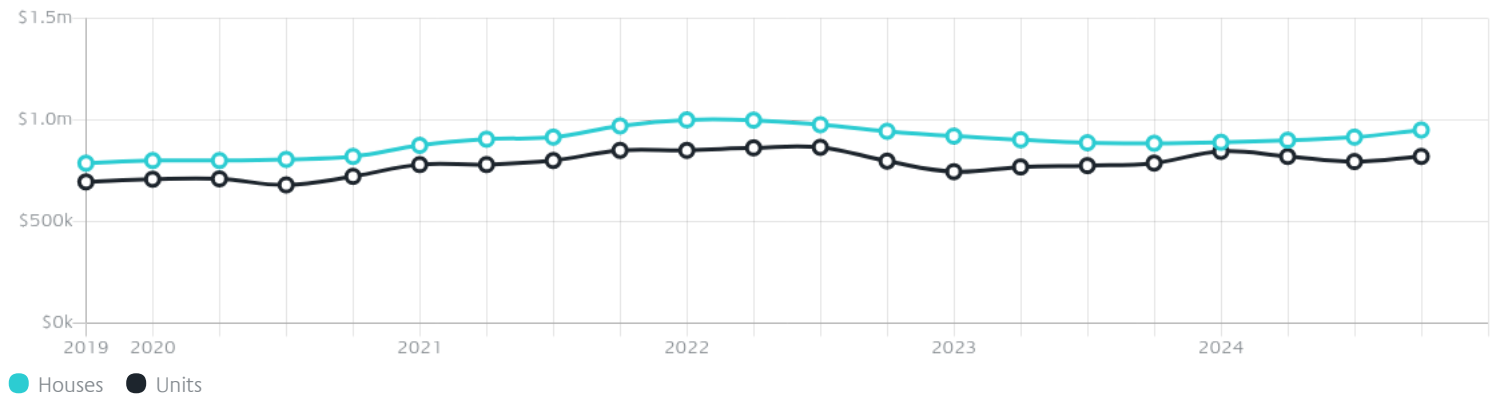
Median

\$820k

Quarterly Price Change

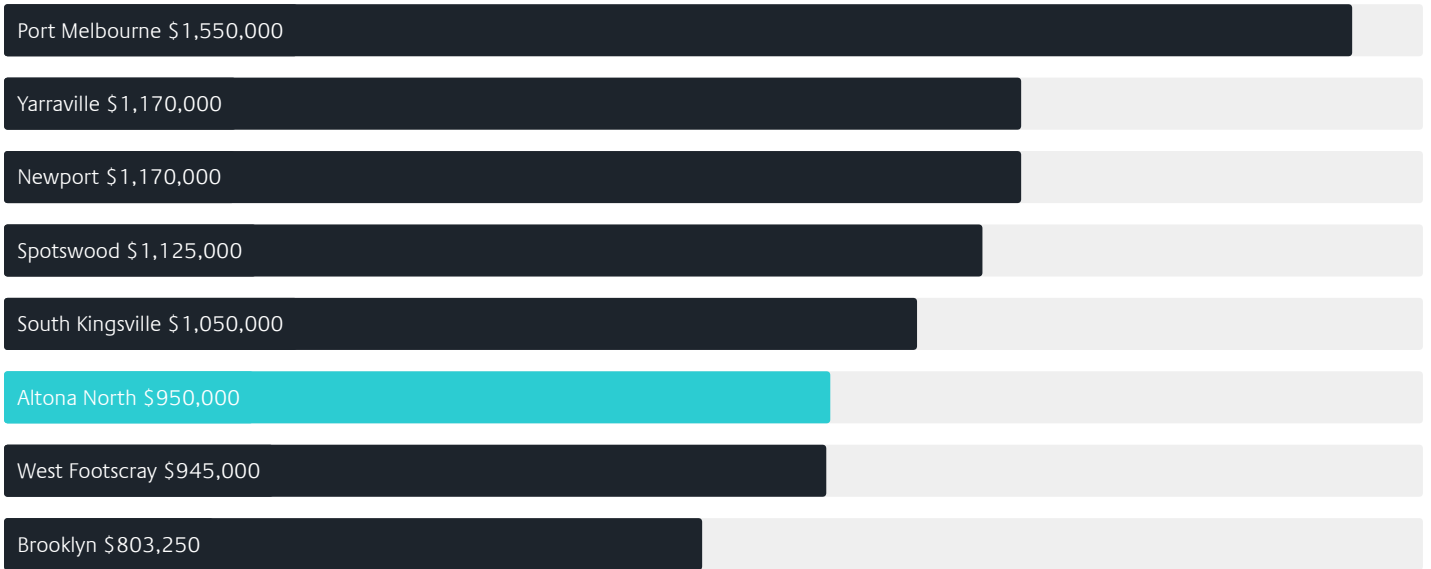
3.14% ↑

Quarterly Price Change*




Surrounding Suburbs

Median House Sale Price*



Median Unit Sale Price*



Sales Snapshot

Sale Method^{*}



● Auction 46%
● Private 54%

Auction Clearance Rate^{*}

96.43%

Median Days on Market[^]

50 days

Average Hold Period^{*}

6.0 years

Insights

Dwelling Type[^]



● Houses 69% ● Units 31%

Ownership[^]



● Owned Outright 39% ● Mortgaged 33% ● Rented 27%

Population[^]

12,962

Median Asking Rent per week^{*}

\$590

Median Age[^]

37 years

Rental Yield^{*}













3.38%

Median Household Size[^]













2.6 people

Sold Properties~













Discover a snapshot of the most recent results for this suburb, to view the full 12 months of sales history, please go to jellisicraig.com.au/suburbinsights

Address	Bedrooms	Type	Price	Sold
 27 Maxwell Av Altona North	3	Townhouse	\$950,000	28 Feb 2025
 2 Hatherley Gr Altona North	3	House	\$960,000	27 Feb 2025
 1 14A Fifth Av Altona North	3	Unit	\$686,000	27 Feb 2025
 80 Third Av Altona North	3	Townhouse	\$925,000	26 Feb 2025
 100a Chambers Rd Altona North	3	Townhouse	\$950,000	25 Feb 2025
 3/85 First Av Altona North	3	House	\$1,057,000	22 Feb 2025
 73 Sixth Av Altona North	3	House	\$905,000	21 Feb 2025
 55 Misten Av Altona North	4	House	\$1,130,000	20 Feb 2025
 2/58 Misten Av ALTONA NORTH	3	House	\$726,000	15 Feb 2025
 1/4 Begonia Av Altona North	4	House	\$883,000	15 Feb 2025
 96 Sixth Av Altona North	3	House	\$1,055,000	15 Feb 2025
 49 Clematis Av Altona North	3	House	\$967,000	13 Feb 2025

Sold Properties~

Address	Bedrooms	Type	Price	Sold
 8 1a First Av Altona North	4	House	\$880,000	12 Feb 2025
 1/4 Marigold Av Altona North	3	Unit	\$710,000	08 Feb 2025
 34 John St Altona North	4	House	\$851,000	08 Feb 2025
 2c Stapley Cr Altona North	3	Townhouse	\$805,000	08 Feb 2025
 273 Millers Rd Altona North	3	House	\$790,000	06 Feb 2025
 6/222 Mason St Altona North	3	Townhouse	\$725,000	06 Feb 2025
 87a Fourth Av Altona North	4	Townhouse	\$1,310,000	06 Feb 2025
 7a Delphin Av Altona North	4	Townhouse	\$1,500,000	06 Feb 2025
 58B Macdonald Av Altona North	3	Townhouse	\$830,000	06 Feb 2025
 15 Ronald Av Altona North	3	Townhouse	\$880,000	05 Feb 2025
 3/24 Edward Av Altona North	2	Townhouse	\$720,000	03 Feb 2025
 46 First Av Altona North	4	House	\$1,300,000	28 Jan 2025

Sold Properties~

Address	Bedrooms	Type	Price	Sold
 3/2 Murphy St ALTONA NORTH	2	Apartment	\$495,000	16 Jan 2025
 2a Netta St Altona North	3	House	\$975,000	16 Jan 2025
 1/4 Murphy St Altona North	3	Townhouse	\$820,000	10 Jan 2025
 43 Knapp St Altona North	4	House	\$1,150,000	06 Jan 2025
 19 Sutton Av Altona North	4	House	\$1,510,000	27 Dec 2024
 19a Sutton Av Altona North	4	Townhouse	\$1,510,000	27 Dec 2024
 200 Millers Rd Altona North	3	House	\$835,000	21 Dec 2024
 2A Duke St Altona North	4	House	\$822,000	21 Dec 2024
 161a Mills St Altona North	3	Unit	\$760,000	18 Dec 2024
 4/24 Edward Av Altona North	3	Townhouse	\$820,000	18 Dec 2024
 29 Fourth Av Altona North	4	House	\$1,232,500	18 Dec 2024
 19 Huxtable Av Altona North	5	Townhouse	\$1,100,000	17 Dec 2024

Jellis Craig

Williamstown Office
84 Ferguson Street, Williamstown
03 8387 0000

jellisraig.com.au

Data is current as of PDF generation date 01/03/2025

* Updated Quarterly for the past 12 months

^ Updated daily for the past quarter

~ Updated daily: 33 recent results.

This publication contains data, analytics, statistics and other information supplied by PROPERTYDATAONLINE PTY LTD (PropertyData). The data provided in this publication is of a general nature and should not be construed as specific advice or relied upon in lieu of appropriate professional advice.

PropertyData relies upon data supplied by third parties and while the data is checked and reviewed, PropertyData does not warrant the accuracy or completeness of the information to the full extent permitted by the law and excludes all loss or damage howsoever arising (including through negligence) in connection with the data supplied by PropertyData. The State of Victoria owns the copyright in the Property Sales Data and reproduction of that data in any way without the consent of the State of Victoria will constitute a breach of the Copyright Act 1968 (cth). The State of Victoria does not warrant the accuracy or completeness of the Property Sales Data and any person using or relying upon such information does so on the basis that the State of Victoria accepts no responsibility or liability whatsoever for any errors, faults, defects or omissions in the information supplied.