

# *Suburb Report*

Know your neighbourhood.



# Property Prices

## Median House Price\*

Median

**\$1.16m**

Quarterly Price Change

**5.68% ↑**

## Median Unit Price\*

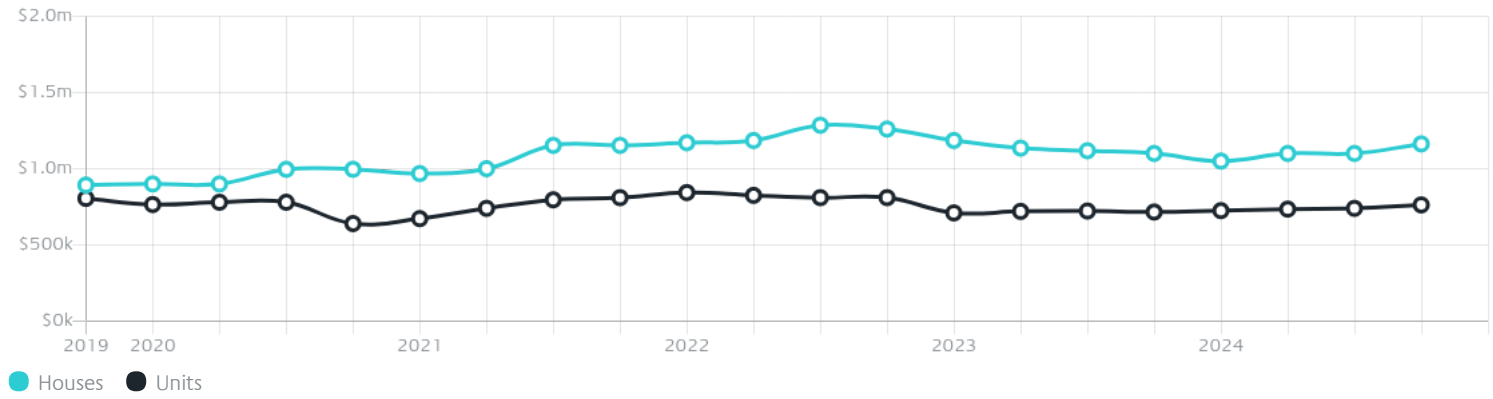
Median

**\$763k**

Quarterly Price Change

**3.04% ↑**

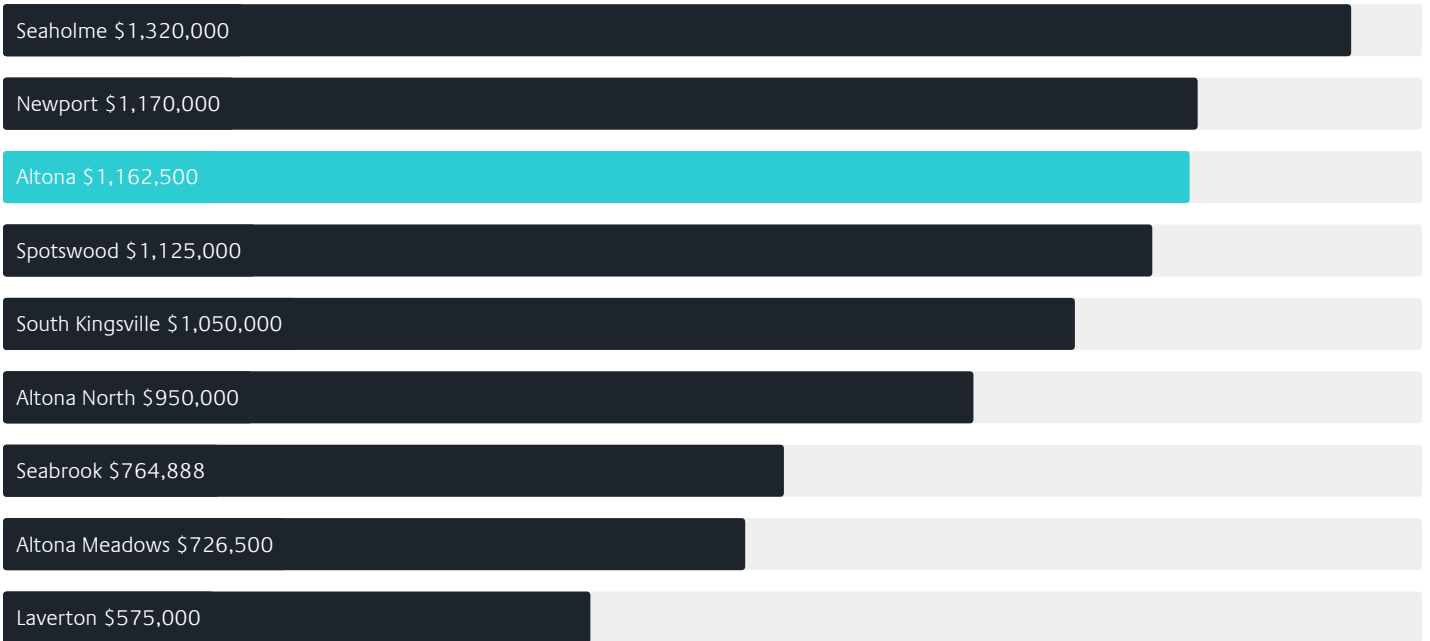
## Quarterly Price Change\*




# Surrounding Suburbs

---

## Median House Sale Price\*



## Median Unit Sale Price\*



# Sales Snapshot

Sale Method<sup>\*</sup>



● Auction 30%  
● Private 70%

Auction Clearance Rate<sup>\*</sup>

73.68%

Median Days on Market<sup>^</sup>

39 days

Average Hold Period<sup>\*</sup>

7.7 years

## Insights

Dwelling Type<sup>^</sup>



● Houses 61% ● Units 39%

Ownership<sup>^</sup>



● Owned Outright 39% ● Mortgaged 33% ● Rented 28%

Population<sup>^</sup>

11,490

Median Asking Rent per week<sup>\*</sup>

\$590

Median Age<sup>^</sup>

42 years

Rental Yield<sup>\*</sup>













2.84%

Median Household Size<sup>^</sup>













2.3 people

# Sold Properties~

Discover a snapshot of the most recent results for this suburb, to view the full 12 months of sales history, please go to [jellisraig.com.au/suburbinsights](https://jellisraig.com.au/suburbinsights)













Address	Bedrooms	Type	Price	Sold
 1 / 2a Romawi St Altona	3	Townhouse	\$1,170,000	16 Jan 2025
 15 Emu Av Altona	3	House	\$910,000	16 Jan 2025
 3 / 4 Boyd St Altona	2	Unit	\$707,500	15 Jan 2025
 27 Upton St Altona	4	House	\$1,380,000	09 Jan 2025
 169 Civic Pde Altona	4	House	\$790,000	09 Jan 2025
 61 Grieve Pde Altona	3	Townhouse	\$932,000	08 Jan 2025
 1 / 27-29 Millers Rd Altona	3	Townhouse	\$975,000	06 Jan 2025
 13 Heritage Ct Altona	3	House	\$1,200,000	27 Dec 2024
 8 Phair Ct Altona	4	House	\$1,522,000	24 Dec 2024
 3 / 65 Purnell St Altona	2	Unit	\$745,000	20 Dec 2024
 1 / 34 Bent St Altona	3	Townhouse	\$875,000	18 Dec 2024
 225 Queen St Altona	2	House	\$1,085,000	18 Dec 2024

# Sold Properties~

Address	Bedrooms	Type	Price	Sold
 150 Queen St Altona	5	House	\$1,943,000	14 Dec 2024
 309/105 Pier St Altona	1	Apartment	\$360,000	13 Dec 2024
 10 Lindwood Av Altona	4	House	\$1,225,000	13 Dec 2024
 10 Belmar Av Altona	3	House	\$755,000	05 Dec 2024
 9 Emu Av Altona	3	House	\$1,280,000	03 Dec 2024
 41 Wren St Altona	3	House	\$1,100,000	30 Nov 2024
 1/12 Hancock St Altona	3	Townhouse	\$925,000	30 Nov 2024
 19 Fenfield St Altona	3	House	\$1,100,000	30 Nov 2024
 1/16 Dove Av Altona	2	Unit	\$665,000	28 Nov 2024
 103/117 Pier St Altona	2	Apartment	\$465,000	27 Nov 2024
 205 Esplanade Altona	0	Land	\$2,650,000	27 Nov 2024
 3/33 Mulga St Altona	3	Unit	\$720,000	23 Nov 2024

ALTONA SUBURB REPORT

# Sold Properties~

Address	Bedrooms	Type	Price	Sold
 44 Maidstone St Altona	3	House	\$955,000	22 Nov 2024
 33 Beach St Altona	3	House	\$2,500,000	21 Nov 2024
 11 Lark St Altona	4	House	\$1,385,000	21 Nov 2024
 93 Railway St.N Altona	3	House	\$1,120,000	20 Nov 2024
 5 Linnet St Altona	3	House	\$1,230,000	20 Nov 2024
 257 Queen St Altona	4	Townhouse	\$1,230,000	20 Nov 2024
 2/96 Civic Pde Altona	1	Flat/Unit/Apartment	\$920,000	20 Nov 2024
 67d Grieve Pde Altona	3	Townhouse	\$750,000	14 Nov 2024
 26 Manning St Altona	4	Townhouse	\$1,455,000	14 Nov 2024
 47 Belmar Av Altona	4	House	\$1,350,000	09 Nov 2024
 56 Mcintyre Dr Altona	5	House	\$990,000	08 Nov 2024
 46 Bracken Gr Altona	3	House	\$1,303,000	08 Nov 2024



Williamstown Office  
84 Ferguson Street, Williamstown  
03 8387 0000

[jelliscraig.com.au](http://jelliscraig.com.au)

Data is current as of PDF generation date 20/01/2025

\* Updated Quarterly for the past 12 months

^ Updated daily for the past quarter

~ Updated daily: 33 recent results.

This publication contains data, analytics, statistics and other information supplied by PROPERTYDATAONLINE PTY LTD (PropertyData). The data provided in this publication is of a general nature and should not be construed as specific advice or relied upon in lieu of appropriate professional advice.

PropertyData relies upon data supplied by third parties and while the data is checked and reviewed, PropertyData does not warrant the accuracy or completeness of the information to the full extent permitted by the law and excludes all loss or damage howsoever arising (including through negligence) in connection with the data supplied by PropertyData. The State of Victoria owns the copyright in the Property Sales Data and reproduction of that data in any way without the consent of the State of Victoria will constitute a breach of the Copyright Act 1968 (cth). The State of Victoria does not warrant the accuracy or completeness of the Property Sales Data and any person using or relying upon such information does so on the basis that the State of Victoria accepts no responsibility or liability whatsoever for any errors, faults, defects or omissions in the information supplied.