

Suburb Report

Know your neighbourhood.



Property Prices

Median House Price*

Median

\$1.37m

Quarterly Price Change

0.58% ↑

Median Unit Price*

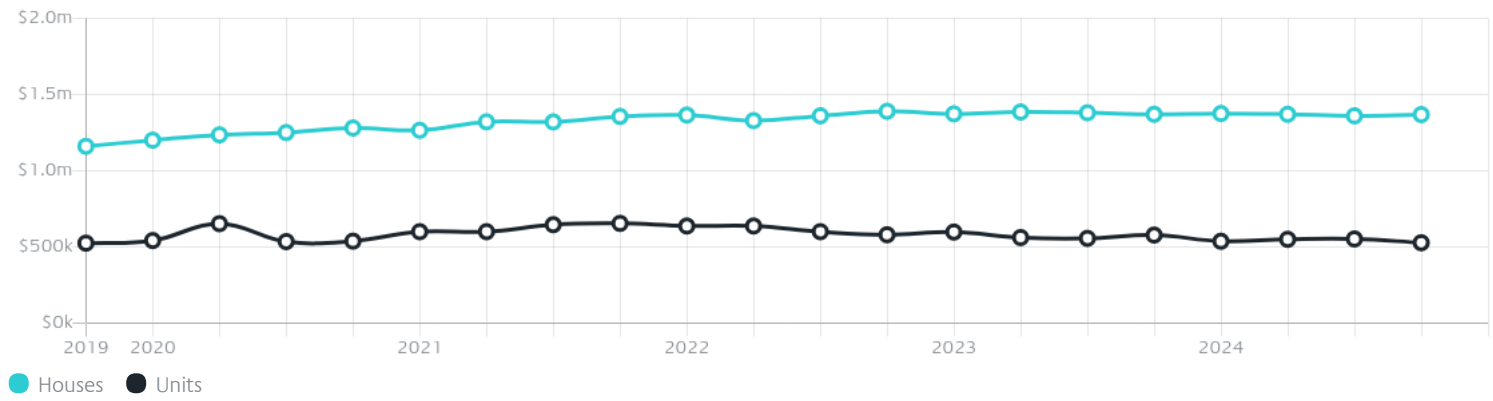
Median

\$528k

Quarterly Price Change

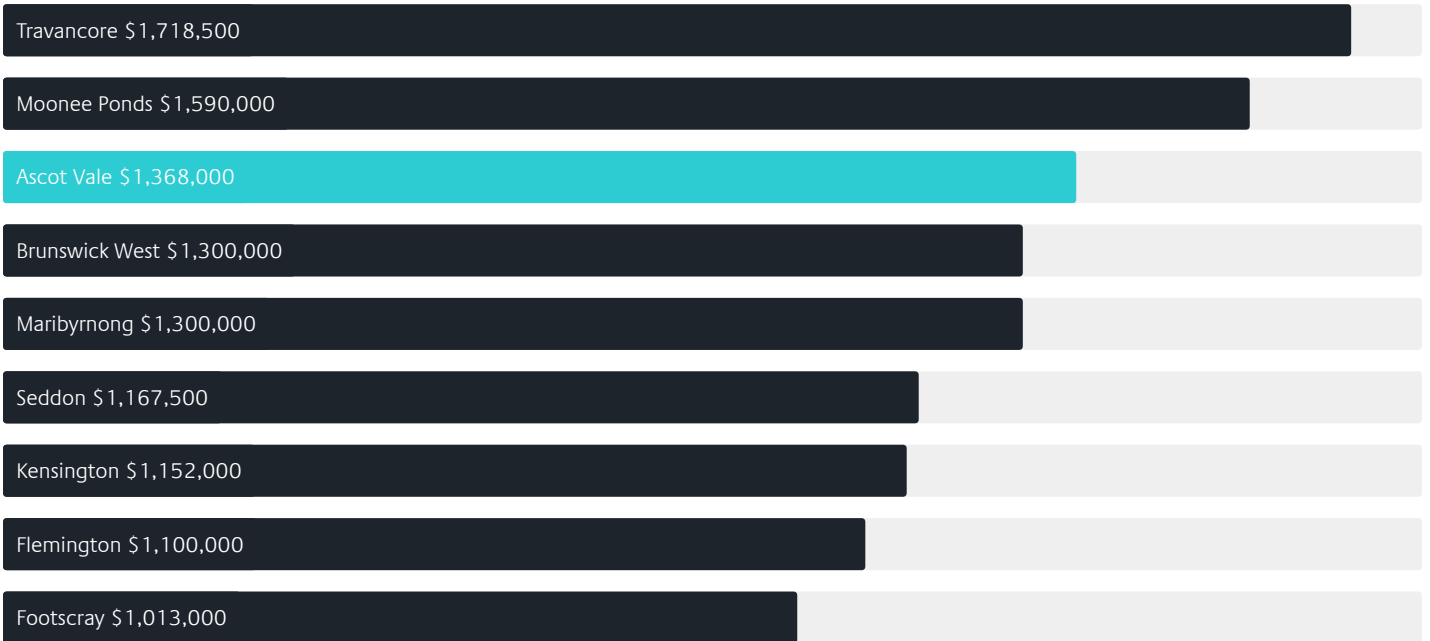
-4.52% ↓

Quarterly Price Change*



Surrounding Suburbs

Median House Sale Price*



Median Unit Sale Price*



Sales Snapshot

Sale Method^{*}



● Auction 53%
● Private 47%

Auction Clearance Rate^{*}

75.86%

Median Days on Market[^]

28 days

Average Hold Period^{*}

6.5 years

Insights

Dwelling Type[^]



● Houses 46% ● Units 54%

Ownership[^]



● Owned Outright 29% ● Mortgaged 35% ● Rented 35%

Population[^]

15,197

Median Asking Rent per week^{*}

\$705

Population Growth[^]

3.03%

Rental Yield^{*}

2.67%

Median Age[^]













37 years

Median Household Size[^]













2.4 people

Sold Properties~













Discover a snapshot of the most recent results for this suburb, to view the full 12 months of sales history, please go to jellisraig.com.au/suburbinsights

Address	Bedrooms	Type	Price	Sold
 6/9 Milton St Ascot Vale	2	Unit	\$545,000	06 Jan 2025
 304/8 Burrowes St Ascot Vale	2	Apartment	\$495,000	24 Dec 2024
 16/22 Leonard Cr Ascot Vale	2	Apartment	\$470,000	20 Dec 2024
 4 Middle St Ascot Vale	3	House	\$1,300,000	15 Dec 2024
 306/8 Burrowes St Ascot Vale	2	Apartment	\$539,000	14 Dec 2024
 20 Bayview Tce Ascot Vale	2	House	\$1,200,000	11 Dec 2024
 85 Fenton St Ascot Vale	4	House	\$2,240,000	07 Dec 2024
 2/33 Sandown Rd Ascot Vale	3	Townhouse	\$925,000	07 Dec 2024
 2a East St Ascot Vale	3	Townhouse	\$900,000	07 Dec 2024
 4 Doncaster St Ascot Vale	3	Townhouse	\$875,000	30 Nov 2024
 62 Dutton La Ascot Vale	3	House	\$1,280,000	30 Nov 2024
 10 Harmony Rd Ascot Vale	4	House	\$1,361,000	30 Nov 2024

Sold Properties~

Address	Bedrooms	Type	Price	Sold
 9/8 Burrowes St Ascot Vale	1	Apartment	\$425,000	29 Nov 2024
 1/17-19 Middle St Ascot Vale	1	Unit	\$370,000	29 Nov 2024
 6/16 Fisher Pde Ascot Vale	3	Townhouse	\$878,500	26 Nov 2024
 12/37 Myrnong Cr Ascot Vale	1	Unit	\$299,000	25 Nov 2024
 23 Aspect Av Ascot Vale	3	House	\$950,000	23 Nov 2024
 3/22 Leonard Cr Ascot Vale	2	Apartment	\$480,000	22 Nov 2024
 21 Haven Cr Ascot Vale	3	House	\$1,100,000	22 Nov 2024
 24 Newsom St ASCOT VALE	3	House	\$1,100,000	16 Nov 2024
 8 Charles St ASCOT VALE	4	House	\$1,450,000	16 Nov 2024
 24A Newsom St Ascot Vale	4	House	\$1,100,000	16 Nov 2024
 35 Francis St Ascot Vale	4	House	\$1,730,000	16 Nov 2024
 43 South St Ascot Vale	4	House	\$1,750,000	16 Nov 2024

Sold Properties~

Address	Bedrooms	Type	Price	Sold
 66 Mirams St Ascot Vale	2	House	\$930,000	16 Nov 2024
 26/9 Milton St Ascot Vale	2	Apartment	\$525,000	13 Nov 2024
 5 Hockey La Ascot Vale	3	Townhouse	\$1,020,000	13 Nov 2024
 1/68 Ormond Rd Ascot Vale	1	Flat	\$373,000	13 Nov 2024
 4/225-227 Maribyrnong Rd Ascot Vale	2	Townhouse	\$642,000	12 Nov 2024
 4/225 Maribyrnong Rd Ascot Vale	2	Strata Unit/Flat	\$642,000	10 Nov 2024
 11 Medley Wlk Ascot Vale	4	Townhouse	\$1,275,000	07 Nov 2024
 2 Bower St Ascot Vale	5	House	\$1,550,000	30 Oct 2024
 13/20-22 Sandown Rd Ascot Vale	1	Apartment	\$250,000	29 Oct 2024
 62 St Leonards Rd Ascot Vale	3	House	\$1,651,000	27 Oct 2024
 8 Regent St Ascot Vale	2	House	\$1,176,000	26 Oct 2024
 20 Nairn Av Ascot Vale	2	House	\$1,650,000	26 Oct 2024



Kensington Office
291 Racecourse Road, Kensington
03 8378 0500

jelliscraig.com.au

Data is current as of PDF generation date 20/01/2025

* Updated Quarterly for the past 12 months

^ Updated daily for the past quarter

~ Updated daily: 33 recent results.

This publication contains data, analytics, statistics and other information supplied by PROPERTYDATAONLINE PTY LTD (PropertyData). The data provided in this publication is of a general nature and should not be construed as specific advice or relied upon in lieu of appropriate professional advice.

PropertyData relies upon data supplied by third parties and while the data is checked and reviewed, PropertyData does not warrant the accuracy or completeness of the information to the full extent permitted by the law and excludes all loss or damage howsoever arising (including through negligence) in connection with the data supplied by PropertyData. The State of Victoria owns the copyright in the Property Sales Data and reproduction of that data in any way without the consent of the State of Victoria will constitute a breach of the Copyright Act 1968 (cth). The State of Victoria does not warrant the accuracy or completeness of the Property Sales Data and any person using or relying upon such information does so on the basis that the State of Victoria accepts no responsibility or liability whatsoever for any errors, faults, defects or omissions in the information supplied.