

## *Suburb Report*

Know your neighbourhood.



# Property Prices

## Median House Price\*

Median

**\$1.91m**

Quarterly Price Change

**-0.60% ↓**

## Median Unit Price\*

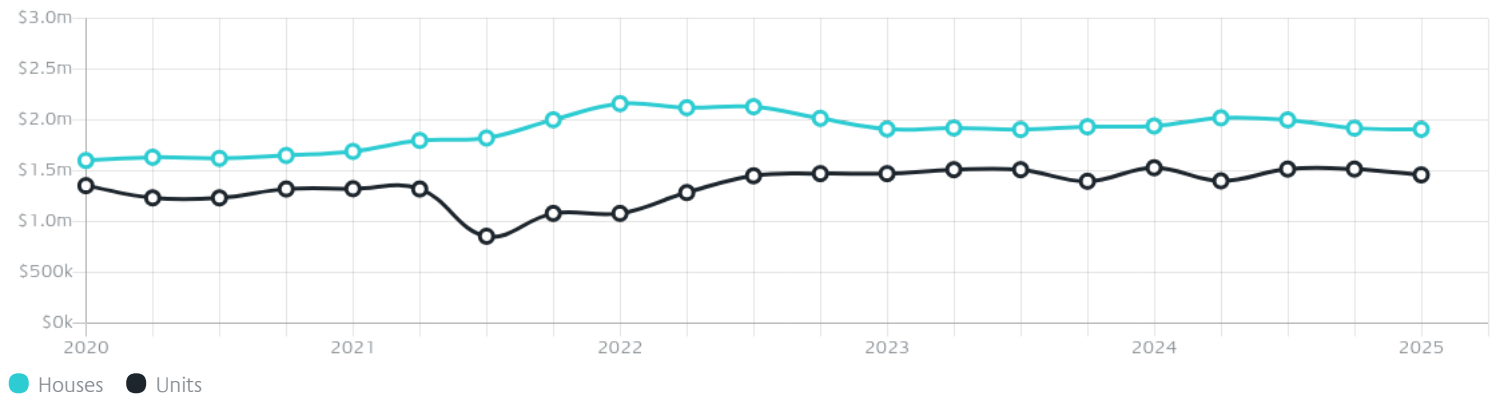
Median

**\$1.46m**

Quarterly Price Change

**-3.77% ↓**

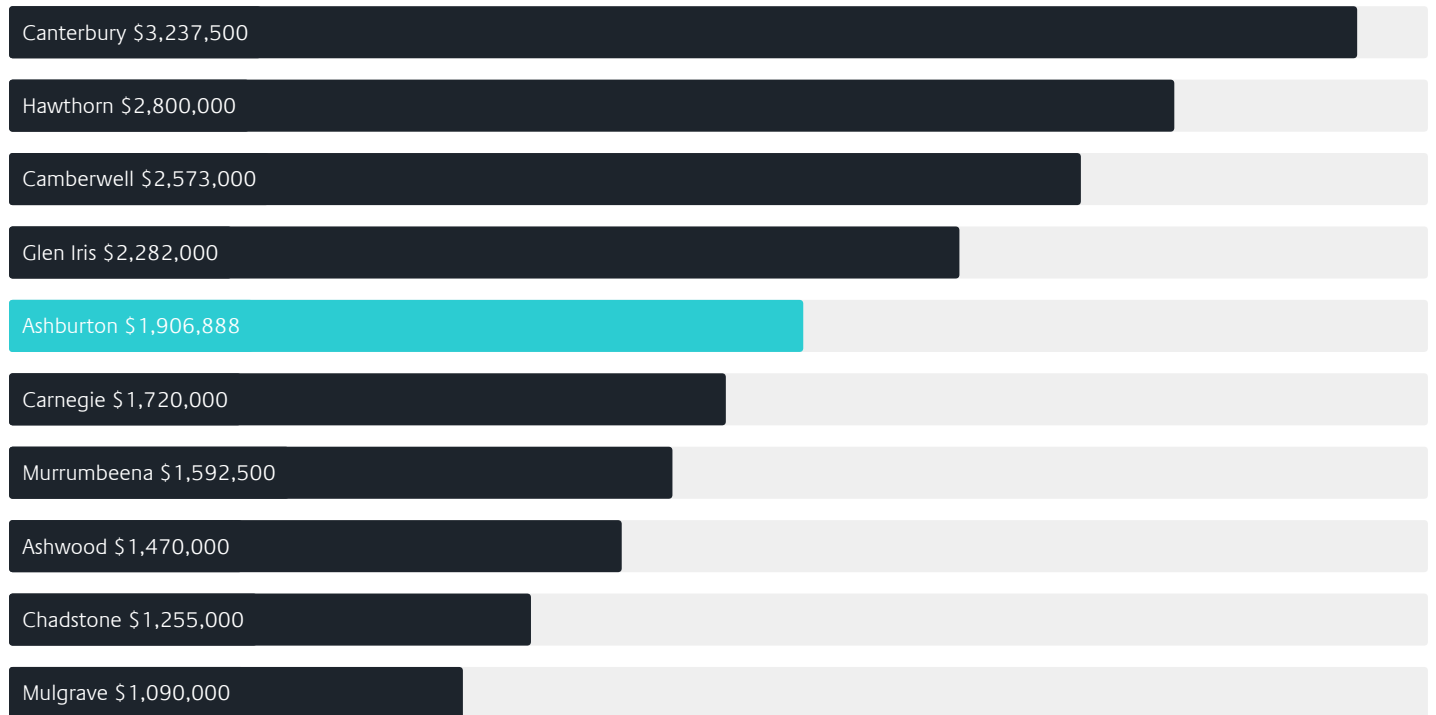
## Quarterly Price Change\*



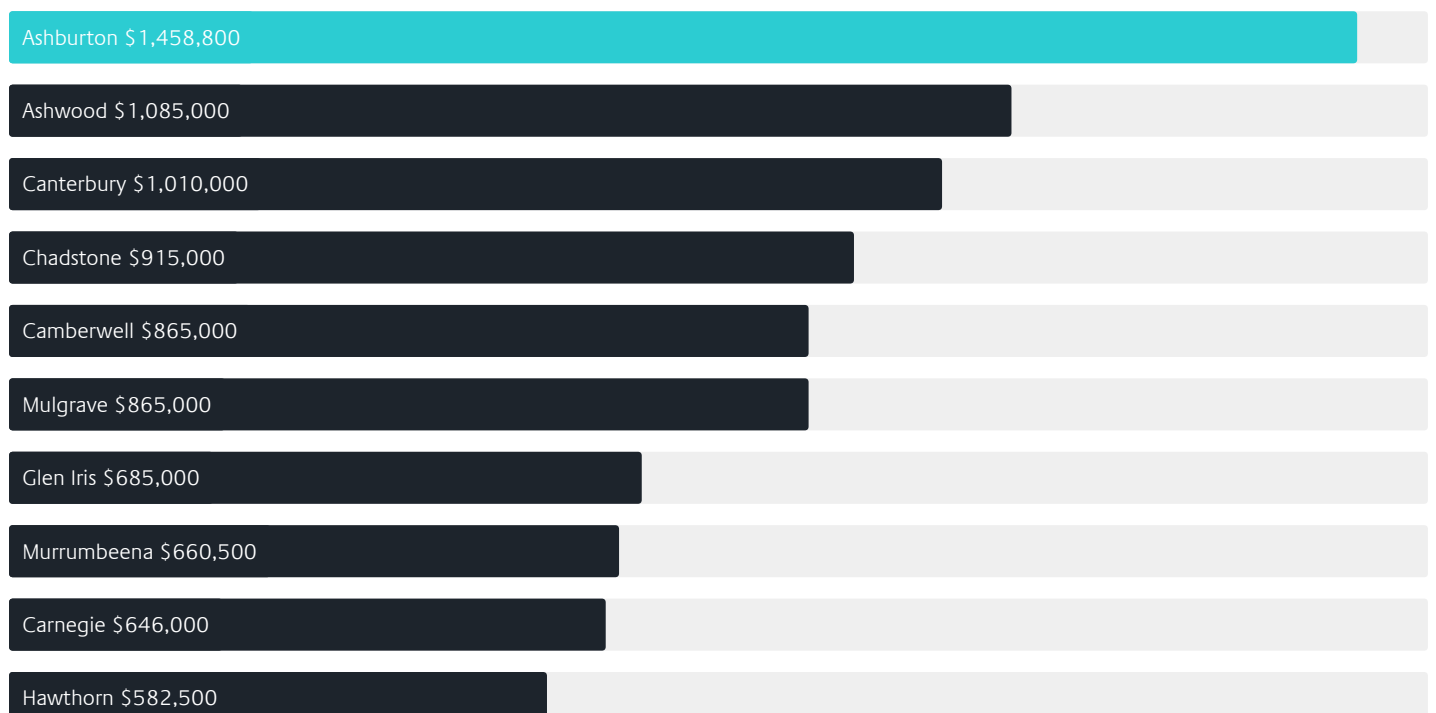
# Surrounding Suburbs

---

## Median House Sale Price\*



## Median Unit Sale Price\*



# Sales Snapshot

Sale Method\*



● Auction 71%  
● Private 29%

Auction Clearance Rate\*

74.07%

Median Days on Market^

26 days

Average Hold Period\*

7.4 years

## Insights

Dwelling Type^



● Houses 76% ● Units 24%

Ownership^



● Owned Outright 40% ● Mortgaged 37% ● Rented 23%

Population^

7,952

Median Asking Rent per week\*

\$820

Population Growth^

2.59%

Rental Yield\*

1.96%

Median Age^













41 years

Median Household Size^






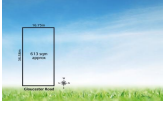






2.8 people

# Sold Properties~













Discover a snapshot of the most recent results for this suburb, to view the full 12 months of sales history, please go to [jellisicraig.com.au/suburbinsights](https://jellisicraig.com.au/suburbinsights)

Address	Bedrooms	Type	Price	Sold
 34 St Georges Cr Ashburton	3	House	\$1,885,000	24 May 2025
 6 Anson Ct Ashburton	2	House	\$1,473,000	21 May 2025
 14a Sunderland Av Ashburton	4	House	\$1,420,000	13 Apr 2025
 61 Victory Blvd Ashburton	3	Townhouse	\$1,650,000	08 Apr 2025
 4 Oliver St Ashburton	4	House	\$2,330,000	06 Apr 2025
 1 / 14 Benghazi Av Ashburton	4	House	\$2,010,000	05 Apr 2025
 5 Gloucester Rd Ashburton	3	House	\$1,008,000	05 Apr 2025
 1 / 28 Duke St Ashburton	2	Unit	\$1,100,000	03 Apr 2025
 159 Ashburn Gr Ashburton	3	House	\$1,685,000	19 Mar 2025
 52 Gloucester Rd Ashburton	5	House	\$1,820,500	18 Mar 2025
 4 Burbank St Ashburton	5	House	\$3,100,000	18 Mar 2025
 49 Nicholas St Ashburton	4	House	\$2,080,000	15 Mar 2025

# Sold Properties~

Address		Bedrooms	Type	Price	Sold
	2 Young St Ashburton	4	House	\$2,480,000	14 Mar 2025
	17 Liberator St Ashburton	3	House	\$1,544,000	01 Mar 2025
	11 Lexia St Ashburton	3	House	\$1,850,000	01 Mar 2025
	43a Baker Pde Ashburton	4	House	\$1,800,000	27 Feb 2025
	9 Amery St Ashburton	4	House	\$2,321,000	22 Feb 2025
	6 Gloucester Rd Ashburton	3	Townhouse	\$1,458,800	22 Feb 2025
	15 Pitt St Ashburton	3	House	\$1,333,000	22 Feb 2025
	3/14 Benghazi Av Ashburton	4	House	\$1,660,000	22 Feb 2025
	2/2 Johnston St Ashburton	4	Townhouse	\$1,605,000	15 Feb 2025
	17 Wilgra Av Ashburton	3	House	\$1,460,000	12 Feb 2025
	2/31 Ashburn Gr Ashburton	2	Unit	\$861,500	08 Feb 2025
	2/2 Carool Rd Ashburton	3	House	\$1,250,000	06 Feb 2025

# Sold Properties~

Address	Bedrooms	Type	Price	Sold
 2 Ashburn Gr Ashburton	2	Flat/Unit/Apartment	\$850,000	06 Feb 2025
 51 Warner Av ASHBURTON	2	House	\$1,852,000	01 Feb 2025
 8a Clifford Cl Ashburton	5	House	\$2,100,000	29 Jan 2025
 13a Pitt St Ashburton	4	House	\$1,815,000	14 Jan 2025
 1 /393 High St Ashburton	5	Townhouse	\$1,125,000	08 Jan 2025
 64 Munro Av Ashburton	4	House	\$1,820,000	24 Dec 2024
 4/ 100 Victory Blvd ASHBURTON	3	Townhouse	\$1,300,000	14 Dec 2024
 55 Warner Av Ashburton	3	House	\$1,480,000	13 Dec 2024
 3/309 High St Ashburton	2	Flat/Unit/Apartment	\$660,000	11 Dec 2024
 9 Poulter St Ashburton	4	House	\$1,680,000	08 Dec 2024
 40 Alamein Av Ashburton	3	House	\$1,480,000	07 Dec 2024
 9 Meaden St Ashburton	3	House	\$1,580,000	05 Dec 2024



Glen Iris Office  
45 High St, Glen Iris  
03 9810 5000

[jelliscraig.com.au](http://jelliscraig.com.au)

Data is current as of PDF generation date 01/06/2025

\* Updated Quarterly for the past 12 months

^ Updated daily for the past quarter

~ Updated daily: 33 recent results.

This publication contains data, analytics, statistics and other information supplied by PROPERTYDATAONLINE PTY LTD (PropertyData). The data provided in this publication is of a general nature and should not be construed as specific advice or relied upon in lieu of appropriate professional advice.

PropertyData relies upon data supplied by third parties and while the data is checked and reviewed, PropertyData does not warrant the accuracy or completeness of the information to the full extent permitted by the law and excludes all loss or damage howsoever arising (including through negligence) in connection with the data supplied by PropertyData. The State of Victoria owns the copyright in the Property Sales Data and reproduction of that data in any way without the consent of the State of Victoria will constitute a breach of the Copyright Act 1968 (cth). The State of Victoria does not warrant the accuracy or completeness of the Property Sales Data and any person using or relying upon such information does so on the basis that the State of Victoria accepts no responsibility or liability whatsoever for any errors, faults, defects or omissions in the information supplied.