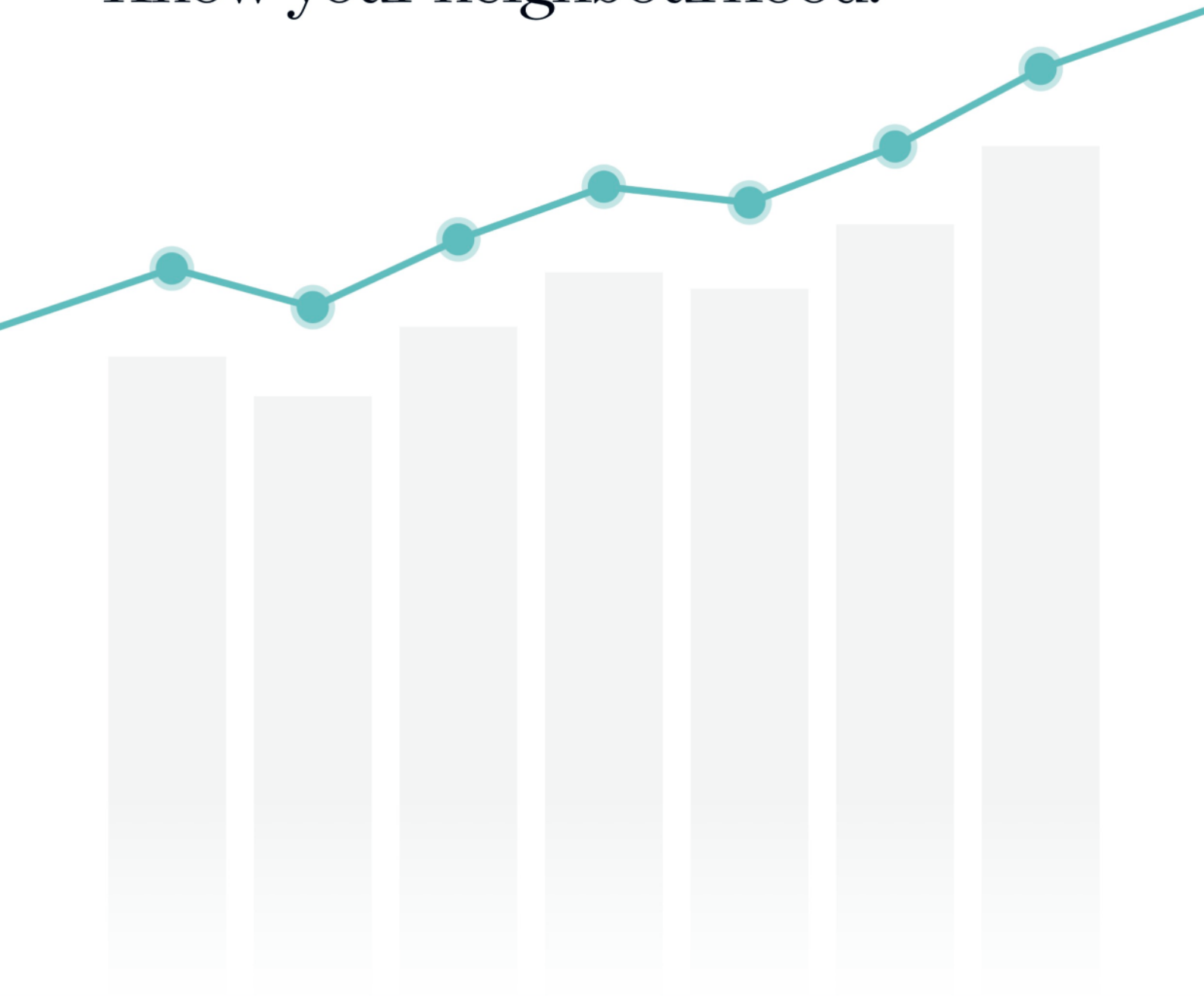


BALLARAT CENTRAL



Suburb Report

Know your neighbourhood.



Property Prices

Median House Price*

Median

\$550k

Quarterly Price Change

-2.65% ↓

Median Unit Price*

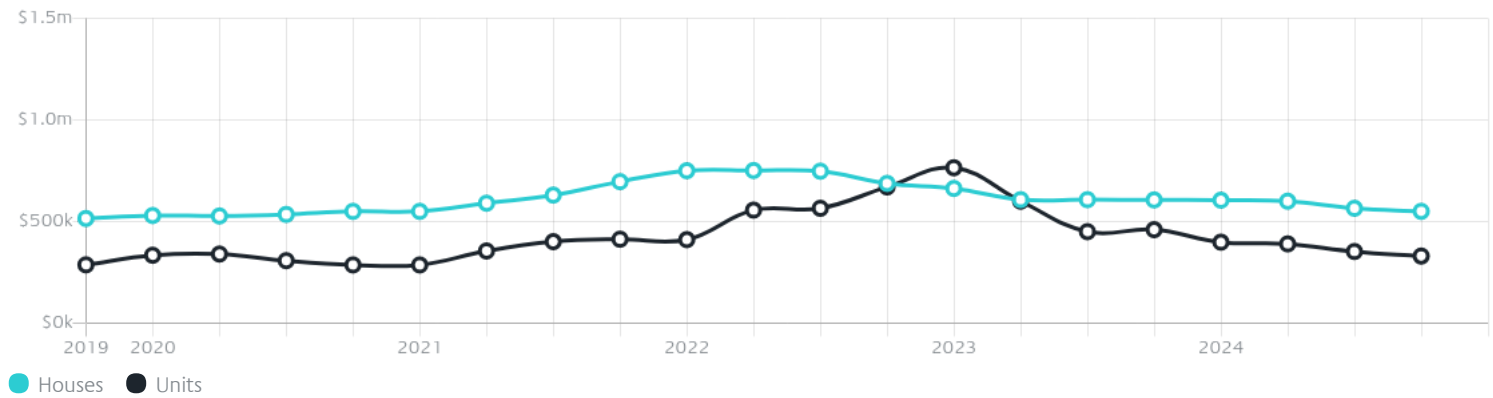
Median

\$330k

Quarterly Price Change

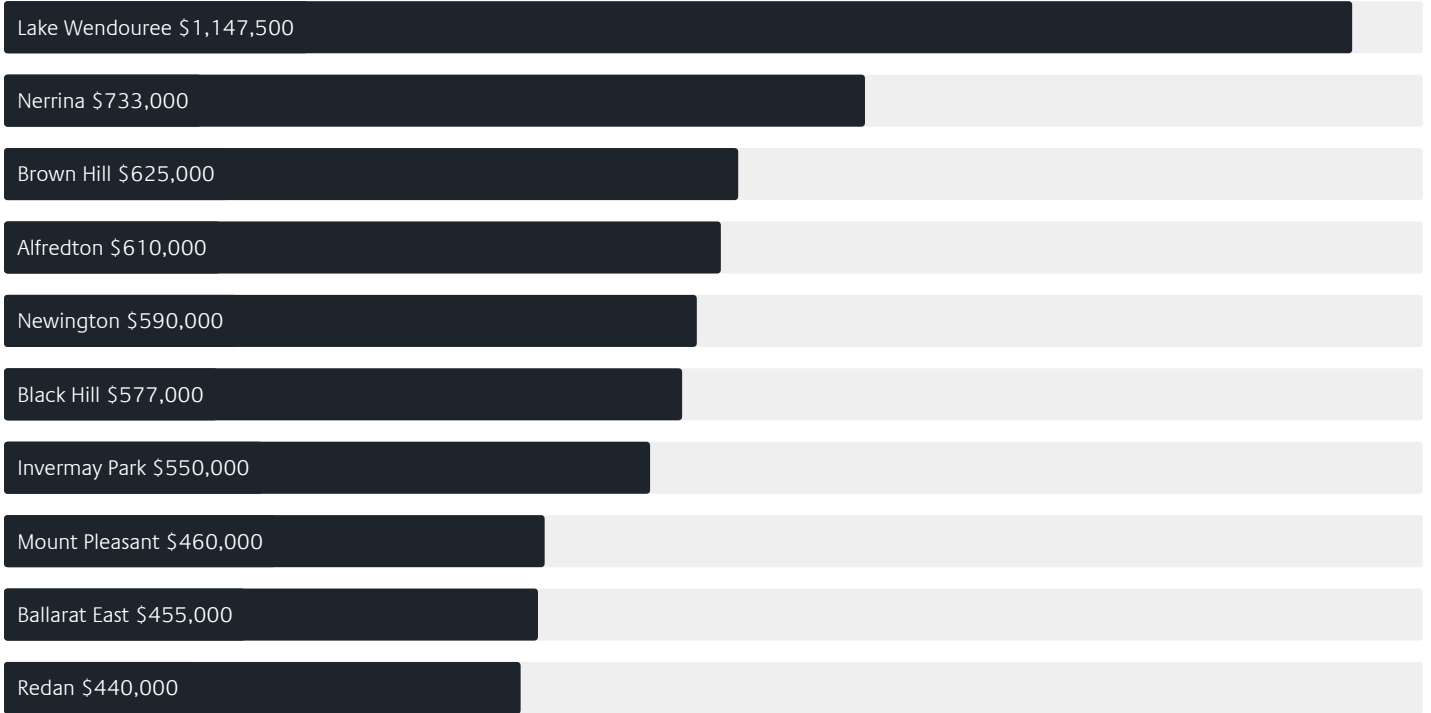
-6.38% ↓

Quarterly Price Change*



Surrounding Suburbs

Median House Sale Price*



Median Unit Sale Price*



Sales Snapshot

Sale Method^{*}



● Private 100%

Median Days on Market[^]

80 days

Average Hold Period^{*}

5.8 years

Insights

Dwelling Type[^]



● Houses 74% ● Units 26%

Ownership[^]



● Owned Outright 35% ● Mortgaged 28% ● Rented 37%

Population[^]

5,378

Median Asking Rent per week^{*}

\$400

Population Growth[^]

0.94%

Rental Yield^{*}

3.71%

Median Age[^]













41 years

Median Household Size[^]













2.1 people

Sold Properties~













Discover a snapshot of the most recent results for this suburb, to view the full 12 months of sales history, please go to jellisicraig.com.au/suburbinsights

Address	Bedrooms	Type	Price	Sold
 403 Errard St.S Ballarat Central	4	House	\$900,000	25 Mar 2025
 311 Drummond St.S BALLARAT CENTRAL	2	House	\$580,000	21 Mar 2025
 413 Lyons St.S Ballarat Central	3	House	\$955,000	18 Mar 2025
 307 South St BALLARAT CENTRAL	3	House	\$665,000	14 Mar 2025
 101 Ascot St.S Ballarat Central	2	House	\$794,000	12 Mar 2025
 2/317 Ripon St.S BALLARAT CENTRAL	2	Unit	\$315,000	07 Mar 2025
 36 Anderson St.W Ballarat Central	2	House	\$380,000	06 Mar 2025
 206 Dawson St.S Ballarat Central	2	House	\$590,000	06 Mar 2025
 26 Anderson St.W Ballarat Central	2	House	\$380,000	06 Mar 2025
 114a Hickman St Ballarat Central	5	House	\$990,000	05 Mar 2025
 11 Church St Ballarat Central	3	House	\$920,000	04 Mar 2025
 1/1014 Eyre St Ballarat Central	2	Unit	\$345,000	04 Mar 2025

Sold Properties~

Address	Bedrooms	Type	Price	Sold
 408 Lyons St Ballarat Central	2	House	\$310,000	03 Mar 2025
 11a Baird St Ballarat Central	3	House	\$565,000	28 Feb 2025
 5 Ascot St.S Ballarat Central	3	House	\$690,000	26 Feb 2025
 9 Kent St Ballarat Central	3	House	\$865,000	24 Feb 2025
 303 Pleasant St Ballarat Central	4	House	\$840,000	24 Feb 2025
 36 Anderson St Ballarat Central	2	House	\$380,000	12 Feb 2025
 2/16 Kent St Ballarat Central	2	Unit	\$385,000	11 Feb 2025
 303a Skipton St Ballarat Central	3	House	\$490,000	11 Feb 2025
 1207 Mair St Ballarat Central	3	House	\$695,000	10 Feb 2025
 214 Lyons St Ballarat Central	3	House	\$870,000	07 Feb 2025
 214 Lyons St.S Ballarat Central	3	House	\$870,000	07 Feb 2025
 602 Sebastopol St Ballarat Central	2	House	\$370,000	04 Feb 2025

Sold Properties~

Address	Bedrooms	Type	Price	Sold
 1/305 Pleasant St Ballarat Central	3	House	\$440,000	01 Feb 2025
 809 Dana St Ballarat Central	2	House	\$485,000	31 Jan 2025
 206 Drummond St.S Ballarat Central	4	House	\$1,080,000	30 Jan 2025
 306 Drummond St Ballarat Central	3	House	\$592,000	24 Jan 2025
 206 Drummond St Ballarat Central	3	House	\$1,080,000	22 Jan 2025
 16 Urquhart St Ballarat Central	2	House	\$297,000	21 Jan 2025
 4 Surrey St Ballarat Central	3	House	\$415,000	21 Jan 2025
 225 Lyons St.N Ballarat Central	3	House	\$605,000	14 Jan 2025
 225 Lyons St Ballarat Central	3	House	\$605,000	14 Jan 2025
 609 Urquhart St Ballarat Central	3	House	\$740,000	07 Jan 2025
 321 Raglan St.S Ballarat Central	2	House	\$465,000	06 Jan 2025
 1/320 Windermere St.S Ballarat Central	2	House	\$390,000	06 Jan 2025

Jellis Craig

Ballarat Office
1211 Sturt Street, Ballarat
03 5329 2500

jelliscraig.com.au

Data is current as of PDF generation date 01/04/2025

* Updated Quarterly for the past 12 months

^ Updated daily for the past quarter

~ Updated daily: 33 recent results.

This publication contains data, analytics, statistics and other information supplied by PROPERTYDATAONLINE PTY LTD (PropertyData). The data provided in this publication is of a general nature and should not be construed as specific advice or relied upon in lieu of appropriate professional advice.

PropertyData relies upon data supplied by third parties and while the data is checked and reviewed, PropertyData does not warrant the accuracy or completeness of the information to the full extent permitted by the law and excludes all loss or damage howsoever arising (including through negligence) in connection with the data supplied by PropertyData. The State of Victoria owns the copyright in the Property Sales Data and reproduction of that data in any way without the consent of the State of Victoria will constitute a breach of the Copyright Act 1968 (cth). The State of Victoria does not warrant the accuracy or completeness of the Property Sales Data and any person using or relying upon such information does so on the basis that the State of Victoria accepts no responsibility or liability whatsoever for any errors, faults, defects or omissions in the information supplied.