

Suburb Report

Know your neighbourhood.



Property Prices

Median House Price*

Median
\$580k

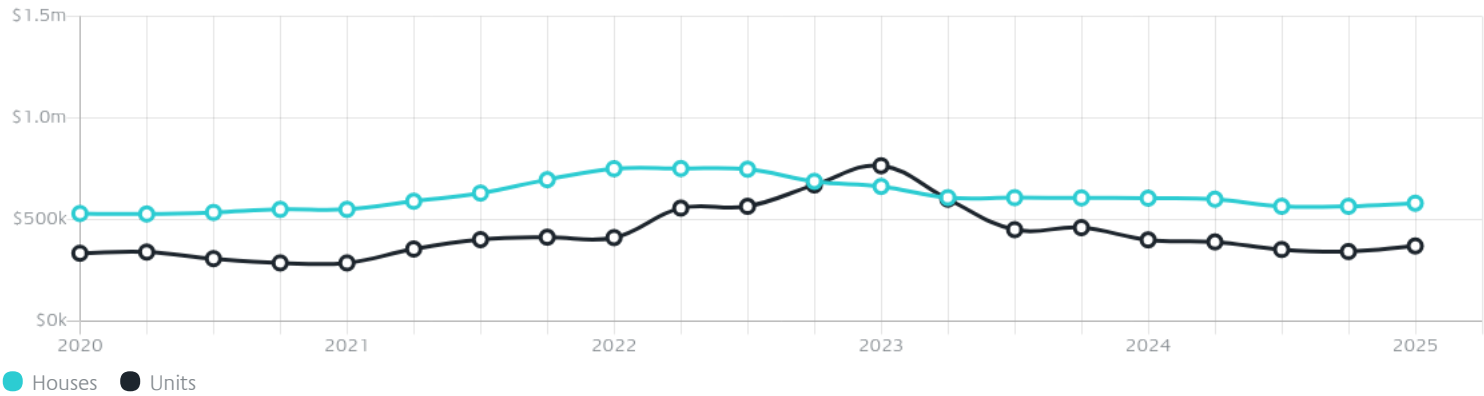
Quarterly Price Change
2.65% ↑

Median Unit Price*

Median
\$370k

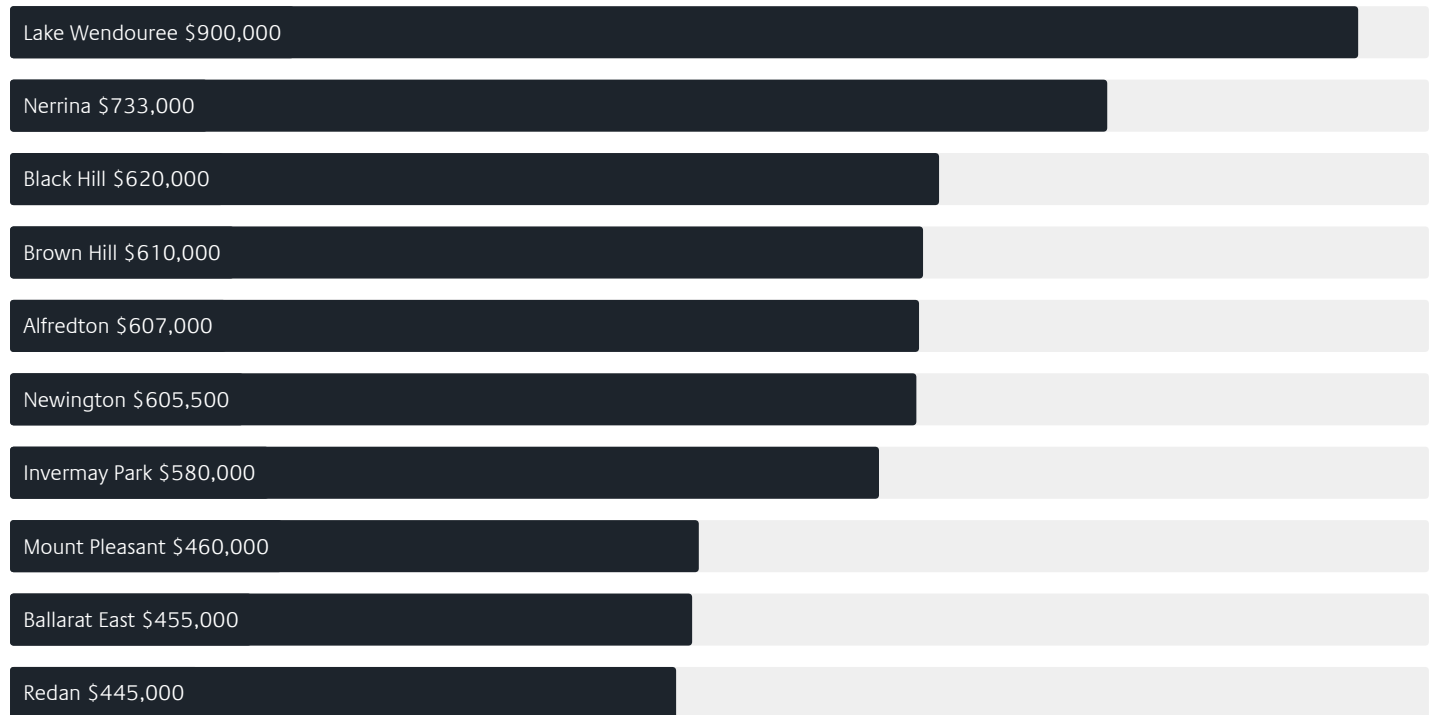
Quarterly Price Change
8.02% ↑

Quarterly Price Change*



Surrounding Suburbs

Median House Sale Price*



Median Unit Sale Price*



Sales Snapshot

Sale Method^{*}



● Private 100%

Median Days on Market[^]

85 days

Average Hold Period^{*}

5.8 years

Insights

Dwelling Type[^]



● Houses 74% ● Units 26%

Ownership[^]



● Owned Outright 35% ● Mortgaged 28% ● Rented 37%

Population[^]

5,378

Median Asking Rent per week^{*}

\$400

Population Growth[^]

0.94%

Rental Yield^{*}

3.71%

Median Age[^]













41 years

Median Household Size[^]













2.1 people

Sold Properties~













Discover a snapshot of the most recent results for this suburb, to view the full 12 months of sales history, please go to jellisicraig.com.au/suburbinsights

Address	Bedrooms	Type	Price	Sold
 229 Lyons St.N BALLARAT CENTRAL	3	House	\$575,000	14 Jun 2025
 202 Ascot St Ballarat Central	2	House	\$560,000	12 Jun 2025
 609 South St Ballarat Central	3	House	\$610,000	06 Jun 2025
 104 Hickman St Ballarat Central	4	House	\$685,000	02 Jun 2025
 411 Errard St.S Ballarat Central	3	House	\$635,000	28 May 2025
 3/11 Sturt St Ballarat Central	3	Apartment	\$600,000	28 May 2025
 213 Lyons St.S BALLARAT CENTRAL	3	House	\$453,500	22 May 2025
 226 Errard St.S Ballarat Central	3	House	\$510,000	22 May 2025
 404 Lyons St Ballarat Central	2	House	\$445,000	21 May 2025
 9 Surrey St Ballarat Central	4	House	\$1,120,000	19 May 2025
 510 Eyre St BALLARAT CENTRAL	2	House	\$480,000	16 May 2025
 2/318 Lyons St Ballarat Central	1	Unit	\$250,000	16 May 2025

Sold Properties~

Address	Bedrooms	Type	Price	Sold
 2/221 Talbot St Ballarat Central	2	House	\$515,000	15 May 2025
 506 Sebastopol St Ballarat Central	3	House	\$430,000	09 May 2025
 407 Windermere St Ballarat Central	3	House	\$401,000	08 May 2025
 22 Anderson St Ballarat Central	3	House	\$390,000	07 May 2025
 2/103-105 Ascot St.S Ballarat Central	2	Unit	\$365,000	05 May 2025
 32 Webster St Ballarat Central	3	House	\$1,035,000	01 May 2025
 10/412 Drummond St.N BALLARAT CENTRAL	2	Townhouse	\$365,000	01 May 2025
 424 Dawson St Ballarat Central	4	House	\$435,000	30 Apr 2025
 413A Drummond St.S Ballarat Central	3	House	\$765,000	22 Apr 2025
 11 Kent St Ballarat Central	4	House	\$700,000	16 Apr 2025
 204 Lyons St Ballarat Central	1	House	\$470,000	15 Apr 2025
 204 Lyons St.S Ballarat Central	3	House	\$470,000	15 Apr 2025

Sold Properties~

Address	Bedrooms	Type	Price	Sold
 305 Skipton St Ballarat Central	2	House	\$495,000	14 Apr 2025
 410 Dawson St.S BALLARAT CENTRAL	4	House	\$715,000	11 Apr 2025
 14 Hickman St Ballarat Central	3	House	\$650,000	10 Apr 2025
 211 Eyre St Ballarat Central	2	House	\$525,000	09 Apr 2025
 23 Baird St Ballarat Central	3	House	\$360,000	05 Apr 2025
 2/1014 Eyre St Ballarat Central	2	Unit	\$355,000	04 Apr 2025
 7a Essex St Ballarat Central	4	House	\$592,000	03 Apr 2025
 8 Talbot St.N Ballarat Central	3	House	\$645,000	01 Apr 2025
 912 Eyre St Ballarat Central	4	House	\$615,000	01 Apr 2025
 8 Talbot St Ballarat Central	3	House	\$645,000	01 Apr 2025
 14 Anderson St Ballarat Central	2	House	\$459,899	25 Mar 2025
 403 Errard St.S Ballarat Central	4	House	\$900,000	25 Mar 2025



Ballarat Office
1211 Sturt Street, Ballarat
03 5329 2500

jelliscraig.com.au

Data is current as of PDF generation date 01/07/2025

* Updated Quarterly for the past 12 months

^ Updated daily for the past quarter

~ Updated daily: 33 recent results.

This publication contains data, analytics, statistics and other information supplied by PROPERTYDATAONLINE PTY LTD (PropertyData). The data provided in this publication is of a general nature and should not be construed as specific advice or relied upon in lieu of appropriate professional advice.

PropertyData relies upon data supplied by third parties and while the data is checked and reviewed, PropertyData does not warrant the accuracy or completeness of the information to the full extent permitted by the law and excludes all loss or damage howsoever arising (including through negligence) in connection with the data supplied by PropertyData. The State of Victoria owns the copyright in the Property Sales Data and reproduction of that data in any way without the consent of the State of Victoria will constitute a breach of the Copyright Act 1968 (cth). The State of Victoria does not warrant the accuracy or completeness of the Property Sales Data and any person using or relying upon such information does so on the basis that the State of Victoria accepts no responsibility or liability whatsoever for any errors, faults, defects or omissions in the information supplied.