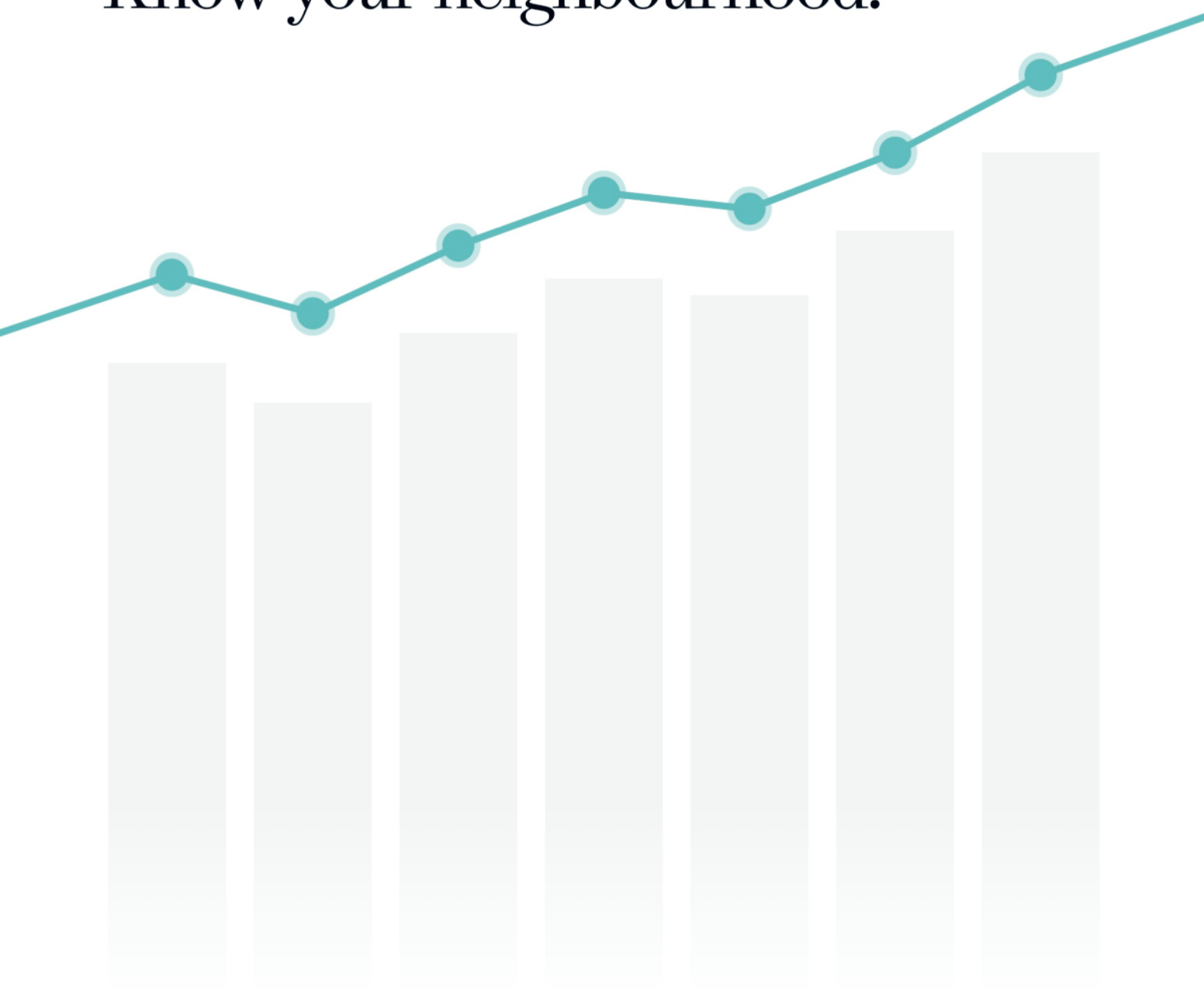


BALLARAT CENTRAL



# *Suburb Report*

Know your neighbourhood.



# Property Prices

## Median House Price\*

Median

**\$550k**

Quarterly Price Change

**-2.65% ↓**

## Median Unit Price\*

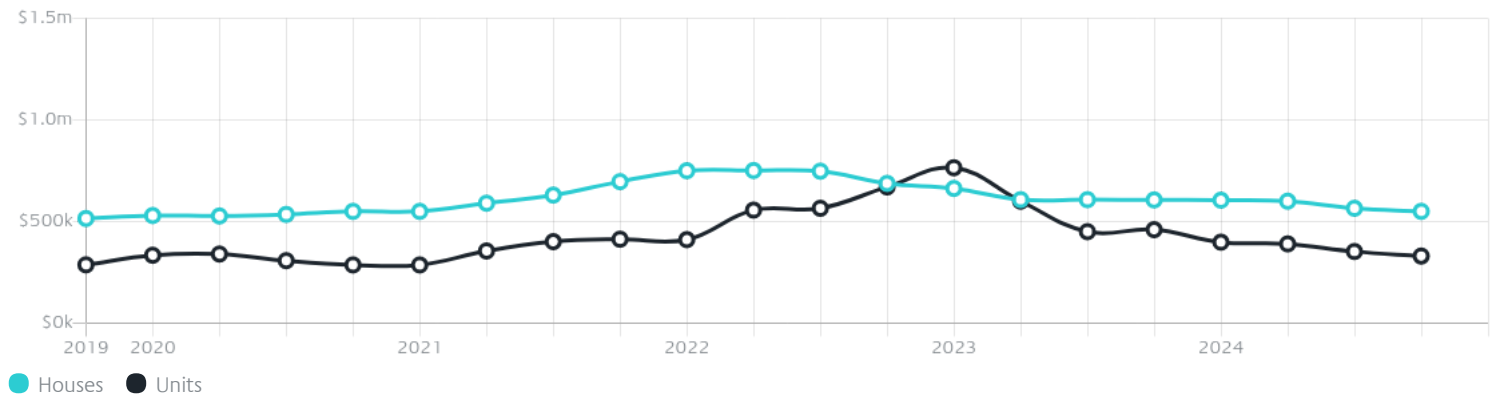
Median

**\$330k**

Quarterly Price Change

**-6.38% ↓**

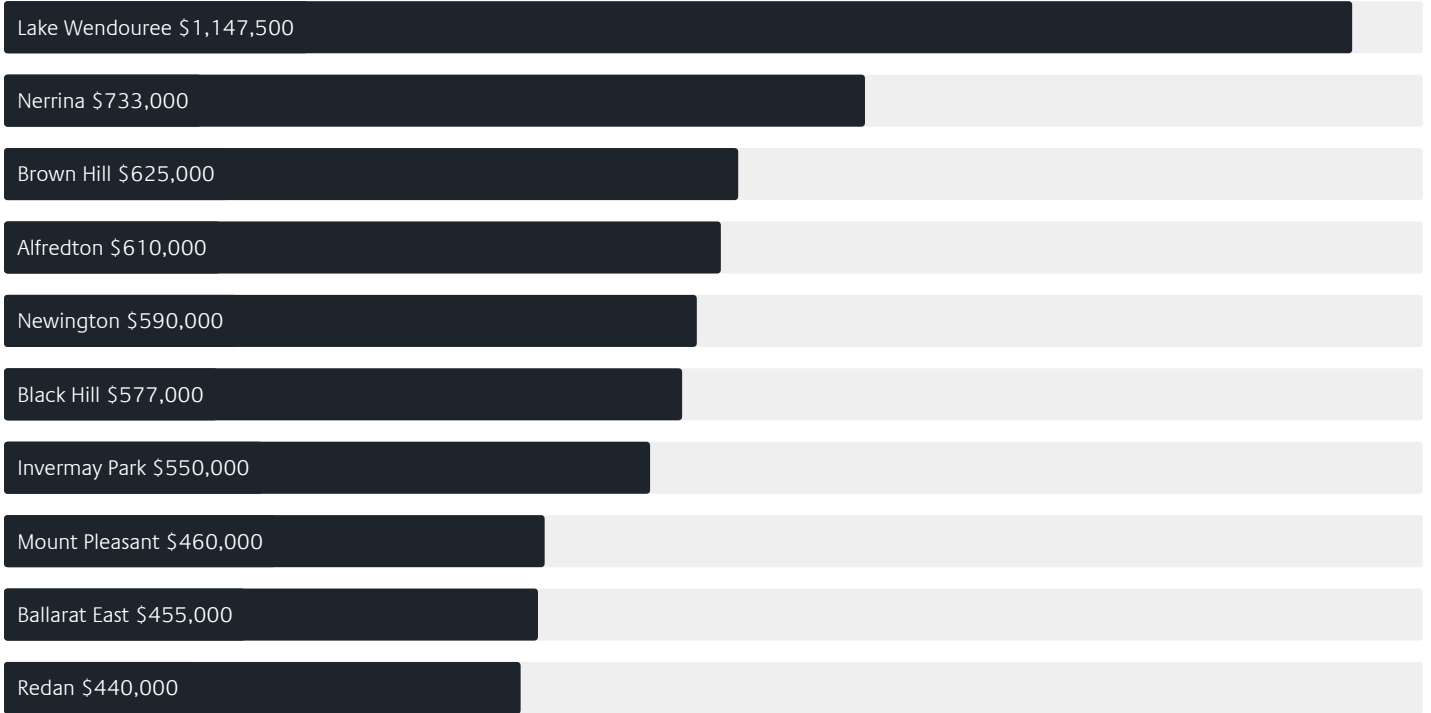
## Quarterly Price Change\*



# Surrounding Suburbs

---

## Median House Sale Price\*



## Median Unit Sale Price\*



# Sales Snapshot

Sale Method\*



● Auction 3%  
● Private 98%

Auction Clearance Rate\*

100%

Median Days on Market<sup>^</sup>

80 days

Average Hold Period\*

5.8 years

## Insights

Dwelling Type<sup>^</sup>



● Houses 74% ● Units 26%

Ownership<sup>^</sup>



● Owned Outright 35% ● Mortgaged 28% ● Rented 37%

Population<sup>^</sup>

5,378

Median Asking Rent per week\*

\$400

Population Growth<sup>^</sup>

0.94%

Rental Yield\*

3.71%

Median Age<sup>^</sup>













41 years

Median Household Size<sup>^</sup>













2.1 people

# Sold Properties~













Discover a snapshot of the most recent results for this suburb, to view the full 12 months of sales history, please go to [jellisraig.com.au/suburbinsights](https://jellisraig.com.au/suburbinsights)

| Address  | Bedrooms | Type  | Price       | Sold        |
|--|----------|-------|-------------|-------------|
|  9 Kent St<br>Ballarat Central           | 3        | House | \$865,000   | 24 Feb 2025 |
|  2/16 Kent St<br>Ballarat Central        | 2        | Unit  | \$385,000   | 11 Feb 2025 |
|  303a Skipton St<br>Ballarat Central     | 3        | House | \$490,000   | 11 Feb 2025 |
|  1207 Mair St<br>Ballarat Central        | 3        | House | \$695,000   | 10 Feb 2025 |
|  214 Lyons St.S<br>Ballarat Central    | 3        | House | \$870,000   | 07 Feb 2025 |
|  1/305 Pleasant St<br>Ballarat Central | 3        | House | \$440,000   | 01 Feb 2025 |
|  809 Dana St<br>Ballarat Central       | 2        | House | \$485,000   | 31 Jan 2025 |
|  206 Drummond St.S<br>Ballarat Central | 4        | House | \$1,080,000 | 30 Jan 2025 |
|  206 Drummond St<br>Ballarat Central   | 3        | House | \$1,080,000 | 22 Jan 2025 |
|  16 Urquhart St<br>Ballarat Central    | 2        | House | \$297,000   | 21 Jan 2025 |
|  4 Surrey St<br>Ballarat Central       | 3        | House | \$415,000   | 21 Jan 2025 |
|  225 Lyons St.N<br>Ballarat Central    | 3        | House | \$605,000   | 14 Jan 2025 |

# Sold Properties~

| Address  | Bedrooms | Type                | Price       | Sold        |
|--|----------|---------------------|-------------|-------------|
|  609 Urquhart St<br>Ballarat Central       | 3        | House               | \$740,000   | 07 Jan 2025 |
|  321 Raglan St.S<br>Ballarat Central       | 2        | House               | \$465,000   | 06 Jan 2025 |
|  1/320 Windermere St.S<br>Ballarat Central | 2        | House               | \$390,000   | 06 Jan 2025 |
|  401 Drummond St.S<br>Ballarat Central     | 2        | House               | \$450,000   | 20 Dec 2024 |
|  704 Macarthur St<br>Ballarat Central     | 4        | House               | \$1,075,000 | 20 Dec 2024 |
|  1/320 Windermere St<br>Ballarat Central | 2        | Flat/Unit/Apartment | \$390,000   | 20 Dec 2024 |
|  321 Raglan St<br>Ballarat Central       | 2        | Flat/Unit/Apartment | \$465,000   | 18 Dec 2024 |
|  402 Raglan St.S<br>Ballarat Central     | 2        | House               | \$352,500   | 17 Dec 2024 |
|  212 Errard St<br>Ballarat Central       | 3        | House               | \$860,000   | 17 Dec 2024 |
|  2/421 Ascot St.S<br>Ballarat Central    | 2        | Unit                | \$405,000   | 17 Dec 2024 |
|  2 Ripon St.S<br>Ballarat Central        | 3        | House               | \$565,000   | 16 Dec 2024 |
|  204 Dawson St<br>Ballarat Central       | 3        | House               | \$585,000   | 16 Dec 2024 |

# Sold Properties~

| Address  | Bedrooms | Type      | Price     | Sold        |
|--|----------|-----------|-----------|-------------|
|  2/312 Urquhart St<br>Ballarat Central     | 2        | Unit      | \$418,500 | 13 Dec 2024 |
|  2 Ripon St<br>Ballarat Central            | 2        | House     | \$565,000 | 12 Dec 2024 |
|  504 South St<br>Ballarat Central          | 3        | House     | \$770,000 | 11 Dec 2024 |
|  813 Dana St<br>Ballarat Central           | 3        | House     | \$500,000 | 10 Dec 2024 |
|  401 Drummond St<br>Ballarat Central      | 1        | House     | \$450,000 | 09 Dec 2024 |
|  403 South St<br>Ballarat Central        | 3        | House     | \$615,000 | 07 Dec 2024 |
|  2/421 Ascot St<br>Ballarat Central      | 3        | House     | \$405,000 | 02 Dec 2024 |
|  7/412 Drummond St.N<br>BALLARAT CENTRAL | 1        | Apartment | \$305,000 | 02 Dec 2024 |
|  17 Raglan St<br>Ballarat Central        | 2        | House     | \$930,000 | 28 Nov 2024 |
|  17 Raglan St.N<br>Ballarat Central      | 3        | House     | \$930,000 | 28 Nov 2024 |
|  221 Armstrong St.S<br>Ballarat Central  | 3        | House     | \$550,000 | 22 Nov 2024 |
|  221 Armstrong St<br>Ballarat Central    | 3        | House     | \$550,000 | 22 Nov 2024 |



Ballarat Office  
1211 Sturt Street, Ballarat  
03 5329 2500

[jelliscraig.com.au](http://jelliscraig.com.au)

Data is current as of PDF generation date 01/03/2025

\* Updated Quarterly for the past 12 months

^ Updated daily for the past quarter

~ Updated daily: 33 recent results.

This publication contains data, analytics, statistics and other information supplied by PROPERTYDATAONLINE PTY LTD (PropertyData). The data provided in this publication is of a general nature and should not be construed as specific advice or relied upon in lieu of appropriate professional advice.

PropertyData relies upon data supplied by third parties and while the data is checked and reviewed, PropertyData does not warrant the accuracy or completeness of the information to the full extent permitted by the law and excludes all loss or damage howsoever arising (including through negligence) in connection with the data supplied by PropertyData. The State of Victoria owns the copyright in the Property Sales Data and reproduction of that data in any way without the consent of the State of Victoria will constitute a breach of the Copyright Act 1968 (cth). The State of Victoria does not warrant the accuracy or completeness of the Property Sales Data and any person using or relying upon such information does so on the basis that the State of Victoria accepts no responsibility or liability whatsoever for any errors, faults, defects or omissions in the information supplied.