

# JellisCraig

BALLARAT CENTRAL

# Suburb Report

Know your neighbourhood.



BALLARAT CENTRAL SUBURB REPORT

Median House Price\*

Median

\$585k

Quarterly Price Change

0.86% ↑

Median Unit Price\*

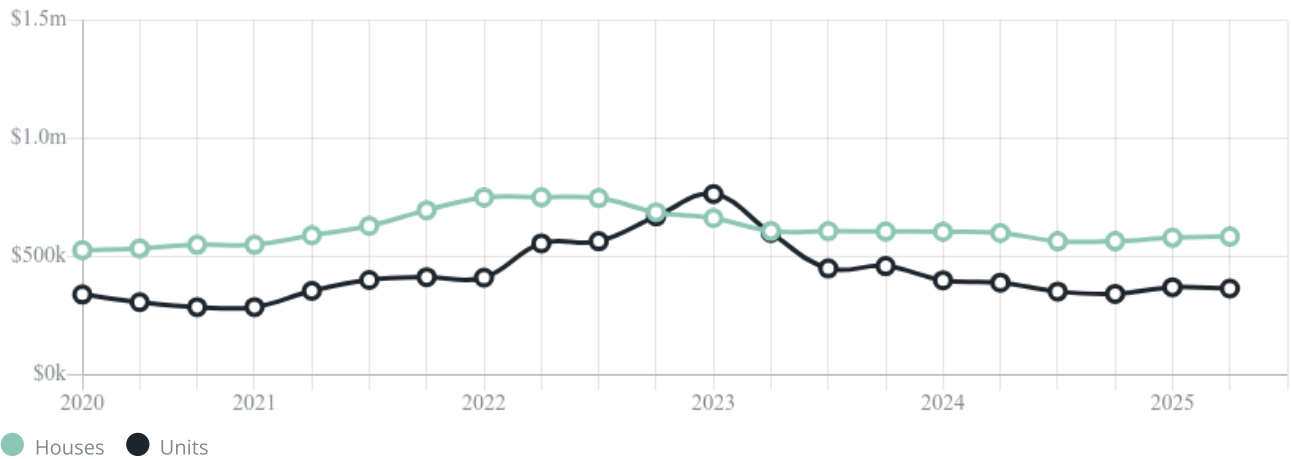
Median

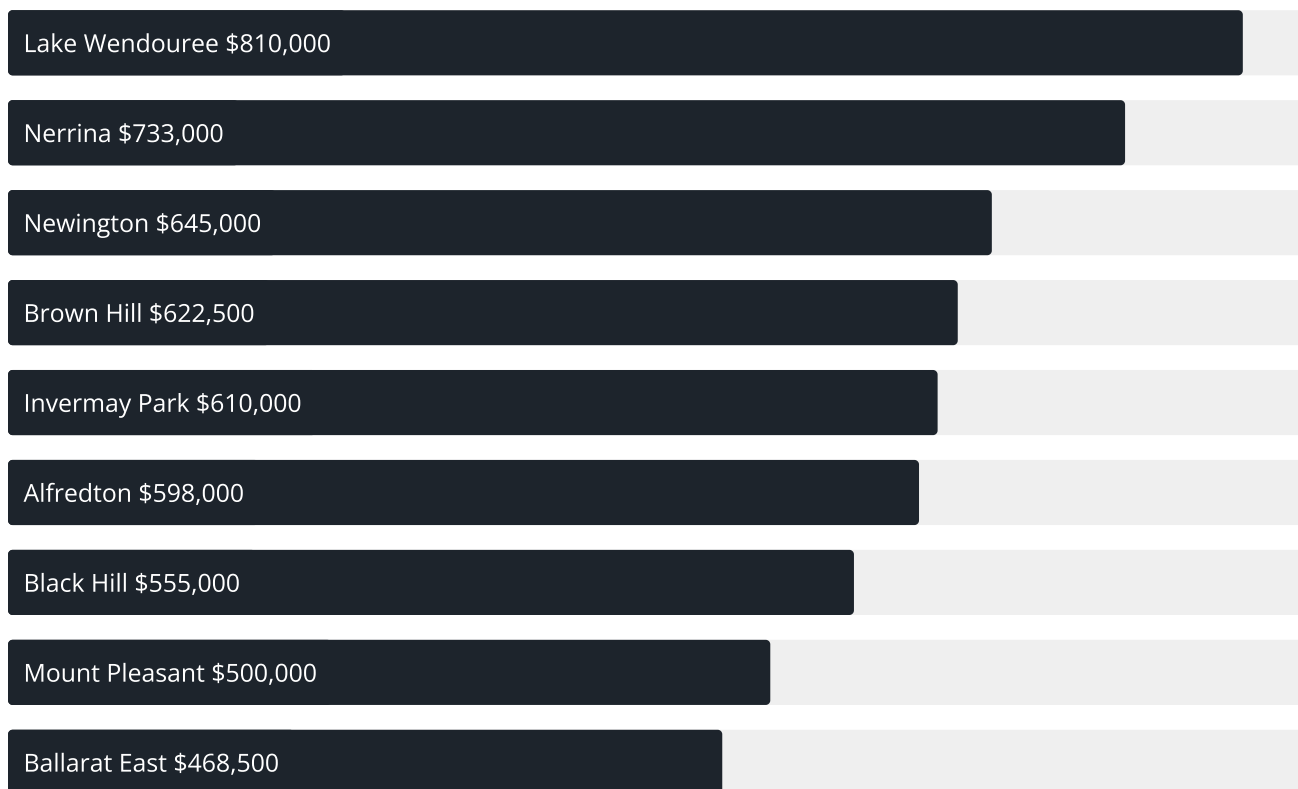
\$365k

Quarterly Price Change

-1.35% ↓

Quarterly Price Change\*



Median House Sale Price<sup>\*</sup>Median Unit Sale Price<sup>\*</sup>

## BALLARAT CENTRAL SUBURB REPORT

Sale Method<sup>\*</sup>

● Private 100%

Median Days on Market<sup>^</sup>

57 days

Average Hold Period<sup>\*</sup>

5.8 years

Dwelling Type<sup>^</sup>

● Houses 74% ● Units 26%

Ownership<sup>^</sup>

● Owned Outright 35% ● Mortgaged 28% ● Rented 37%

Population<sup>^</sup>

5,378

Median Asking Rent per week<sup>\*</sup>

\$413

Population Growth<sup>^</sup>

0.94%

Rental Yield<sup>\*</sup>

3.71%

Median Age<sup>^</sup>











41 years

Median Household Size<sup>^</sup>











2.1 people

## BALLARAT CENTRAL SUBURB REPORT











Discover a snapshot of the most recent results for this suburb, to view the full 12 months of sales history, please go to [jellisraig.com.au/suburbinsights](http://jellisraig.com.au/suburbinsights)

Address	Bedrooms	Type	Price	Sold
 12 Hickman St Ballarat Central	3	House	\$515,000	19 Sep 2025
 710 Macarthur St Ballarat Central	3	House	\$715,000	19 Sep 2025
 6/115 Albert St Ballarat Central	2	Unit	\$407,000	18 Sep 2025
 1312 Dana St Ballarat Central	3	House	\$625,000	10 Sep 2025
 417 Ripon St.S Ballarat Central	2	House	\$480,000	10 Sep 2025
 2/4 Lyons St.S BALLARAT CENTRAL	1	Unit	\$275,000	02 Sep 2025
 18b/412 Drummond St.N BALLARAT CENTRAL	2	Townhouse	\$433,000	30 Aug 2025
 1001 Dana St Ballarat Central	3	House	\$820,000	28 Aug 2025
 403 Raglan St.S BALLARAT CENTRAL	3	House	\$785,000	26 Aug 2025
 307 Armstrong St.S Ballarat Central	3	House	\$710,000	14 Aug 2025

## BALLARAT CENTRAL SUBURB REPORT

Address	Bedrooms	Type	Price	Sold
 429 Armstrong St Ballarat Central	2	House	\$550,000	12 Aug 2025
 429 Armstrong St.S Ballarat Central	2	House	\$550,000	12 Aug 2025
 220 Talbot St Ballarat Central	2	House	\$515,000	07 Aug 2025
 2/22 Webster St Ballarat Central	2	Unit	\$560,000	07 Aug 2025
 10 Windermere St BALLARAT CENTRAL	3	House	\$661,500	30 Jul 2025
 5/4 Lyons St.S Ballarat Central	2	Apartment	\$415,000	29 Jul 2025
 609 Dana St Ballarat Central	3	House	\$715,000	24 Jul 2025
 7 Beaufort Cr Ballarat Central	3	House	\$650,000	22 Jul 2025
 3/208 Talbot St.S BALLARAT CENTRAL	2	Townhouse	\$420,000	21 Jul 2025
 520 Errard St.S Ballarat Central	3	House	\$530,000	10 Jul 2025

## BALLARAT CENTRAL SUBURB REPORT

Address	Bedrooms	Type	Price	Sold
 30 Johnson St Ballarat Central	3	House	\$890,000	10 Jul 2025
 26 Windermere St Ballarat Central	2	House	\$688,000	04 Jul 2025
 405 Ascot St Ballarat Central	2	House	\$788,000	02 Jul 2025
 405 Ascot St.S BALLARAT CENTRAL	3	House	\$788,000	02 Jul 2025
 14 Urquhart St Ballarat Central	2	House	\$540,000	02 Jul 2025
 5/4 Lyons St Ballarat Central	2	Flat/Unit/Apartment	\$415,000	01 Jul 2025
 1/203 Ripon St Ballarat Central	2	Unit	\$410,000	27 Jun 2025
 128 Windermere St Ballarat Central	4	House	\$1,165,000	25 Jun 2025
 3/208 Talbot St Ballarat Central	2	Flat/Unit/Apartment	\$420,000	20 Jun 2025
 405 Lyons St.S Ballarat Central	3	House	\$750,000	19 Jun 2025



Ballarat Office  
1211 Sturt Street, Ballarat  
03 5329 2500

[jellisraig.com.au](http://jellisraig.com.au)

Data is current as of PDF generation date 01/10/2025

\* Updated Quarterly for the past 12 months

^ Updated daily for the past quarter

~ Updated daily: 33 recent results.

This publication contains data, analytics, statistics and other information supplied by PROPERTYDATAONLINE PTY LTD (PropertyData). The data provided in this publication is of a general nature and should not be construed as specific advice or relied upon in lieu of appropriate professional advice.

PropertyData relies upon data supplied by third parties and while the data is checked and reviewed, PropertyData does not warrant the accuracy or completeness of the information to the full extent permitted by the law and excludes all loss or damage howsoever arising (including through negligence) in connection with the data supplied by PropertyData. The State of Victoria owns the copyright in the Property Sales Data and reproduction of that data in any way without the consent of the State of Victoria will constitute a breach of the Copyright Act 1968 (cth). The State of Victoria does not warrant the accuracy or completeness of the Property Sales Data and any person using or relying upon such information does so on the basis that the State of Victoria accepts no responsibility or liability whatsoever for any errors, faults, defects or omissions in the information supplied.