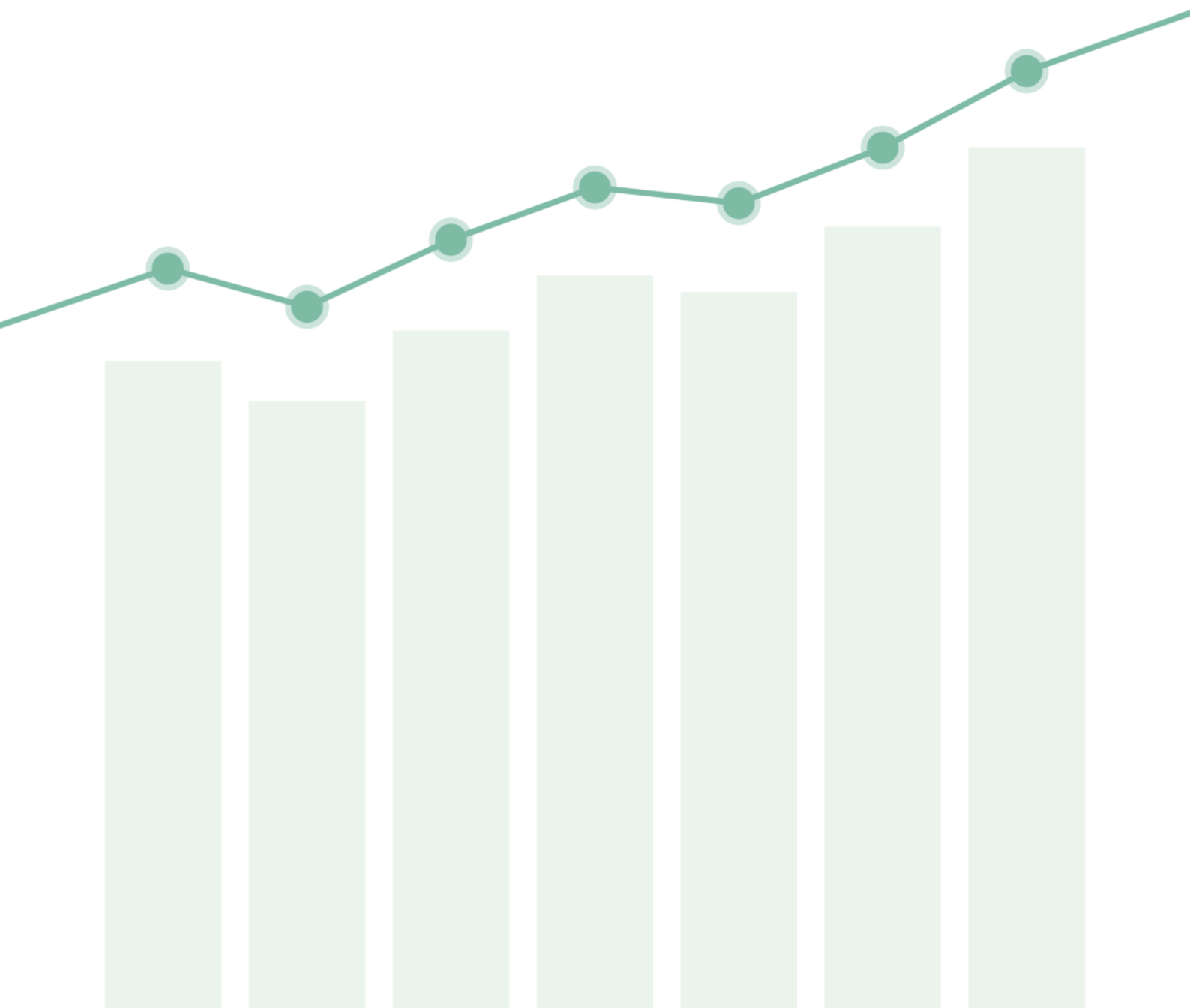


JellisCraig

BALLARAT EAST

Suburb Report

Know your neighbourhood.



BALLARAT EAST SUBURB REPORT

Median House Price*

Median

\$469k

Quarterly Price Change

2.62% ↑

Median Unit Price*

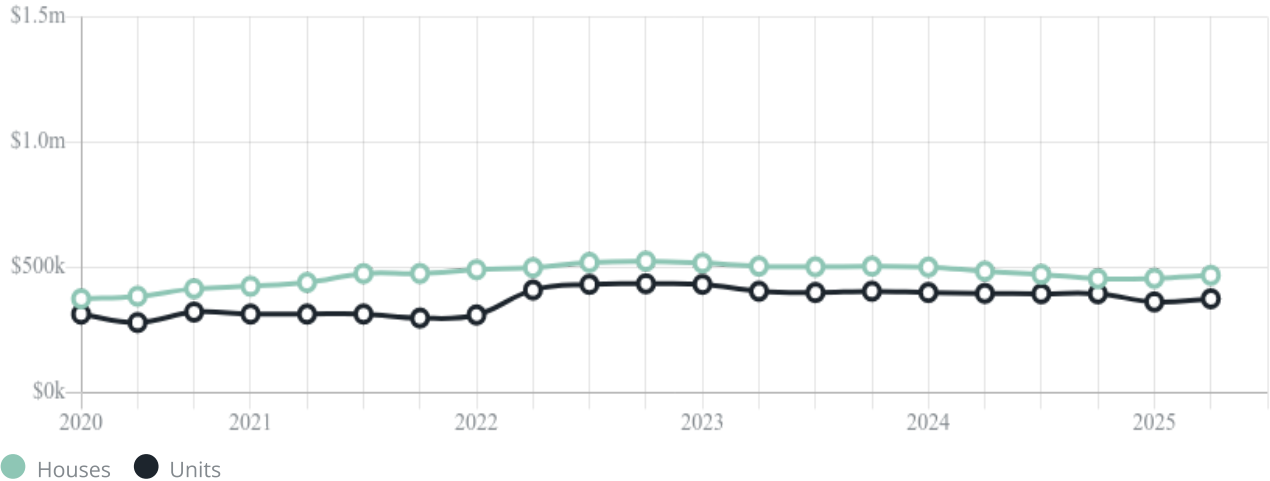
Median

\$375k

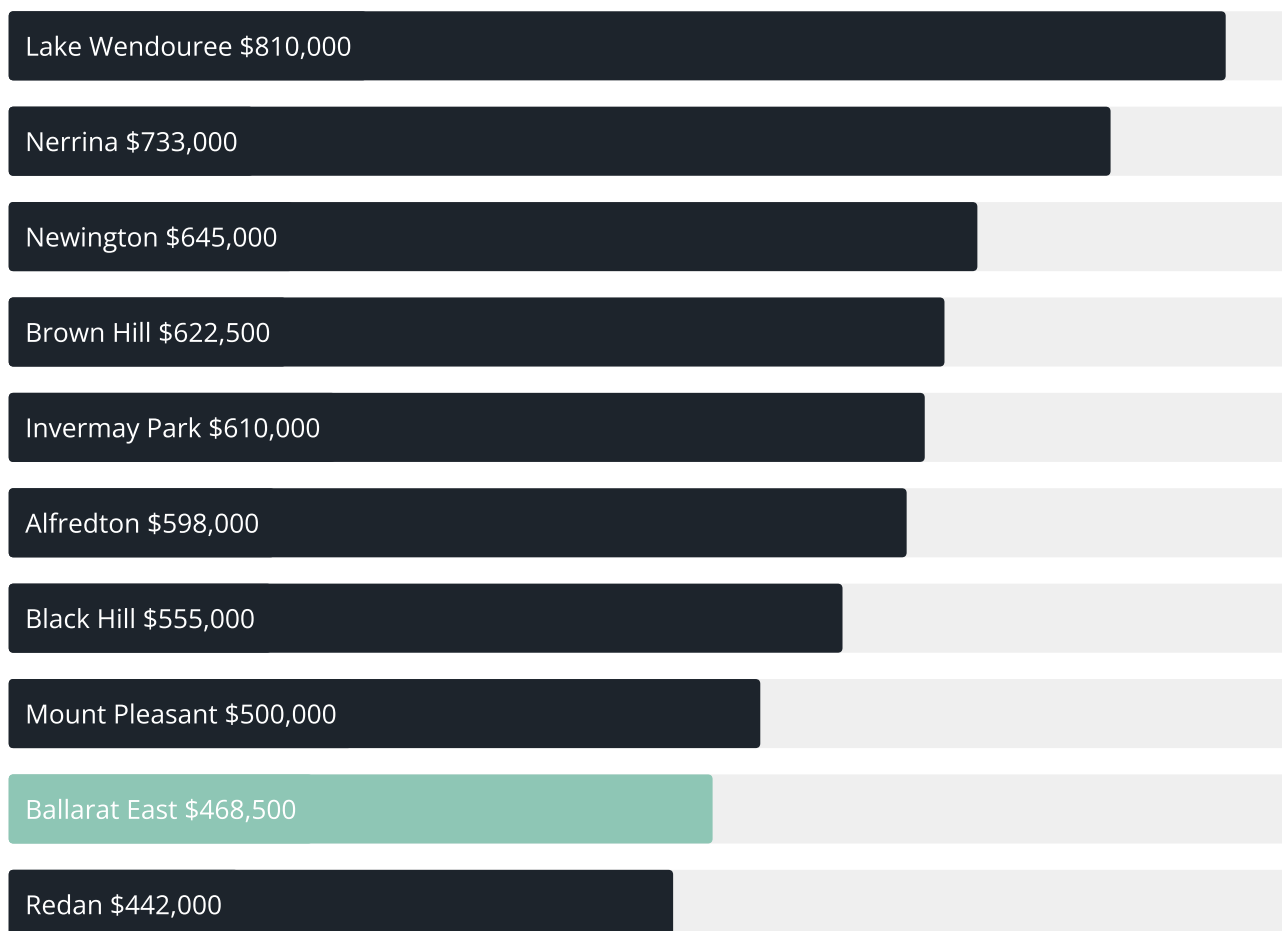
Quarterly Price Change

3.44% ↑


Quarterly Price Change*



Median House Sale Price*



Median Unit Sale Price*



BALLARAT EAST SUBURB REPORT

Sale Method*



● Auction 7%

● Private 93%

Auction Clearance Rate*

100%

Median Days on Market^

42 days

Average Hold Period*

5.2 years

Dwelling Type^



● Houses 89%

● Units 11%

Ownership^



● Owned Outright 36%

● Mortgaged 28%

● Rented 36%

Population^

5,937

Median Asking Rent per week*

\$390

Population Growth^

5.58%

Rental Yield*

4.29%

Median Age^











43 years

Median Household Size^











2.1 people

BALLARAT EAST SUBURB REPORT











Discover a snapshot of the most recent results for this suburb, to view the full 12 months of sales history, please go to jellisraig.com.au/suburbinsights

Address	Bedrooms	Type	Price	Sold
 109 Humffray St.N Ballarat East	4	House	\$545,000	31 Jul 2025
 6 Cecile Ct Ballarat East	3	House	\$655,000	26 Jul 2025
 99 Stawell St.N Ballarat East	2	House	\$560,000	21 Jul 2025
 5 Steffen Cl Ballarat East	4	House	\$640,000	15 Jul 2025
 17 St Pauls Way Ballarat East	2	House	\$649,000	15 Jul 2025
 5/217 York St Ballarat East	2	House	\$395,000	15 Jul 2025
 527 York St Ballarat East	3	House	\$431,500	11 Jul 2025
 255 Victoria St Ballarat East	3	House	\$477,000	08 Jul 2025
 257 Victoria St Ballarat East	3	House	\$425,000	08 Jul 2025
 117 Eureka St Ballarat East	4	House	\$400,000	27 Jun 2025

BALLARAT EAST SUBURB REPORT

Address	Bedrooms	Type	Price	Sold
 616 York St Ballarat East	4	House	\$775,000	26 Jun 2025
 20 Hunt St Ballarat East	3	House	\$647,500	26 Jun 2025
 846 Eureka St Ballarat East	4	House	\$930,000	24 Jun 2025
 1/2 Kenny St Ballarat East	2	Townhouse	\$355,000	24 Jun 2025
 17 Latitude Ct Ballarat East	2	House	\$350,000	17 Jun 2025
 1 Oliver St BALLARAT EAST	1	House	\$350,000	16 Jun 2025
 105 Johns St Ballarat East	3	Townhouse	\$470,000	13 Jun 2025
 221 Finch St Ballarat East	2	House	\$420,000	12 Jun 2025
 3 Rice St Ballarat East	3	House	\$505,000	10 Jun 2025
 202c Victoria St Ballarat East	4	House	\$800,000	10 Jun 2025

BALLARAT EAST SUBURB REPORT

Address	Bedrooms	Type	Price	Sold
 121 Stawell St Ballarat East	2	House	\$410,000	05 Jun 2025
 12 Nelmore Ct Ballarat East	3	House	\$550,000	04 Jun 2025
 2/104 Eureka St Ballarat East	2	Unit	\$377,000	04 Jun 2025
 106 Nelson St Ballarat East	3	House	\$500,000	03 Jun 2025
 2a Otway St.N Ballarat East	2	House	\$440,000	02 Jun 2025
 505 York St Ballarat East	3	House	\$537,000	02 Jun 2025
 116 Johns St Ballarat East	3	House	\$450,000	02 Jun 2025
 11 Millicent Pl Ballarat East	3	House	\$440,000	02 Jun 2025
 201 Otway St Ballarat East	3	House	\$505,000	30 May 2025
 101 Callow St Ballarat East	2	House	\$420,000	30 May 2025



Ballarat Office
1211 Sturt Street, Ballarat
03 5329 2500

jellisraig.com.au

Data is current as of PDF generation date 01/08/2025

* Updated Quarterly for the past 12 months

^ Updated daily for the past quarter

~ Updated daily: 33 recent results.

This publication contains data, analytics, statistics and other information supplied by PROPERTYDATAONLINE PTY LTD (PropertyData). The data provided in this publication is of a general nature and should not be construed as specific advice or relied upon in lieu of appropriate professional advice.

PropertyData relies upon data supplied by third parties and while the data is checked and reviewed, PropertyData does not warrant the accuracy or completeness of the information to the full extent permitted by the law and excludes all loss or damage howsoever arising (including through negligence) in connection with the data supplied by PropertyData. The State of Victoria owns the copyright in the Property Sales Data and reproduction of that data in any way without the consent of the State of Victoria will constitute a breach of the Copyright Act 1968 (cth). The State of Victoria does not warrant the accuracy or completeness of the Property Sales Data and any person using or relying upon such information does so on the basis that the State of Victoria accepts no responsibility or liability whatsoever for any errors, faults, defects or omissions in the information supplied.