

Suburb **INSIGHTS**

3350
BALLARAT EAST



Data that shapes your suburb.

**Jellis
Craig**

Property Prices

Median House Price*

Median

\$480k

Quarterly Price Change

-1.03% ↓

Median Unit Price*

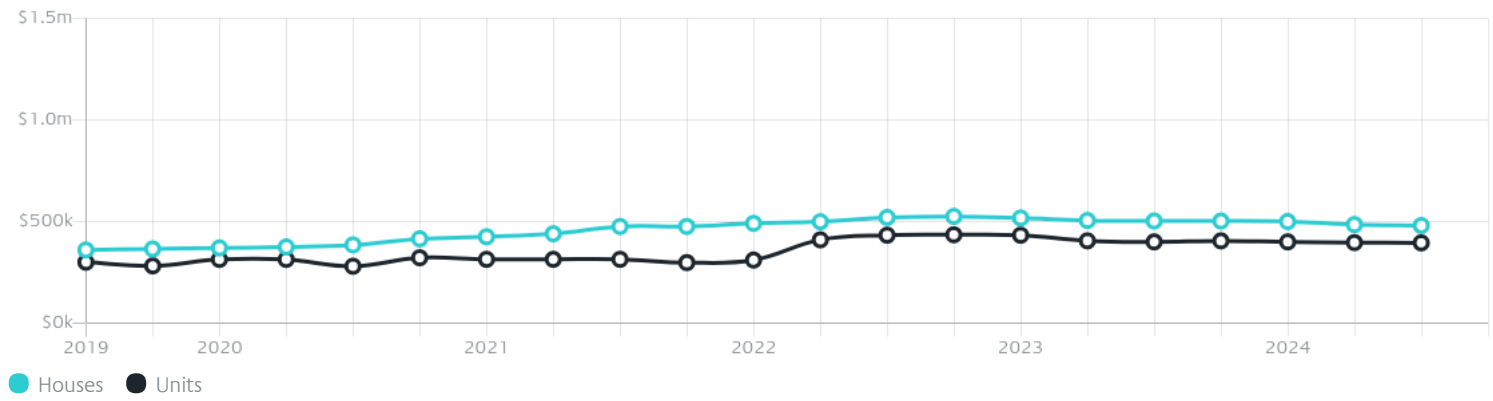
Median

\$395k

Quarterly Price Change

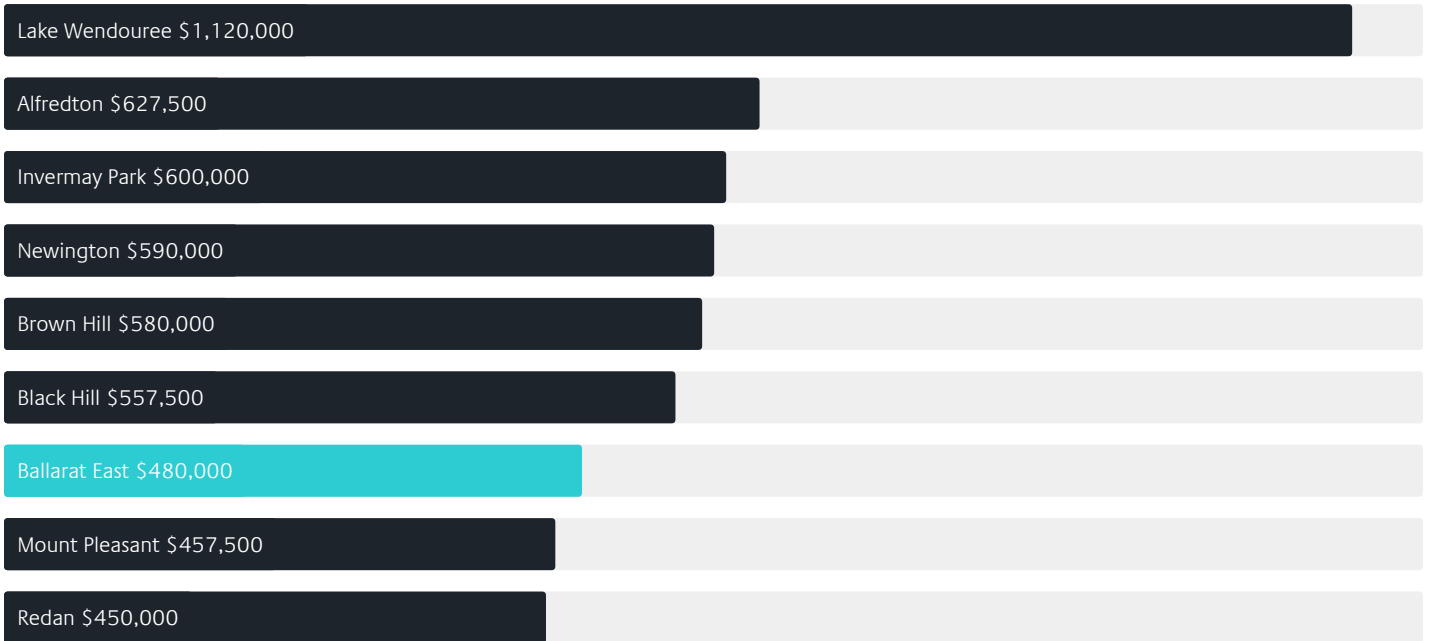
-0.37% ↓

Quarterly Price Change*




Surrounding Suburbs

Median House Sale Price*



Median Unit Sale Price*



Sales Snapshot

Sale Method*



● Auction 5%
● Private 95%

Auction Clearance Rate*

50%

Median Days on Market^

63 days

Average Hold Period*

5.2 years

Insights

Dwelling Type^



● Houses 89% ● Units 11%

Ownership^



● Owned Outright 36% ● Mortgaged 28% ● Rented 36%

Population^

5,937

Median Asking Rent per week*

\$395

Population Growth^

5.58%

Rental Yield*

4.29%

Median Age^













43 years

Median Household Size^













2.1 people

Sold Properties~













Discover a snapshot of the most recent results for this suburb, to view the full 12 months of sales history, please go to jellisraig.com.au/suburbinsights

Address	Bedrooms	Type	Price	Sold
 11 Stockade St Ballarat East	4	House	\$555,000	28 Nov 2024
 5/211 Kline St Ballarat East	3	Unit	\$420,000	25 Nov 2024
 17 Catalina Ct Ballarat East	3	House	\$535,000	20 Nov 2024
 57 Loveneer Gr Ballarat East	3	House	\$460,000	18 Nov 2024
 222 Humffray St.N BALLARAT EAST	3	House	\$480,000	15 Nov 2024
 615 Eureka St Ballarat East	4	House	\$540,000	15 Nov 2024
 240 York St BALLARAT EAST	3	House	\$595,000	12 Nov 2024
 1/219 York St Ballarat East	3	House	\$410,000	11 Nov 2024
 134 Eureka St Ballarat East	3	House	\$520,000	09 Nov 2024
 36 Frances Cr Ballarat East	3	House	\$367,000	07 Nov 2024
 2/244 York St Ballarat East	2	Townhouse	\$317,000	06 Nov 2024
 107 Larter St Ballarat East	3	House	\$342,000	04 Nov 2024

Sold Properties~

Address	Bedrooms	Type	Price	Sold
 229 York St Ballarat East	4	House	\$475,000	01 Nov 2024
 30 King St.S Ballarat East	3	House	\$607,500	25 Oct 2024
 11 Latitude Ct Ballarat East	2	House	\$371,000	25 Oct 2024
 331 Richards St Ballarat East	3	House	\$410,000	18 Oct 2024
 4 East St Ballarat East	2	House	\$425,000	17 Oct 2024
 2 Balmoral Dr Ballarat East	3	House	\$450,000	15 Oct 2024
 73a Victoria St BALLARAT EAST	2	Apartment	\$445,000	14 Oct 2024
 27 King St.S Ballarat East	4	House	\$545,000	11 Oct 2024
 113 Scott Pde BALLARAT EAST	3	House	\$370,000	11 Oct 2024
 7 Glazebrook St Ballarat East	2	House	\$385,000	09 Oct 2024
 319 Eureka St Ballarat East	3	House	\$515,000	26 Sep 2024
 26 Hopetoun St Ballarat East	3	House	\$670,000	24 Sep 2024

Sold Properties~

Address	Bedrooms	Type	Price	Sold
 14 Hopetoun St Ballarat East	2	House	\$330,000	23 Sep 2024
 13 Hunt St Ballarat East	2	House	\$340,000	19 Sep 2024
 12 Dyte Pde Ballarat East	3	House	\$340,000	13 Sep 2024
 14 Rice St Ballarat East	3	House	\$410,000	12 Sep 2024
 10 Rice St BALLARAT EAST	3	House	\$520,000	12 Sep 2024
 816 Eureka St Ballarat East	3	House	\$470,000	11 Sep 2024
 235 Rodier St Ballarat East	3	House	\$360,000	09 Sep 2024
 4 Macdonald St Ballarat East	2	House	\$450,000	06 Sep 2024
 10 Cecile Ct Ballarat East	3	House	\$450,000	27 Aug 2024
 2/105 Larter St Ballarat East	3	Unit	\$395,000	27 Aug 2024
 2 Nathanael Pl Ballarat East	3	House	\$514,000	21 Aug 2024
 3 Bentley Pl Ballarat East	3	House	\$450,000	19 Aug 2024



Ballarat Office
1211 Sturt Street, Ballarat
03 5329 2500

jelliscraig.com.au

Data is current as of PDF generation date 01/12/2024

* Updated Quarterly for the past 12 months

^ Updated daily for the past quarter

~ Updated daily: 33 recent results.

This publication contains data, analytics, statistics and other information supplied by PROPERTYDATAONLINE PTY LTD (PropertyData). The data provided in this publication is of a general nature and should not be construed as specific advice or relied upon in lieu of appropriate professional advice.

PropertyData relies upon data supplied by third parties and while the data is checked and reviewed, PropertyData does not warrant the accuracy or completeness of the information to the full extent permitted by the law and excludes all loss or damage howsoever arising (including through negligence) in connection with the data supplied by PropertyData. The State of Victoria owns the copyright in the Property Sales Data and reproduction of that data in any way without the consent of the State of Victoria will constitute a breach of the Copyright Act 1968 (cth). The State of Victoria does not warrant the accuracy or completeness of the Property Sales Data and any person using or relying upon such information does so on the basis that the State of Victoria accepts no responsibility or liability whatsoever for any errors, faults, defects or omissions in the information supplied.