

# *Suburb Report*

Know your neighbourhood.



# Property Prices

## Median House Price\*

Median

**\$455k**

Quarterly Price Change

**-3.70% ↓**

## Median Unit Price\*

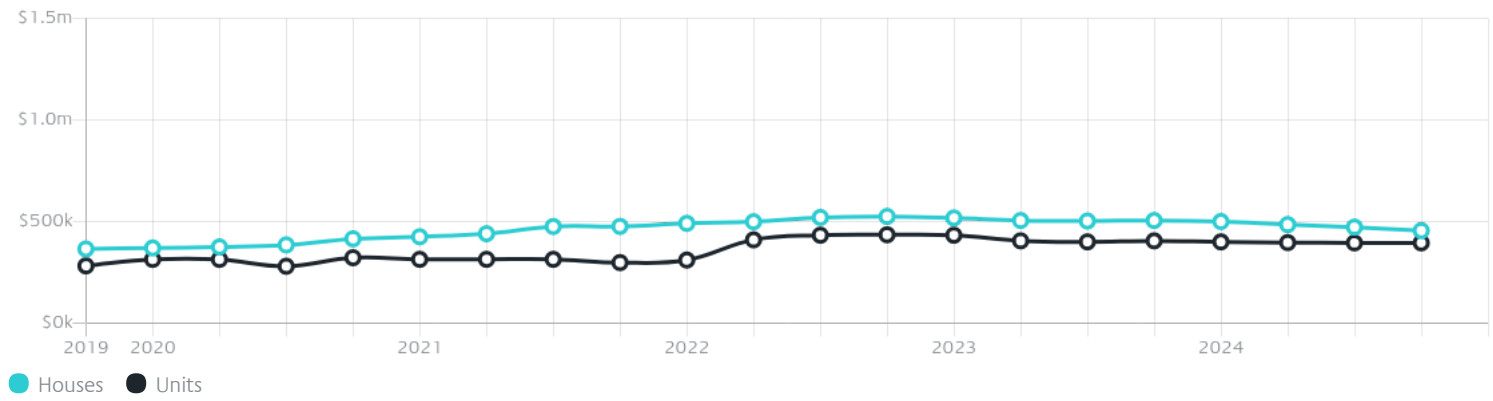
Median

**\$395k**

Quarterly Price Change

**0.00% ↓**

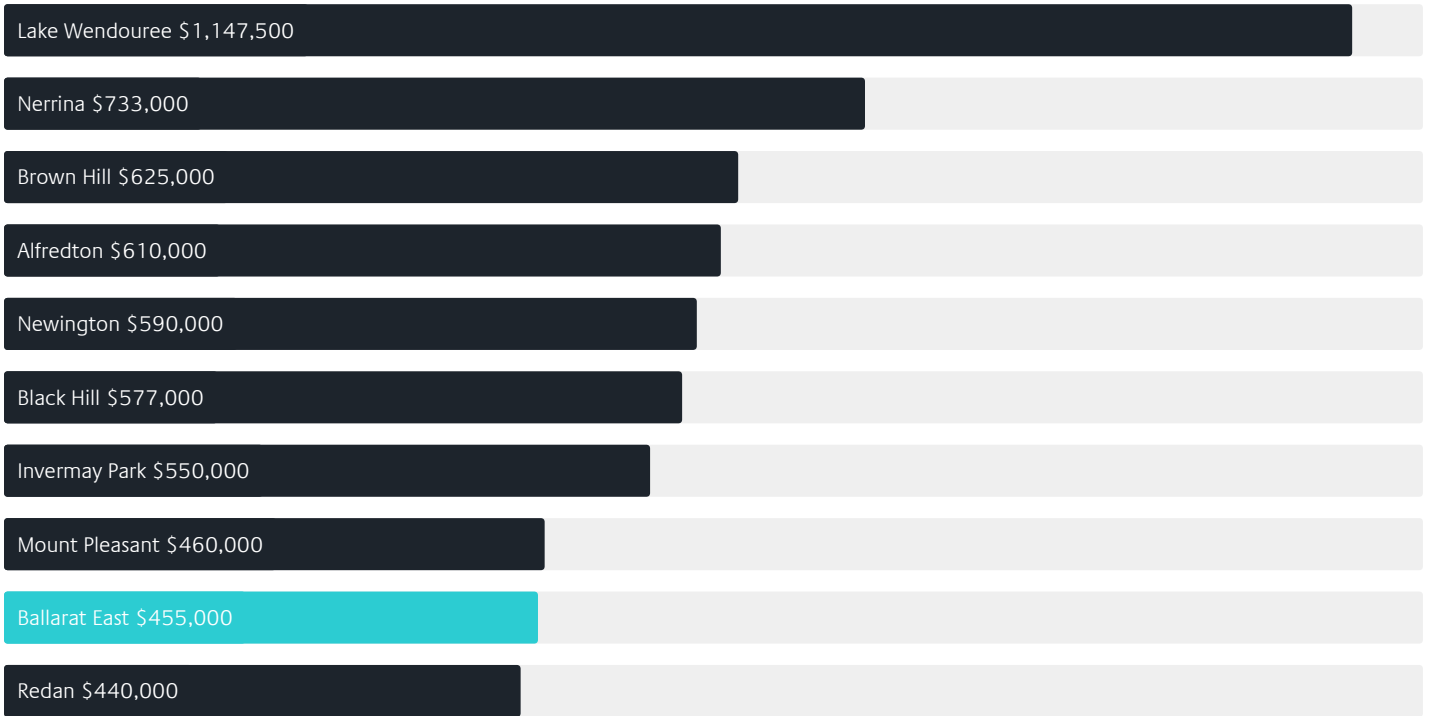
## Quarterly Price Change\*



# Surrounding Suburbs

---

## Median House Sale Price\*



## Median Unit Sale Price\*



# Sales Snapshot

Sale Method<sup>\*</sup>



● Auction 7%  
● Private 93%

Auction Clearance Rate<sup>\*</sup>

100%

Median Days on Market<sup>^</sup>

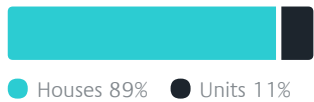
54 days

Average Hold Period<sup>\*</sup>

5.2 years

## Insights

Dwelling Type<sup>^</sup>



Ownership<sup>^</sup>



Population<sup>^</sup>

5,937

Median Asking Rent per week<sup>\*</sup>

\$395

Population Growth<sup>^</sup>

5.58%

Rental Yield<sup>\*</sup>

4.29%

Median Age<sup>^</sup>













43 years

Median Household Size<sup>^</sup>













2.1 people

# Sold Properties~













Discover a snapshot of the most recent results for this suburb, to view the full 12 months of sales history, please go to [jellisicraig.com.au/suburbinsights](https://jellisicraig.com.au/suburbinsights)

| Address   | Bedrooms | Type  | Price     | Sold        |
|---|----------|-------|-----------|-------------|
|  247 Victoria St<br>Ballarat East     | 3        | House | \$405,000 | 25 Jan 2025 |
|  1/303 Nelson St<br>Ballarat East     | 2        | House | \$412,000 | 20 Jan 2025 |
|  29 Morres St<br>Ballarat East        | 3        | House | \$365,000 | 18 Jan 2025 |
|  14a Otway St.N<br>BALLARAT EAST      | 2        | House | \$285,000 | 17 Jan 2025 |
|  38a Ebden St<br>Ballarat East      | 3        | House | \$370,000 | 16 Jan 2025 |
|  159 Victoria St<br>Ballarat East   | 2        | House | \$520,000 | 14 Jan 2025 |
|  168 Humffray St.N<br>Ballarat East | 3        | House | \$465,000 | 06 Jan 2025 |
|  145 Scott Pde<br>Ballarat East     | 4        | House | \$551,000 | 19 Dec 2024 |
|  321 Eureka St<br>Ballarat East     | 3        | House | \$445,000 | 13 Dec 2024 |
|  9 Rice St<br>Ballarat East         | 3        | House | \$442,500 | 13 Dec 2024 |
|  14 Ford St<br>Ballarat East        | 3        | House | \$293,000 | 12 Dec 2024 |
|  121 Scott Pde<br>Ballarat East     | 3        | House | \$467,000 | 12 Dec 2024 |

# Sold Properties~

| Address   | Bedrooms | Type      | Price     | Sold        |
|---|----------|-----------|-----------|-------------|
|  226 York St<br>Ballarat East       | 3        | House     | \$480,000 | 06 Dec 2024 |
|  172 Humffray St.N<br>BALLARAT EAST | 4        | House     | \$470,000 | 06 Dec 2024 |
|  4/217 York St<br>Ballarat East     | 2        | House     | \$345,000 | 06 Dec 2024 |
|  4/221 York St<br>BALLARAT EAST     | 2        | Townhouse | \$300,000 | 05 Dec 2024 |
|  13 Frances Cr<br>Ballarat East    | 3        | House     | \$415,000 | 05 Dec 2024 |
|  43 George St<br>Ballarat East    | 2        | House     | \$365,000 | 01 Dec 2024 |
|  3 Glazebrook St<br>Ballarat East | 3        | House     | \$385,000 | 29 Nov 2024 |
|  11 Stockade St<br>Ballarat East  | 4        | House     | \$555,000 | 28 Nov 2024 |
|  9 Balmoral Dr<br>Ballarat East   | 2        | House     | \$360,000 | 27 Nov 2024 |
|  5/211 Kline St<br>Ballarat East  | 3        | Unit      | \$420,000 | 25 Nov 2024 |
|  17 Catalina Ct<br>Ballarat East  | 3        | House     | \$535,000 | 20 Nov 2024 |
|  3 Otway St.S<br>Ballarat East    | 4        | House     | \$620,000 | 20 Nov 2024 |

# Sold Properties~

| Address   | Bedrooms | Type      | Price     | Sold        |
|---|----------|-----------|-----------|-------------|
|  3 Otway St<br>Ballarat East        | 3        | House     | \$620,000 | 20 Nov 2024 |
|  57 Lovenear Gr<br>Ballarat East    | 3        | House     | \$460,000 | 18 Nov 2024 |
|  2/315 Nelson St<br>Ballarat East   | 2        | House     | \$340,000 | 18 Nov 2024 |
|  222 Humffray St.N<br>BALLARAT EAST | 3        | House     | \$480,000 | 15 Nov 2024 |
|  615 Eureka St<br>Ballarat East    | 4        | House     | \$540,000 | 15 Nov 2024 |
|  240 York St<br>BALLARAT EAST     | 3        | House     | \$595,000 | 12 Nov 2024 |
|  1/219 York St<br>Ballarat East   | 3        | House     | \$410,000 | 11 Nov 2024 |
|  134 Eureka St<br>Ballarat East   | 3        | House     | \$520,000 | 09 Nov 2024 |
|  36 Frances Cr<br>Ballarat East   | 3        | House     | \$367,000 | 07 Nov 2024 |
|  2/244 York St<br>Ballarat East   | 2        | Townhouse | \$317,000 | 06 Nov 2024 |
|  107 Larter St<br>Ballarat East   | 3        | House     | \$342,000 | 04 Nov 2024 |
|  229 York St<br>Ballarat East     | 4        | House     | \$475,000 | 01 Nov 2024 |



Ballarat Office  
1211 Sturt Street, Ballarat  
03 5329 2500

[jelliscraig.com.au](http://jelliscraig.com.au)

Data is current as of PDF generation date 01/02/2025

\* Updated Quarterly for the past 12 months

^ Updated daily for the past quarter

~ Updated daily: 33 recent results.

This publication contains data, analytics, statistics and other information supplied by PROPERTYDATAONLINE PTY LTD (PropertyData). The data provided in this publication is of a general nature and should not be construed as specific advice or relied upon in lieu of appropriate professional advice.

PropertyData relies upon data supplied by third parties and while the data is checked and reviewed, PropertyData does not warrant the accuracy or completeness of the information to the full extent permitted by the law and excludes all loss or damage howsoever arising (including through negligence) in connection with the data supplied by PropertyData. The State of Victoria owns the copyright in the Property Sales Data and reproduction of that data in any way without the consent of the State of Victoria will constitute a breach of the Copyright Act 1968 (cth). The State of Victoria does not warrant the accuracy or completeness of the Property Sales Data and any person using or relying upon such information does so on the basis that the State of Victoria accepts no responsibility or liability whatsoever for any errors, faults, defects or omissions in the information supplied.