

Suburb Report

Know your neighbourhood.



Property Prices

Median House Price*

Median

\$455k

Quarterly Price Change

0.00% ↓

Median Unit Price*

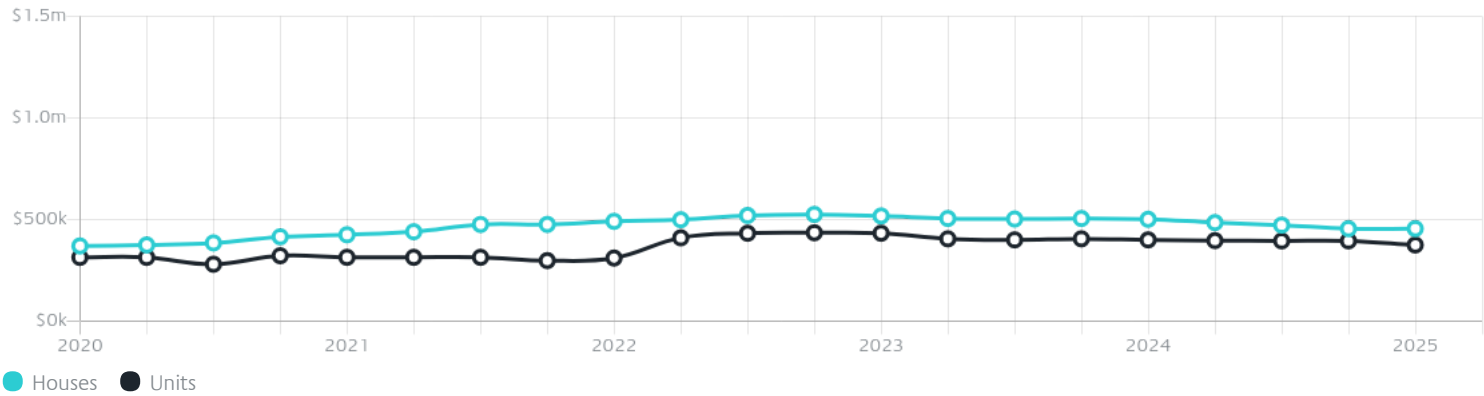
Median

\$375k

Quarterly Price Change

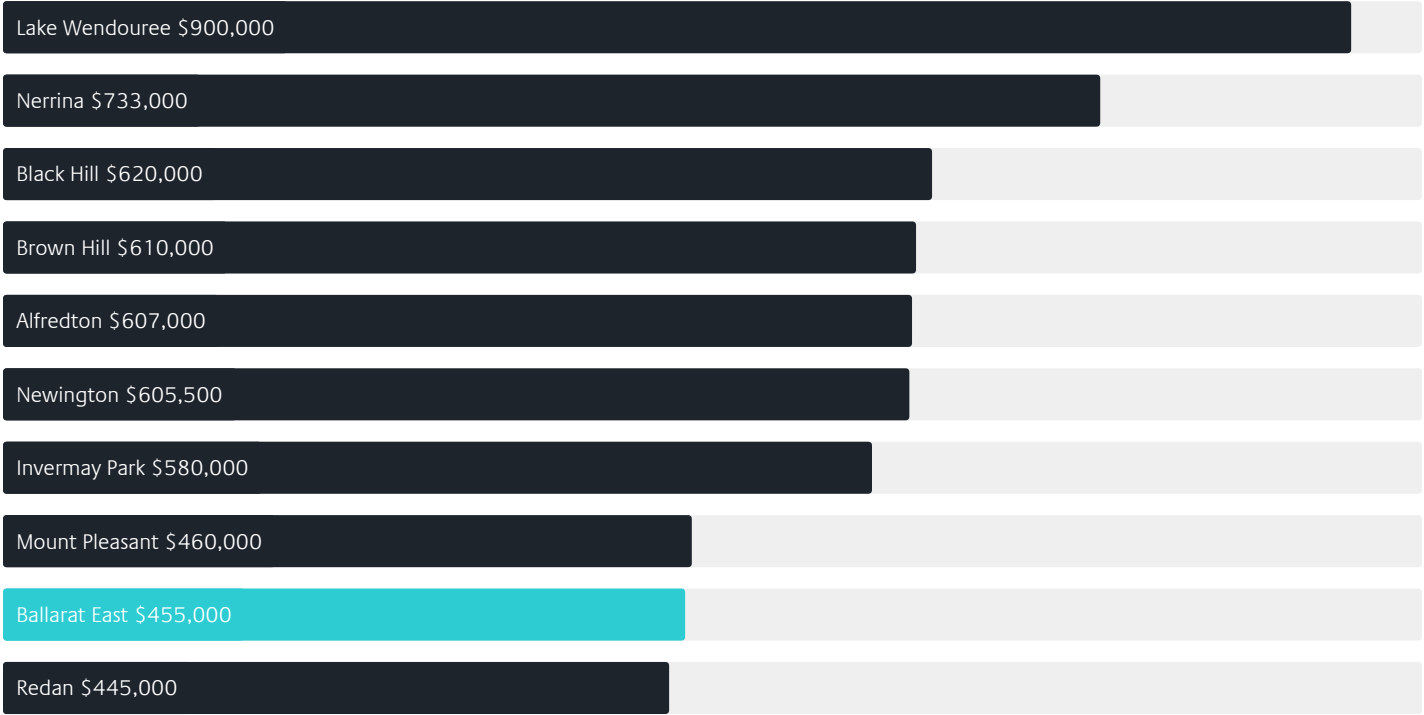
-5.06% ↓

Quarterly Price Change*



Surrounding Suburbs

Median House Sale Price*



Median Unit Sale Price*



Sales Snapshot

Sale Method*



● Auction 9%
● Private 91%

Auction Clearance Rate*

25%

Median Days on Market^

61 days

Average Hold Period*

5.2 years

Insights

Dwelling Type^



● Houses 89% ● Units 11%

Ownership^



● Owned Outright 36% ● Mortgaged 28% ● Rented 36%

Population^

5,937

Median Asking Rent per week*

\$395

Population Growth^

5.58%

Rental Yield*

4.29%

Median Age^













43 years

Median Household Size^













2.1 people

Sold Properties~













Discover a snapshot of the most recent results for this suburb, to view the full 12 months of sales history, please go to jellisicraig.com.au/suburbinsights

Address	Bedrooms	Type	Price	Sold
 743 Eureka St Ballarat East	3	House	\$450,000	29 May 2025
 605 Eureka St Ballarat East	4	House	\$760,000	28 May 2025
 15 Hopscotch St Ballarat East	2	Townhouse	\$575,000	27 May 2025
 729 Wilson St Ballarat East	3	House	\$550,000	24 May 2025
 55 Loveneer Gr Ballarat East	3	House	\$400,000	20 May 2025
 21 Glazebrook St BALLARAT EAST	3	House	\$500,000	16 May 2025
 1/5 Castle Ct Ballarat East	2	Unit	\$380,000	14 May 2025
 305 Kline St Ballarat East	3	House	\$700,000	10 May 2025
 18 Marbles Cr Ballarat East	3	House	\$780,000	05 May 2025
 6a Rice St Ballarat East	3	House	\$520,000	02 May 2025
 305 Nelson St Ballarat East	3	House	\$500,000	30 Apr 2025
 3 Hopscotch St Ballarat East	2	Townhouse	\$585,000	30 Apr 2025

Sold Properties~

Address	Bedrooms	Type	Price	Sold
 5 Eureka Tce Ballarat East	3	House	\$580,000	26 Apr 2025
 50 Gent St Ballarat East	3	House	\$615,000	17 Apr 2025
 3 King St.N Ballarat East	3	House	\$585,000	16 Apr 2025
 10 Ford St Ballarat East	3	House	\$425,000	14 Apr 2025
 253a Victoria St Ballarat East	6	House	\$820,000	10 Apr 2025
 2 Xavier Ct Ballarat East	4	House	\$680,000	10 Apr 2025
 413 Finch St Ballarat East	3	House	\$397,100	10 Apr 2025
 9 Trevor St Ballarat East	3	House	\$597,500	08 Apr 2025
 4/318 Kline St Ballarat East	3	Unit	\$355,000	04 Apr 2025
 629 Wilson St Ballarat East	4	House	\$620,000	04 Apr 2025
 5 Cavanagh Ct Ballarat East	2	House	\$510,000	03 Apr 2025
 113 Callow St BALLARAT EAST	3	House	\$400,000	02 Apr 2025

Sold Properties~

Address	Bedrooms	Type	Price	Sold
 603b Eureka St Ballarat East	2	House	\$402,000	31 Mar 2025
 5 Frances Cr BALLARAT EAST	3	House	\$477,000	28 Mar 2025
 112 Eureka St Ballarat East	5	House	\$500,000	18 Mar 2025
 3/512 York St Ballarat East	2	Unit	\$275,000	14 Mar 2025
 17 Cecile Ct Ballarat East	3	House	\$495,000	13 Mar 2025
 53 Loveneear Gr Ballarat East	2	House	\$480,000	12 Mar 2025
 130 Eureka St Ballarat East	3	House	\$366,000	11 Mar 2025
 513 York St Ballarat East	2	House	\$250,000	11 Mar 2025
 209 Stawell St Ballarat East	2	House	\$410,000	11 Mar 2025
 16b George St Ballarat East	3	House	\$430,000	05 Mar 2025
 6 Nelson St Ballarat East	2	House	\$460,000	04 Mar 2025
 3/137 Victoria St Ballarat East	3	House - Terrace	\$680,000	01 Mar 2025



Ballarat Office
1211 Sturt Street, Ballarat
03 5329 2500

jelliscraig.com.au

Data is current as of PDF generation date 01/06/2025

* Updated Quarterly for the past 12 months

^ Updated daily for the past quarter

~ Updated daily: 33 recent results.

This publication contains data, analytics, statistics and other information supplied by PROPERTYDATAONLINE PTY LTD (PropertyData). The data provided in this publication is of a general nature and should not be construed as specific advice or relied upon in lieu of appropriate professional advice.

PropertyData relies upon data supplied by third parties and while the data is checked and reviewed, PropertyData does not warrant the accuracy or completeness of the information to the full extent permitted by the law and excludes all loss or damage howsoever arising (including through negligence) in connection with the data supplied by PropertyData. The State of Victoria owns the copyright in the Property Sales Data and reproduction of that data in any way without the consent of the State of Victoria will constitute a breach of the Copyright Act 1968 (cth). The State of Victoria does not warrant the accuracy or completeness of the Property Sales Data and any person using or relying upon such information does so on the basis that the State of Victoria accepts no responsibility or liability whatsoever for any errors, faults, defects or omissions in the information supplied.