

Suburb Report

Know your neighbourhood.



Property Prices

Median House Price*

Median

\$455k

Quarterly Price Change

-3.70% ↓

Median Unit Price*

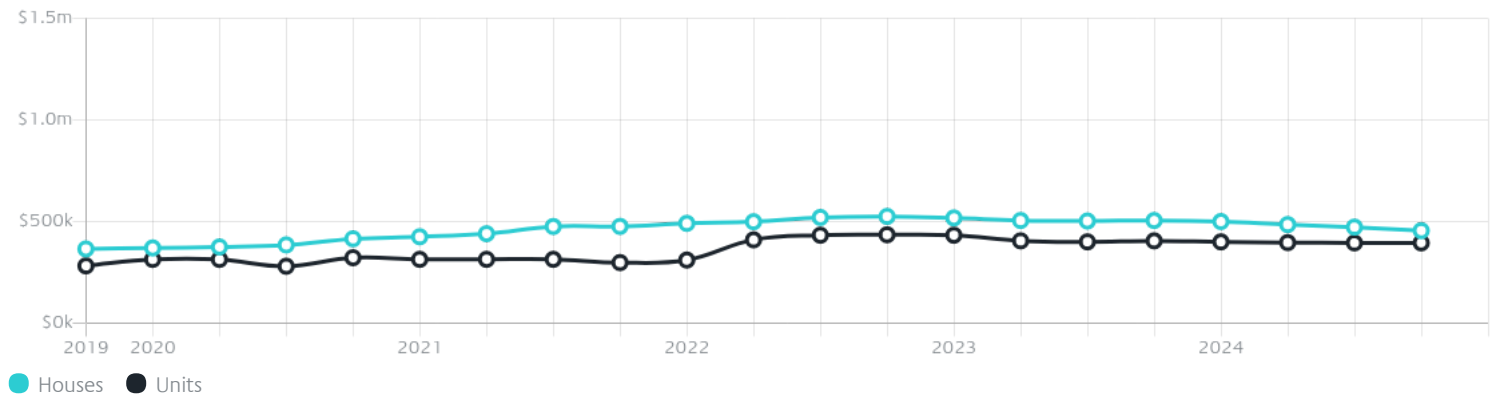
Median

\$395k

Quarterly Price Change

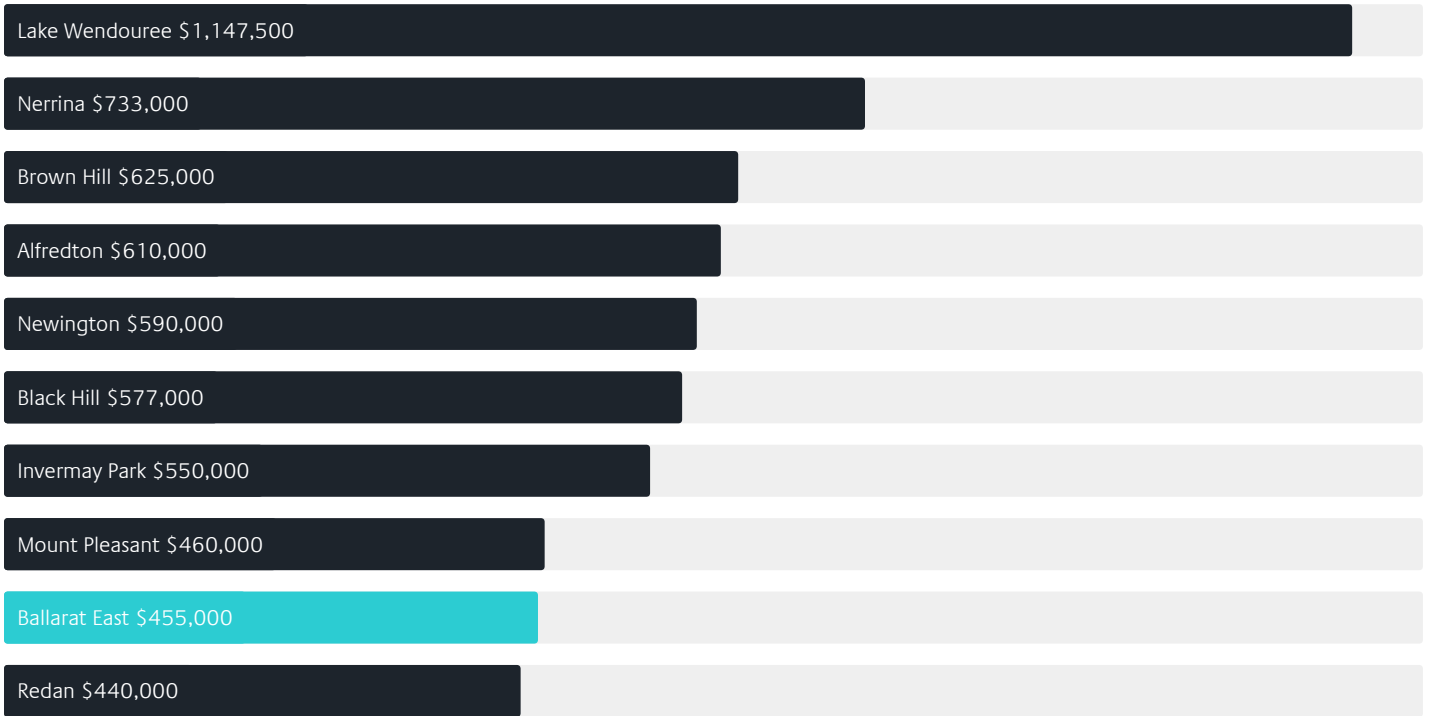
0.00% ↓

Quarterly Price Change*




Surrounding Suburbs

Median House Sale Price*



Median Unit Sale Price*



Sales Snapshot

Sale Method^{*}



● Auction 12%
● Private 88%

Auction Clearance Rate^{*}

80%

Median Days on Market[^]

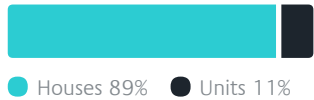
65 days

Average Hold Period^{*}

5.2 years

Insights

Dwelling Type[^]



● Houses 89% ● Units 11%

Ownership[^]



● Owned Outright 36% ● Mortgaged 28% ● Rented 36%

Population[^]

5,937

Median Asking Rent per week^{*}

\$395

Population Growth[^]

5.58%

Rental Yield^{*}

4.29%

Median Age[^]













43 years

Median Household Size[^]













2.1 people

Sold Properties~













Discover a snapshot of the most recent results for this suburb, to view the full 12 months of sales history, please go to jellisicraig.com.au/suburbinsights

Address	Bedrooms	Type	Price	Sold
 131 Scott Pde Ballarat East	4	House	\$540,000	25 Feb 2025
 63 Lovenear Gr Ballarat East	3	House	\$326,200	22 Feb 2025
 7 Sheehan Ct BALLARAT EAST	3	House	\$505,000	21 Feb 2025
 2/2 Kenny St Ballarat East	2	Townhouse	\$375,000	12 Feb 2025
 2 Pine View Cr Ballarat East	4	House	\$565,500	12 Feb 2025
 11 Princes St.S Ballarat East	2	House	\$510,000	01 Feb 2025
 247 Victoria St Ballarat East	3	House	\$405,000	25 Jan 2025
 207 Victoria St Ballarat East	4	House	\$1,220,000	24 Jan 2025
 1/303 Nelson St Ballarat East	2	House	\$412,000	20 Jan 2025
 29 Morres St Ballarat East	3	House	\$365,000	18 Jan 2025
 14a Otway St.N BALLARAT EAST	2	House	\$285,000	17 Jan 2025
 38a Ebden St Ballarat East	3	House	\$370,000	16 Jan 2025

Sold Properties~

Address	Bedrooms	Type	Price	Sold
 184 Victoria St Ballarat East	4	House	\$915,000	15 Jan 2025
 159 Victoria St Ballarat East	2	House	\$520,000	14 Jan 2025
 168 Humffray St.N Ballarat East	3	House	\$465,000	06 Jan 2025
 4/206 Victoria St BALLARAT EAST	3	House	\$475,000	20 Dec 2024
 145 Scott Pde Ballarat East	4	House	\$551,000	19 Dec 2024
 14A Otway St Ballarat East	1	House	\$285,000	13 Dec 2024
 321 Eureka St Ballarat East	3	House	\$445,000	13 Dec 2024
 9 Rice St Ballarat East	3	House	\$442,500	13 Dec 2024
 14 Ford St Ballarat East	3	House	\$293,000	12 Dec 2024
 121 Scott Pde Ballarat East	3	House	\$467,000	12 Dec 2024
 48 Otway St Ballarat East	3	House	\$390,000	11 Dec 2024
 218 Nelson St Ballarat East	3	House	\$425,000	10 Dec 2024

Sold Properties~

Address	Bedrooms	Type	Price	Sold
 226 York St Ballarat East	3	House	\$480,000	06 Dec 2024
 172 Humffray St.N BALLARAT EAST	4	House	\$470,000	06 Dec 2024
 4/217 York St Ballarat East	2	House	\$345,000	06 Dec 2024
 8 Marbles Cr Ballarat East	4	House	\$1,150,000	06 Dec 2024
 4/221 York St BALLARAT EAST	2	Townhouse	\$300,000	05 Dec 2024
 13 Frances Cr Ballarat East	3	House	\$415,000	05 Dec 2024
 241 Humffray St.N Ballarat East	3	House	\$435,000	02 Dec 2024
 43 George St Ballarat East	2	House	\$365,000	01 Dec 2024
 3 Glazebrook St Ballarat East	3	House	\$385,000	29 Nov 2024
 11 Stockade St Ballarat East	4	House	\$555,000	28 Nov 2024
 9 Balmoral Dr Ballarat East	2	House	\$360,000	27 Nov 2024
 5/211 Kline St Ballarat East	3	Unit	\$420,000	25 Nov 2024



Ballarat Office
1211 Sturt Street, Ballarat
03 5329 2500

jelliscraig.com.au

Data is current as of PDF generation date 01/03/2025

* Updated Quarterly for the past 12 months

^ Updated daily for the past quarter

~ Updated daily: 33 recent results.

This publication contains data, analytics, statistics and other information supplied by PROPERTYDATAONLINE PTY LTD (PropertyData). The data provided in this publication is of a general nature and should not be construed as specific advice or relied upon in lieu of appropriate professional advice.

PropertyData relies upon data supplied by third parties and while the data is checked and reviewed, PropertyData does not warrant the accuracy or completeness of the information to the full extent permitted by the law and excludes all loss or damage howsoever arising (including through negligence) in connection with the data supplied by PropertyData. The State of Victoria owns the copyright in the Property Sales Data and reproduction of that data in any way without the consent of the State of Victoria will constitute a breach of the Copyright Act 1968 (cth). The State of Victoria does not warrant the accuracy or completeness of the Property Sales Data and any person using or relying upon such information does so on the basis that the State of Victoria accepts no responsibility or liability whatsoever for any errors, faults, defects or omissions in the information supplied.