

JellisCraig

BALLARAT EAST

Suburb Report

Know your neighbourhood.



BALLARAT EAST SUBURB REPORT

Median House Price*

Median

\$469k

Quarterly Price Change

2.62% ↑

Median Unit Price*

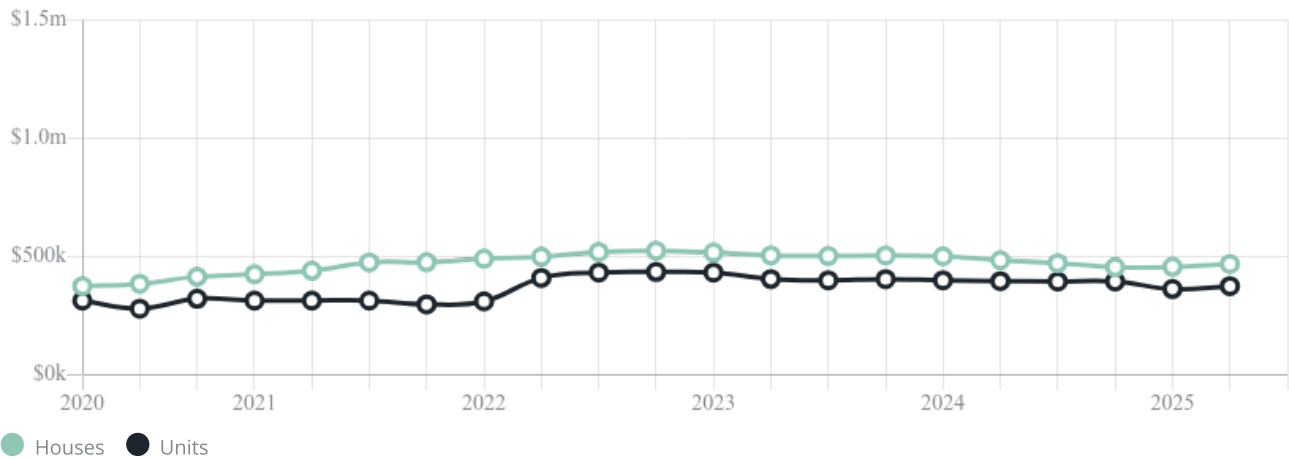
Median

\$375k

Quarterly Price Change

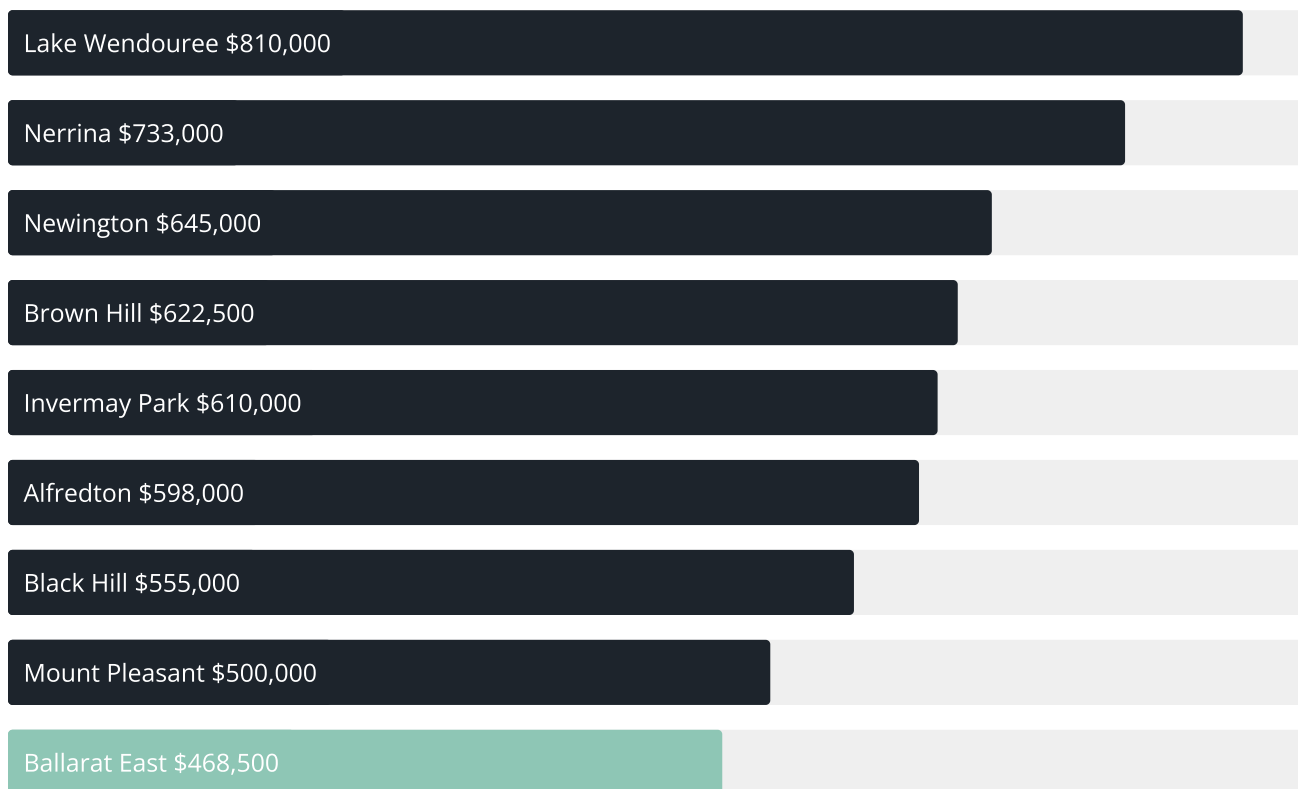
3.44% ↑

Quarterly Price Change*



BALLARAT EAST SUBURB REPORT

Median House Sale Price^{*}



Median Unit Sale Price^{*}



BALLARAT EAST SUBURB REPORT

Sale Method*



Auction 9%
Private 91%

Auction Clearance Rate*

100%

Median Days on Market^

29 days

Average Hold Period*

5.2 years

Dwelling Type^



Houses 89% Units 11%

Ownership^



Owned Outright 36% Mortgaged 28% Rented 36%

Population^

5,937

Median Asking Rent per week*

\$390

Population Growth^

5.58%

Rental Yield*

4.29%

Median Age^











43 years

Median Household Size^











2.1 people

BALLARAT EAST SUBURB REPORT











Discover a snapshot of the most recent results for this suburb, to view the full 12 months of sales history, please go to jellisicraig.com.au/suburbinsights

Address	Bedrooms	Type	Price	Sold
 165 Humffray St. N Ballarat East	3	House	\$510,000	30 Sep 2025
 1/244 York St BALLARAT EAST	2	Unit	\$430,000	24 Sep 2025
 5 Nathanael Pl Ballarat East	3	House	\$570,000	24 Sep 2025
 246 Victoria St Ballarat East	3	House	\$700,000	23 Sep 2025
 102a Johns St Ballarat East	3	House	\$545,000	19 Sep 2025
 104 Nelson St Ballarat East	3	House	\$640,000	12 Sep 2025
 8 Millicent Pl Ballarat East	2	House	\$389,000	11 Sep 2025
 11/45 Otway St Ballarat East	2	Townhouse	\$348,500	11 Sep 2025
 10 Nathanael Pl Ballarat East	4	House	\$620,000	11 Sep 2025
 4 Maxlyn Av Ballarat East	3	House	\$510,000	11 Sep 2025

BALLARAT EAST SUBURB REPORT

Address	Bedrooms	Type	Price	Sold
 60 Victoria St Ballarat East	4	House	\$680,000	06 Sep 2025
 4/243 York St Ballarat East	2	House	\$355,000	05 Sep 2025
 206 York St Ballarat East	3	House	\$565,000	01 Sep 2025
 202 Humffray St.N Ballarat East	3	House	\$745,000	29 Aug 2025
 743 Eureka St Ballarat East	3	House	\$450,000	28 Aug 2025
 237 Kline St Ballarat East	3	House	\$420,000	27 Aug 2025
 1/28 Gent St Ballarat East	2	Unit	\$287,000	26 Aug 2025
 25 Millicent Pl Ballarat East	3	House	\$475,000	21 Aug 2025
 20 Millicent Pl Ballarat East	2	Unit	\$415,000	20 Aug 2025
 25 Latitude Ct Ballarat East	2	House	\$362,000	20 Aug 2025

BALLARAT EAST SUBURB REPORT

Address	Bedrooms	Type	Price	Sold
 12 Dyte Pde Ballarat East	3	House	\$540,000	18 Aug 2025
 14 Glazebrook St Ballarat East	2	House	\$485,000	16 Aug 2025
 307 Eureka St Ballarat East	3	House	\$542,000	14 Aug 2025
 13 Sheehan Ct Ballarat East	3	House	\$580,000	13 Aug 2025
 1/222 Peel St.N Ballarat East	2	Apartment	\$385,250	08 Aug 2025
 17 Hunt St Ballarat East	3	House	\$481,000	07 Aug 2025
 320 Eureka St Ballarat East	3	House	\$575,000	04 Aug 2025
 40 Ebden St Ballarat East	3	House	\$370,000	31 Jul 2025
 109 Humffray St.N Ballarat East	4	House	\$545,000	31 Jul 2025
 4/211 Kline St Ballarat East	3	Flat/Unit/Apartment	\$455,000	29 Jul 2025



Ballarat Office
1211 Sturt Street, Ballarat
03 5329 2500

jellisraig.com.au

Data is current as of PDF generation date 01/10/2025

* Updated Quarterly for the past 12 months

^ Updated daily for the past quarter

~ Updated daily: 33 recent results.

This publication contains data, analytics, statistics and other information supplied by PROPERTYDATAONLINE PTY LTD (PropertyData). The data provided in this publication is of a general nature and should not be construed as specific advice or relied upon in lieu of appropriate professional advice.

PropertyData relies upon data supplied by third parties and while the data is checked and reviewed, PropertyData does not warrant the accuracy or completeness of the information to the full extent permitted by the law and excludes all loss or damage howsoever arising (including through negligence) in connection with the data supplied by PropertyData. The State of Victoria owns the copyright in the Property Sales Data and reproduction of that data in any way without the consent of the State of Victoria will constitute a breach of the Copyright Act 1968 (cth). The State of Victoria does not warrant the accuracy or completeness of the Property Sales Data and any person using or relying upon such information does so on the basis that the State of Victoria accepts no responsibility or liability whatsoever for any errors, faults, defects or omissions in the information supplied.