

Suburb Report

Know your neighbourhood.



Property Prices

Median House Price*

Median

\$505k

Quarterly Price Change

-3.80% ↓

Median Unit Price*

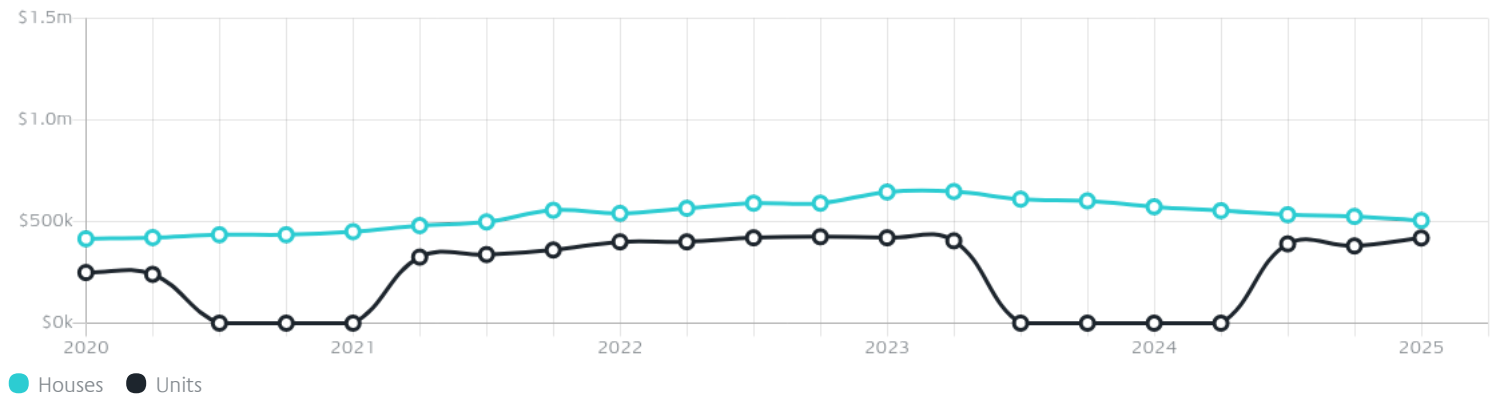
Median

\$419k

Quarterly Price Change

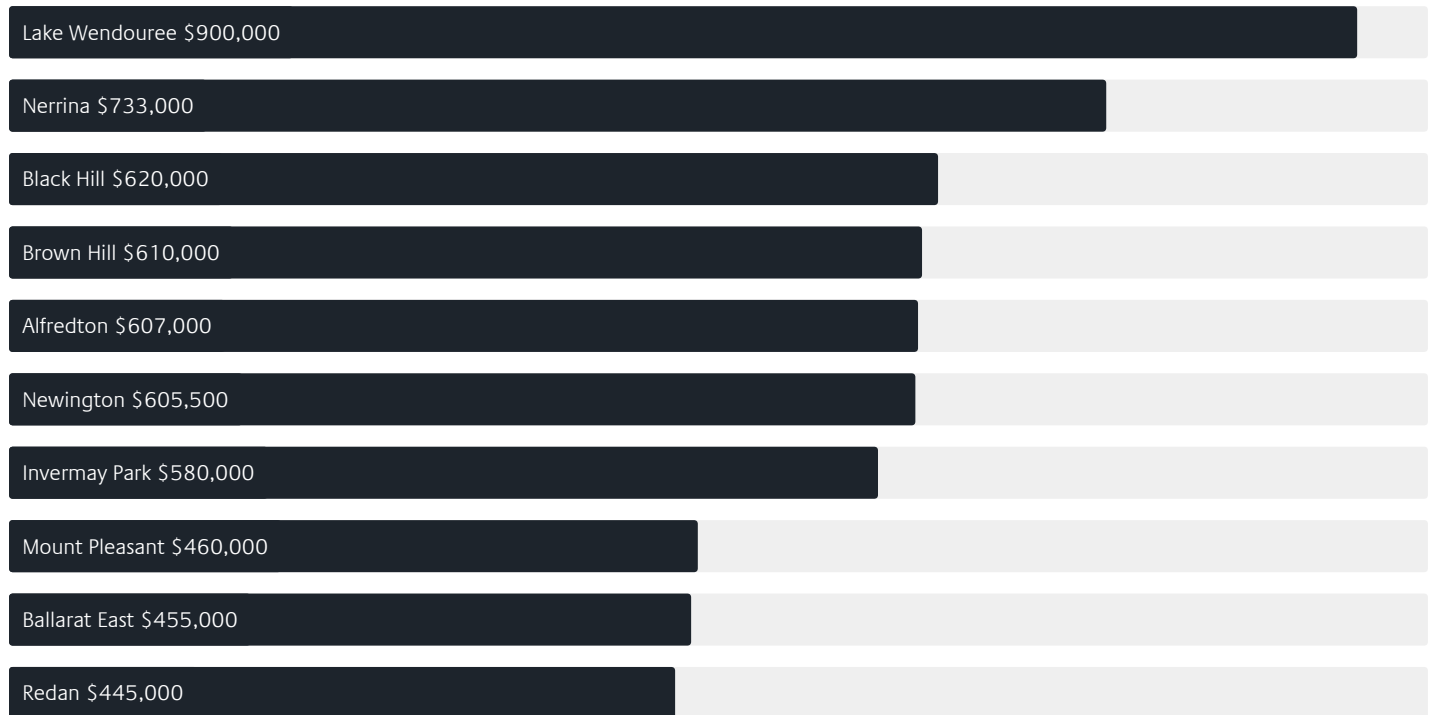
10.26% ↑

Quarterly Price Change*



Surrounding Suburbs

Median House Sale Price*



Median Unit Sale Price*



Sales Snapshot

Sale Method^{*}



● Auction 3%
● Private 97%

Auction Clearance Rate^{*}

100%

Median Days on Market[^]

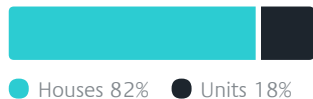
44 days

Average Hold Period^{*}

5.6 years

Insights

Dwelling Type[^]



● Houses 82% ● Units 18%

Ownership[^]



● Owned Outright 39% ● Mortgaged 33% ● Rented 28%

Population[^]

4,041

Median Asking Rent per week^{*}

\$420

Population Growth[^]

2.96%

Rental Yield^{*}

3.89%

Median Age[^]













43 years

Median Household Size[^]













2.2 people

Sold Properties~













Discover a snapshot of the most recent results for this suburb, to view the full 12 months of sales history, please go to jellisicraig.com.au/suburbinsights

Address	Bedrooms	Type	Price	Sold
 25 Stanley St Ballarat North	3	House	\$485,000	24 May 2025
 406 Landsborough St Ballarat North	3	House	\$520,000	19 May 2025
 13 Hillside Dr Ballarat North	3	House	\$512,000	12 May 2025
 19 Lavinia Dr Ballarat North	4	House	\$527,500	08 May 2025
 4 Daintree Cl Ballarat North	4	House	\$790,000	23 Apr 2025
 2 Loren Cl Ballarat North	2	House	\$510,000	17 Apr 2025
 302 Walker St Ballarat North	3	House	\$530,000	17 Apr 2025
 212 Walker St Ballarat North	3	House	\$575,000	17 Apr 2025
 1126 Havelock St Ballarat North	3	House	\$515,000	16 Apr 2025
 4 Howitt St Ballarat North	3	House	\$550,000	14 Apr 2025
 10/914 Ligar St Ballarat North	2	Townhouse	\$310,000	10 Apr 2025
 413 Norman St Ballarat North	3	House	\$445,000	09 Apr 2025

Sold Properties~

Address	Bedrooms	Type	Price	Sold
 12 Hillside Dr Ballarat North	3	House	\$442,500	09 Apr 2025
 2 Rumler Ct Ballarat North	4	House	\$630,000	07 Apr 2025
 3/1120-1122 Havelock St Ballarat North	2	Townhouse	\$410,000	04 Apr 2025
 11a Lavinia Dr BALLARAT NORTH	3	Townhouse	\$450,000	03 Apr 2025
 15 Walsh Av Ballarat North	3	House	\$475,000	01 Apr 2025
 10 Jedon Ct Ballarat North	4	House	\$635,000	25 Mar 2025
 2/16 Aquila Ct Ballarat North	2	Unit	\$257,500	19 Mar 2025
 1006a Armstrong St.N Ballarat North	3	House	\$520,000	17 Mar 2025
 17 Pinewood Dr Ballarat North	4	House	\$1,450,000	14 Mar 2025
 7 Norman St Ballarat North	4	House	\$650,000	13 Mar 2025
 3/1011 Lydiard St.N Ballarat North	3	Townhouse	\$699,000	12 Mar 2025
 1014 Ligar St Ballarat North	3	House	\$530,000	12 Mar 2025

Sold Properties~

Address	Bedrooms	Type	Price	Sold
 331 Walker St Ballarat North	3	House	\$465,000	11 Mar 2025
 1/25 Paling St BALLARAT NORTH	2	Flat/Unit/Apartment	\$340,000	11 Mar 2025
 1118 Doveton St Ballarat North	2	House	\$375,000	05 Mar 2025
 1118 Doveton St.N BALLARAT NORTH	2	House	\$375,000	05 Mar 2025
 1/1124 Doveton St.N Ballarat North	3	Townhouse	\$419,000	25 Feb 2025
 1218 Havelock St Ballarat North	3	House	\$665,000	24 Feb 2025
 113 Simpson St Ballarat North	3	House	\$562,500	21 Feb 2025
 140 Moola St Ballarat North	4	House	\$485,000	19 Feb 2025
 8 Walker St Ballarat North	4	House	\$550,000	19 Feb 2025
 1 Marrod Cl Ballarat North	5	House	\$860,000	19 Feb 2025
 13 View Point Dr Ballarat North	4	House	\$950,000	14 Feb 2025
 1020 Havelock St Ballarat North	3	House	\$510,000	11 Feb 2025



Ballarat Office
1211 Sturt Street, Ballarat
03 5329 2500

jelliscraig.com.au

Data is current as of PDF generation date 01/06/2025

* Updated Quarterly for the past 12 months

^ Updated daily for the past quarter

~ Updated daily: 33 recent results.

This publication contains data, analytics, statistics and other information supplied by PROPERTYDATAONLINE PTY LTD (PropertyData). The data provided in this publication is of a general nature and should not be construed as specific advice or relied upon in lieu of appropriate professional advice.

PropertyData relies upon data supplied by third parties and while the data is checked and reviewed, PropertyData does not warrant the accuracy or completeness of the information to the full extent permitted by the law and excludes all loss or damage howsoever arising (including through negligence) in connection with the data supplied by PropertyData. The State of Victoria owns the copyright in the Property Sales Data and reproduction of that data in any way without the consent of the State of Victoria will constitute a breach of the Copyright Act 1968 (cth). The State of Victoria does not warrant the accuracy or completeness of the Property Sales Data and any person using or relying upon such information does so on the basis that the State of Victoria accepts no responsibility or liability whatsoever for any errors, faults, defects or omissions in the information supplied.