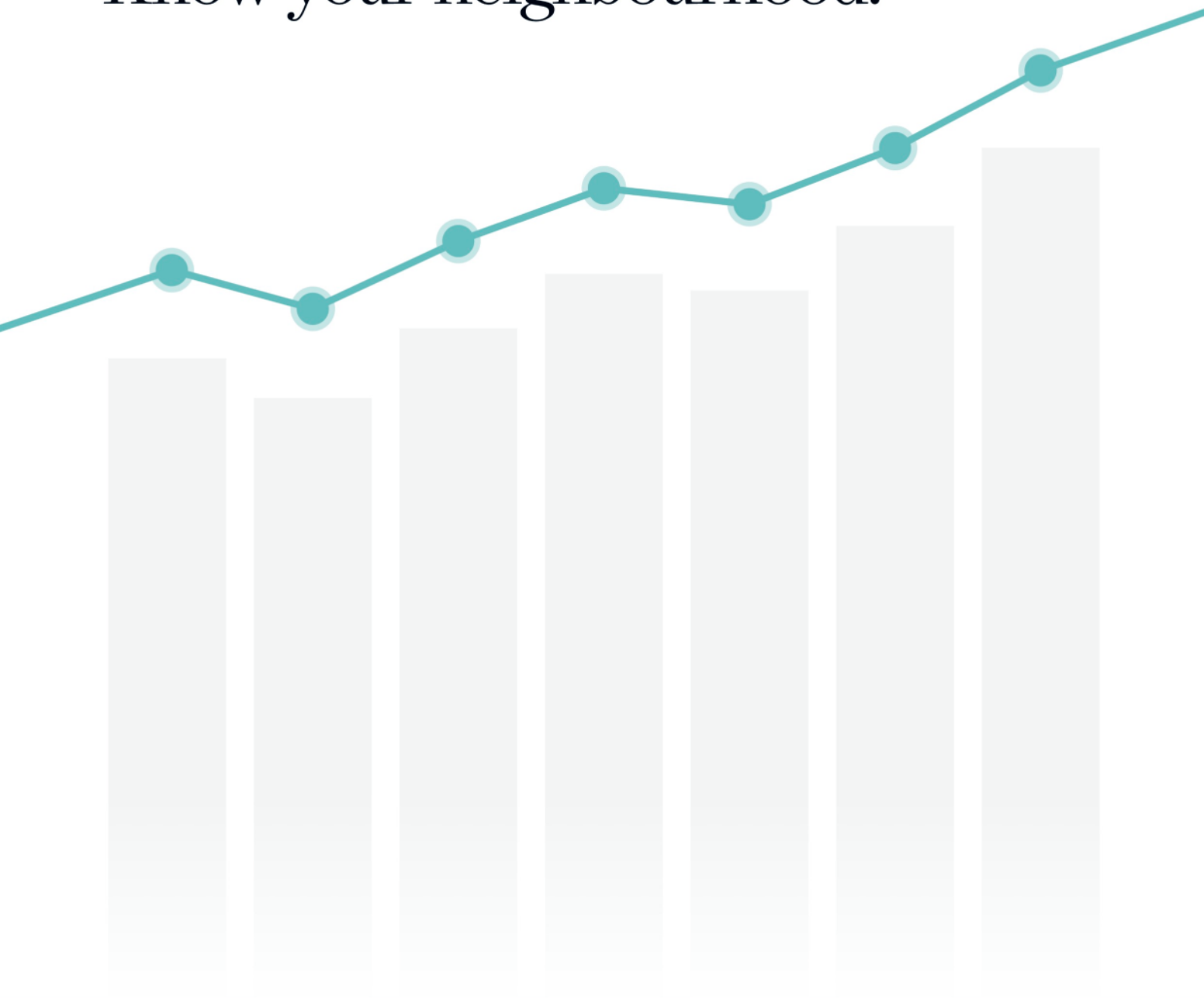


BALLARAT NORTH



Suburb Report

Know your neighbourhood.



Property Prices

Median House Price*

Median

\$525k

Quarterly Price Change

-1.59% ↓

Median Unit Price*

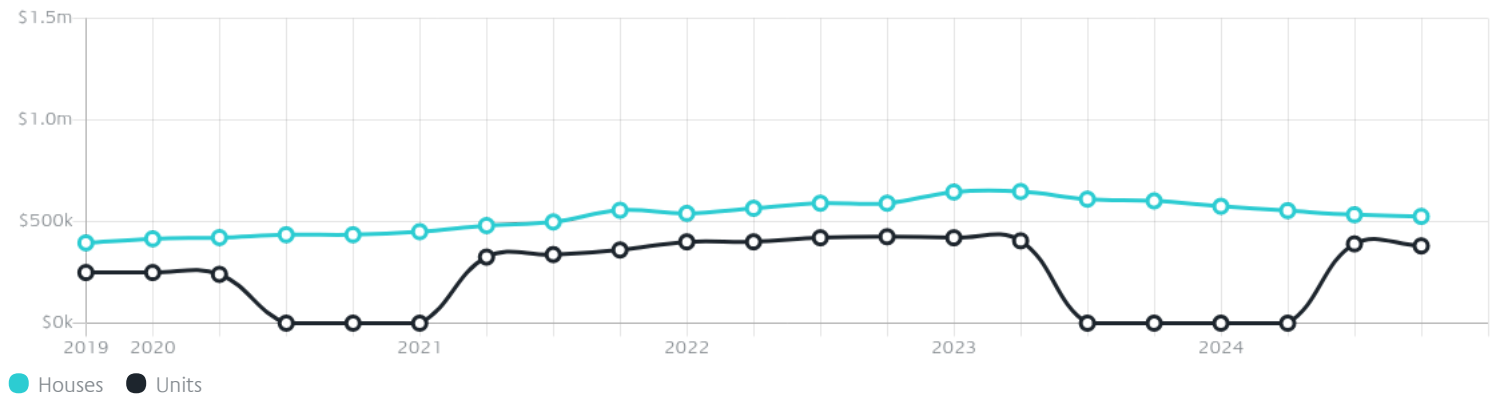
Median

\$380k

Quarterly Price Change

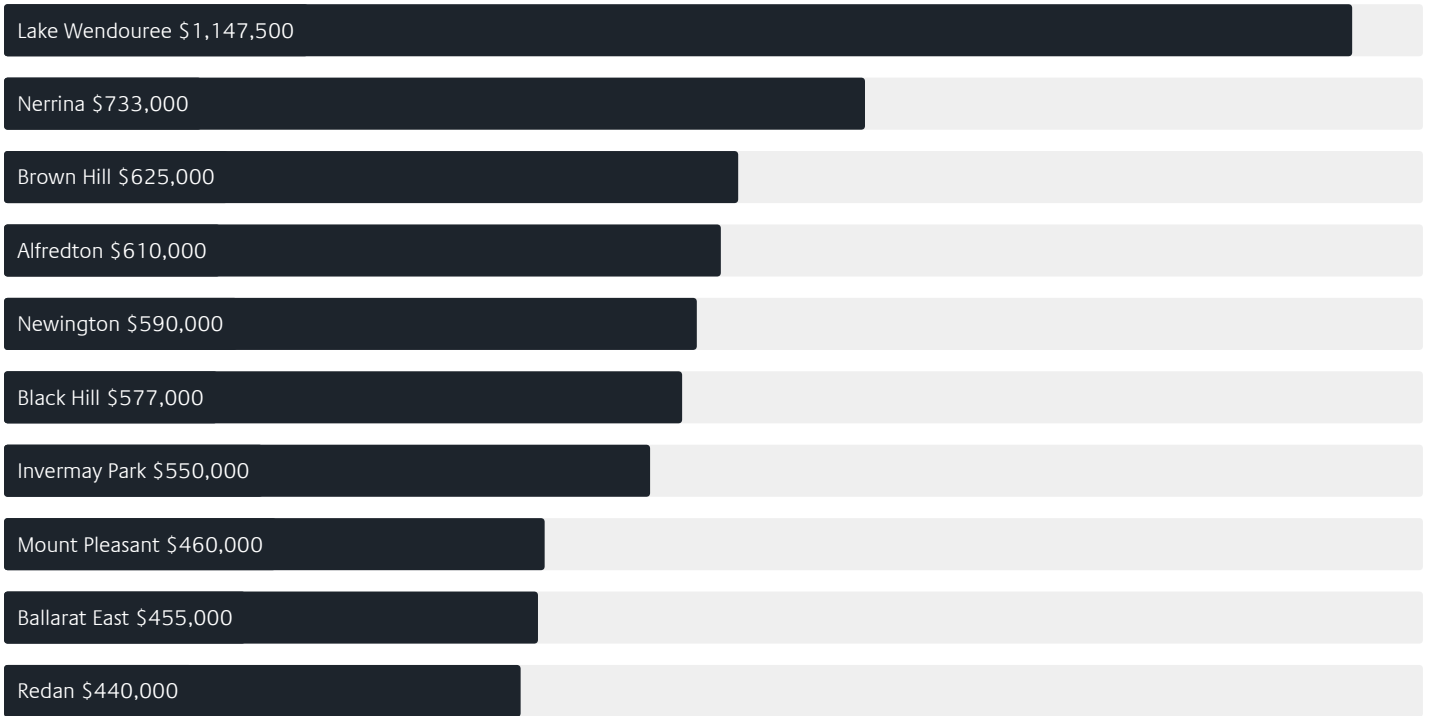
-2.56% ↓

Quarterly Price Change*



Surrounding Suburbs

Median House Sale Price*



Median Unit Sale Price*



Sales Snapshot

Sale Method^{*}



● Private 100%

Median Days on Market[^]

85 days

Average Hold Period^{*}

5.6 years

Insights

Dwelling Type[^]



● Houses 82% ● Units 18%

Ownership[^]



● Owned Outright 39% ● Mortgaged 33% ● Rented 28%

Population[^]

4,041

Median Asking Rent per week^{*}

\$393

Population Growth[^]

2.96%

Rental Yield^{*}

3.89%

Median Age[^]













43 years

Median Household Size[^]













2.2 people

Sold Properties~













Discover a snapshot of the most recent results for this suburb, to view the full 12 months of sales history, please go to jellisicraig.com.au/suburbinsights

Address	Bedrooms	Type	Price	Sold
 113 Simpson St Ballarat North	3	House	\$562,500	21 Feb 2025
 8 Walker St Ballarat North	4	House	\$550,000	19 Feb 2025
 140 Moola St Ballarat North	4	House	\$485,000	19 Feb 2025
 1 Marrod Cl Ballarat North	5	House	\$860,000	19 Feb 2025
 29 Paling St Ballarat North	4	House	\$500,000	06 Feb 2025
 1103 Armstrong St.N Ballarat North	2	House	\$450,000	05 Feb 2025
 1103 Armstrong St Ballarat North	2	House	\$450,000	05 Feb 2025
 1010 Sherrard St BALLARAT NORTH	3	House	\$490,000	03 Feb 2025
 334 Walker St Ballarat North	3	House	\$500,000	31 Jan 2025
 2/1204 Havelock St Ballarat North	3	Unit	\$477,500	28 Jan 2025
 16 Howitt St Ballarat North	3	House	\$452,500	22 Jan 2025
 916 Armstrong St.N Ballarat North	3	House	\$580,000	22 Jan 2025

Sold Properties~

Address	Bedrooms	Type	Price	Sold
 1/914 Ligar St Ballarat North	2	Unit	\$325,000	20 Jan 2025
 13/326 Walker St Ballarat North	2	Townhouse	\$290,000	16 Jan 2025
 226 Walker St Ballarat North	4	House	\$530,000	14 Jan 2025
 1107 Lydiard St.N Ballarat North	3	House	\$486,000	17 Dec 2024
 1103 Doveton St.N BALLARAT NORTH	3	House	\$417,500	17 Dec 2024
 3 GORDONIA Ct BALLARAT NORTH	3	House	\$565,000	17 Dec 2024
 4/326 Walker St Ballarat North	2	House	\$295,000	09 Dec 2024
 26/326 Walker St BALLARAT NORTH	2	Unit	\$309,950	09 Dec 2024
 324 Landsborough St Ballarat North	4	House	\$575,000	05 Dec 2024
 920 Havelock St BALLARAT NORTH	3	House	\$455,000	04 Dec 2024
 14 Robert Dr Ballarat North	4	House	\$635,000	26 Nov 2024
 37 Scenic Cr Ballarat North	3	House	\$567,000	25 Nov 2024

Sold Properties~

Address	Bedrooms	Type	Price	Sold
 1 / 1204 Havelock St Ballarat North	3	Townhouse	\$630,000	25 Nov 2024
 214 Simpson St Ballarat North	3	House	\$650,000	21 Nov 2024
 11 Lavinia Dr Ballarat North	3	Townhouse	\$420,000	19 Nov 2024
 18 Hillside Dr Ballarat North	4	House	\$770,000	19 Nov 2024
 1 / 16 Aquila Ct Ballarat North	2	House	\$260,000	18 Nov 2024
 7 Rumler Ct Ballarat North	4	House	\$710,000	15 Nov 2024
 19 Lilley St Ballarat North	3	House	\$447,300	15 Nov 2024
 9 Paling St Ballarat North	3	House	\$480,000	15 Nov 2024
 2 / 15 Aquila Ct Ballarat North	2	Unit	\$238,000	07 Nov 2024
 3 Dunrobin Ct Ballarat North	3	House	\$485,000	04 Nov 2024
 1 / 136 Moola St Ballarat North	2	Unit	\$372,600	01 Nov 2024
 4 / 905 Lydiard St.N Ballarat North	2	Unit	\$330,000	01 Nov 2024

Jellis Craig

Ballarat Office
1211 Sturt Street, Ballarat
03 5329 2500

jelliscraig.com.au

Data is current as of PDF generation date 01/03/2025

* Updated Quarterly for the past 12 months

^ Updated daily for the past quarter

~ Updated daily: 33 recent results.

This publication contains data, analytics, statistics and other information supplied by PROPERTYDATAONLINE PTY LTD (PropertyData). The data provided in this publication is of a general nature and should not be construed as specific advice or relied upon in lieu of appropriate professional advice.

PropertyData relies upon data supplied by third parties and while the data is checked and reviewed, PropertyData does not warrant the accuracy or completeness of the information to the full extent permitted by the law and excludes all loss or damage howsoever arising (including through negligence) in connection with the data supplied by PropertyData. The State of Victoria owns the copyright in the Property Sales Data and reproduction of that data in any way without the consent of the State of Victoria will constitute a breach of the Copyright Act 1968 (cth). The State of Victoria does not warrant the accuracy or completeness of the Property Sales Data and any person using or relying upon such information does so on the basis that the State of Victoria accepts no responsibility or liability whatsoever for any errors, faults, defects or omissions in the information supplied.