

JellisCraig

BALLARAT NORTH

Suburb Report

Know your neighbourhood.



BALLARAT NORTH SUBURB REPORT

Median House Price*

Median

\$520k

Quarterly Price Change

1.96% ↑

Median Unit Price*

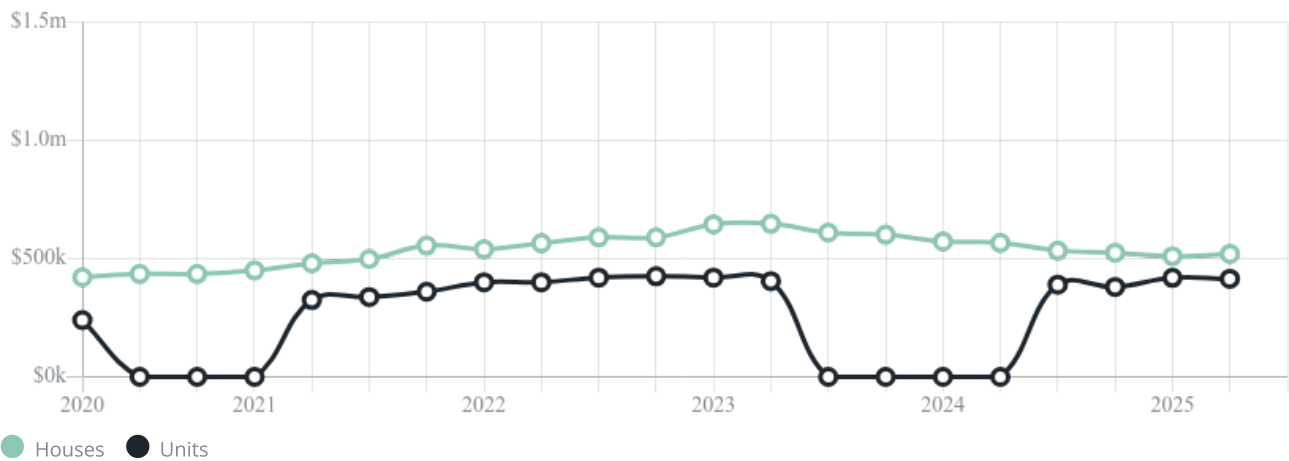
Median

\$415k

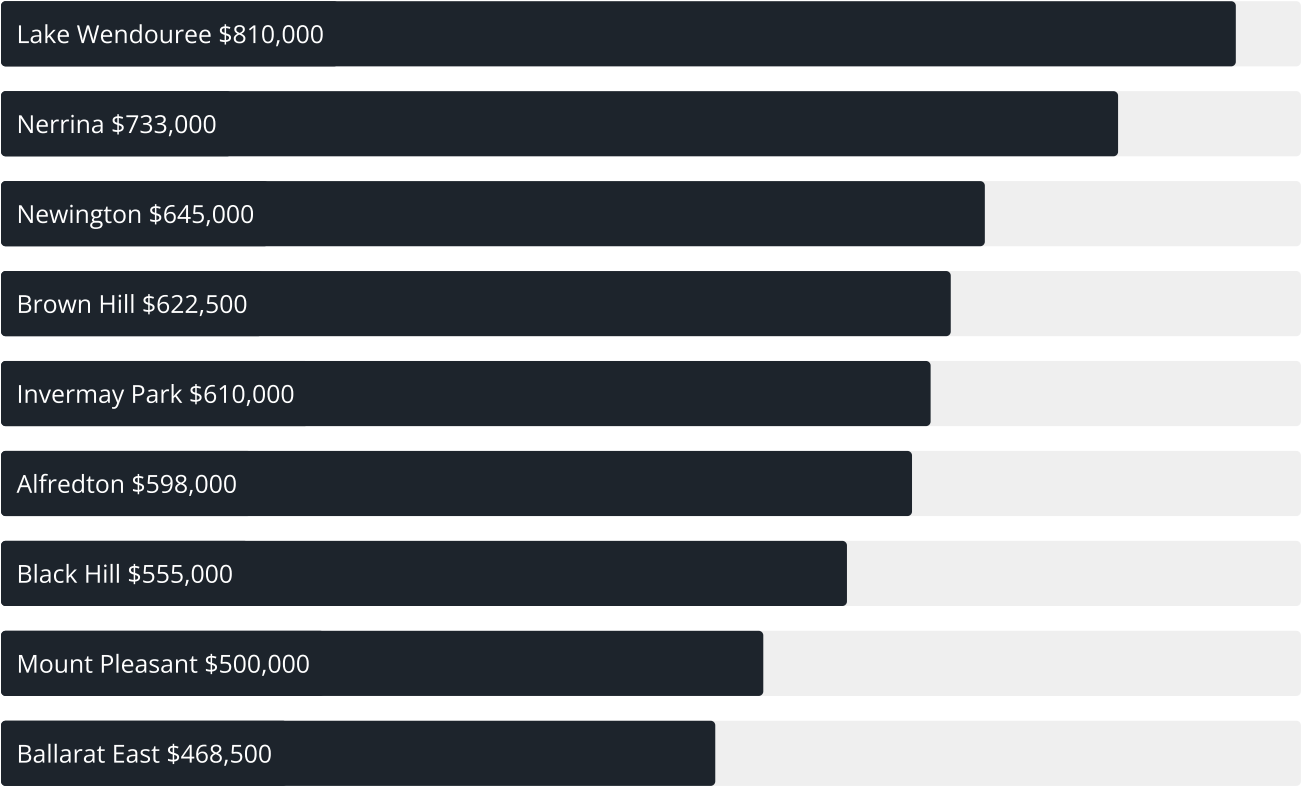
Quarterly Price Change

-1.07% ↓

Quarterly Price Change*



Median House Sale Price*



Median Unit Sale Price*



BALLARAT NORTH SUBURB REPORT

Sale Method*



● Auction 5%

● Private 95%

Auction Clearance Rate*

100%

Median Days on Market^

44 days

Average Hold Period*

5.6 years

Dwelling Type^



● Houses 82%

● Units 18%

Ownership^



● Owned Outright 39%

● Mortgaged 33%

● Rented 28%

Population^

4,041

Median Asking Rent per week*

\$420

Population Growth^

2.96%

Rental Yield*

3.89%

Median Age^











43 years

Median Household Size^











2.2 people

BALLARAT NORTH SUBURB REPORT











Discover a snapshot of the most recent results for this suburb, to view the full 12 months of sales history, please go to jellisicraig.com.au/suburbinsights

Address	Bedrooms	Type	Price	Sold
 3/1112 Ligar St Ballarat North	2	Unit	\$425,000	23 Sep 2025
 20 Paling St Ballarat North	3	House	\$540,000	22 Sep 2025
 14 Walsh Av Ballarat North	3	House	\$410,000	15 Sep 2025
 3/315 Walker St BALLARAT NORTH	3	Townhouse	\$430,000	10 Sep 2025
 1124 Lydiard St.N Ballarat North	4	House	\$640,000	05 Sep 2025
 324 Simpson St Ballarat North	4	House	\$812,650	30 Aug 2025
 903 Havelock St Ballarat North	2	House	\$460,000	27 Aug 2025
 312 Walker St Ballarat North	3	House	\$590,000	20 Aug 2025
 12 Teal Av Ballarat North	4	House	\$750,000	06 Aug 2025
 502 Landsborough St Ballarat North	3	House	\$462,500	04 Aug 2025

BALLARAT NORTH SUBURB REPORT

Address	Bedrooms	Type	Price	Sold
 107 Doodts Rd Ballarat North	3	House	\$640,000	29 Jul 2025
 11 Aquila Ct Ballarat North	3	House	\$525,000	25 Jul 2025
 18 Robert Dr Ballarat North	3	House	\$470,000	22 Jul 2025
 9 Fernbanks Ct Ballarat North	4	House	\$725,000	21 Jul 2025
 2 Dunrobin Ct Ballarat North	3	House	\$420,000	09 Jul 2025
 1 Lodge Cl Ballarat North	4	House	\$1,925,000	05 Jul 2025
 1 Norman St Ballarat North	4	House	\$750,000	04 Jul 2025
 7 Hillside Dr Ballarat North	3	House	\$500,000	01 Jul 2025
 16 Hurley St Ballarat North	4	House	\$535,000	28 Jun 2025
 6 Teal Av Ballarat North	4	House	\$700,000	25 Jun 2025

BALLARAT NORTH SUBURB REPORT

Address	Bedrooms	Type	Price	Sold
 10 Atrium Dr Ballarat North	4	House	\$1,250,000	20 Jun 2025
 12a Loren Cl Ballarat North	2	House	\$462,000	19 Jun 2025
 315 Norman St Ballarat North	3	House	\$585,000	10 Jun 2025
 10/906 Lydiard St.N Ballarat North	4	Townhouse	\$685,000	08 Jun 2025
 22 Midlands Dr Ballarat North	4	House	\$540,000	06 Jun 2025
 13 Scenic Cr Ballarat North	3	House	\$535,000	06 Jun 2025
 1016 Ligar St Ballarat North	2	House	\$310,000	03 Jun 2025
 410 Landsborough St BALLARAT NORTH	3	House	\$465,000	29 May 2025
 1240 Havelock St Ballarat North	3	House	\$510,000	28 May 2025
 118 Howitt St Ballarat North	3	House	\$585,000	26 May 2025



Ballarat Office
1211 Sturt Street, Ballarat
03 5329 2500

jellisraig.com.au

Data is current as of PDF generation date 01/10/2025

* Updated Quarterly for the past 12 months

^ Updated daily for the past quarter

~ Updated daily: 33 recent results.

This publication contains data, analytics, statistics and other information supplied by PROPERTYDATAONLINE PTY LTD (PropertyData). The data provided in this publication is of a general nature and should not be construed as specific advice or relied upon in lieu of appropriate professional advice.

PropertyData relies upon data supplied by third parties and while the data is checked and reviewed, PropertyData does not warrant the accuracy or completeness of the information to the full extent permitted by the law and excludes all loss or damage howsoever arising (including through negligence) in connection with the data supplied by PropertyData. The State of Victoria owns the copyright in the Property Sales Data and reproduction of that data in any way without the consent of the State of Victoria will constitute a breach of the Copyright Act 1968 (cth). The State of Victoria does not warrant the accuracy or completeness of the Property Sales Data and any person using or relying upon such information does so on the basis that the State of Victoria accepts no responsibility or liability whatsoever for any errors, faults, defects or omissions in the information supplied.