

**Jellis
Craig**



Suburb Report

Know your neighbourhood.



Property Prices

Median House Price*

Median

\$2.31m

Quarterly Price Change

-2.72% ↓

Median Unit Price*

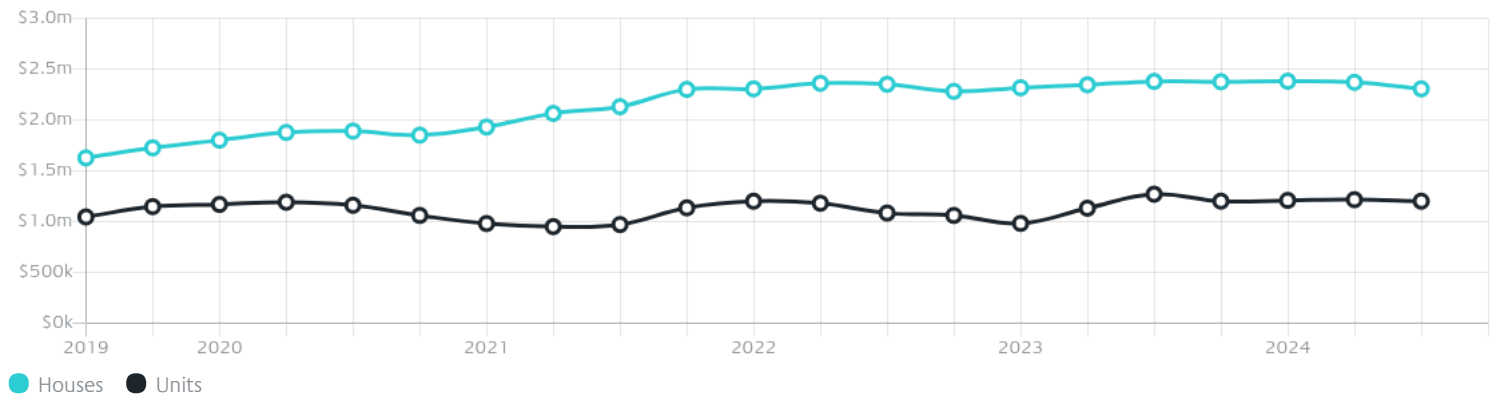
Median

\$1.20m

Quarterly Price Change

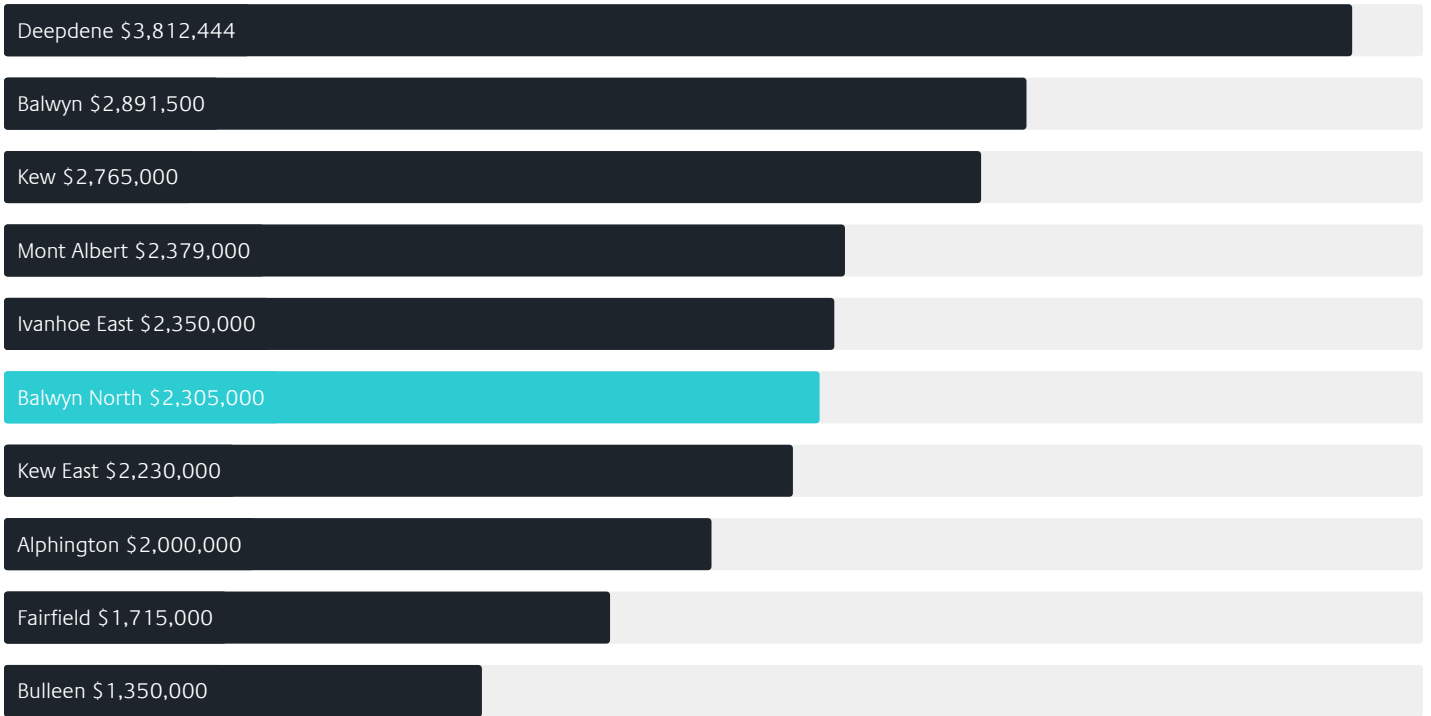
-1.23% ↓

Quarterly Price Change*

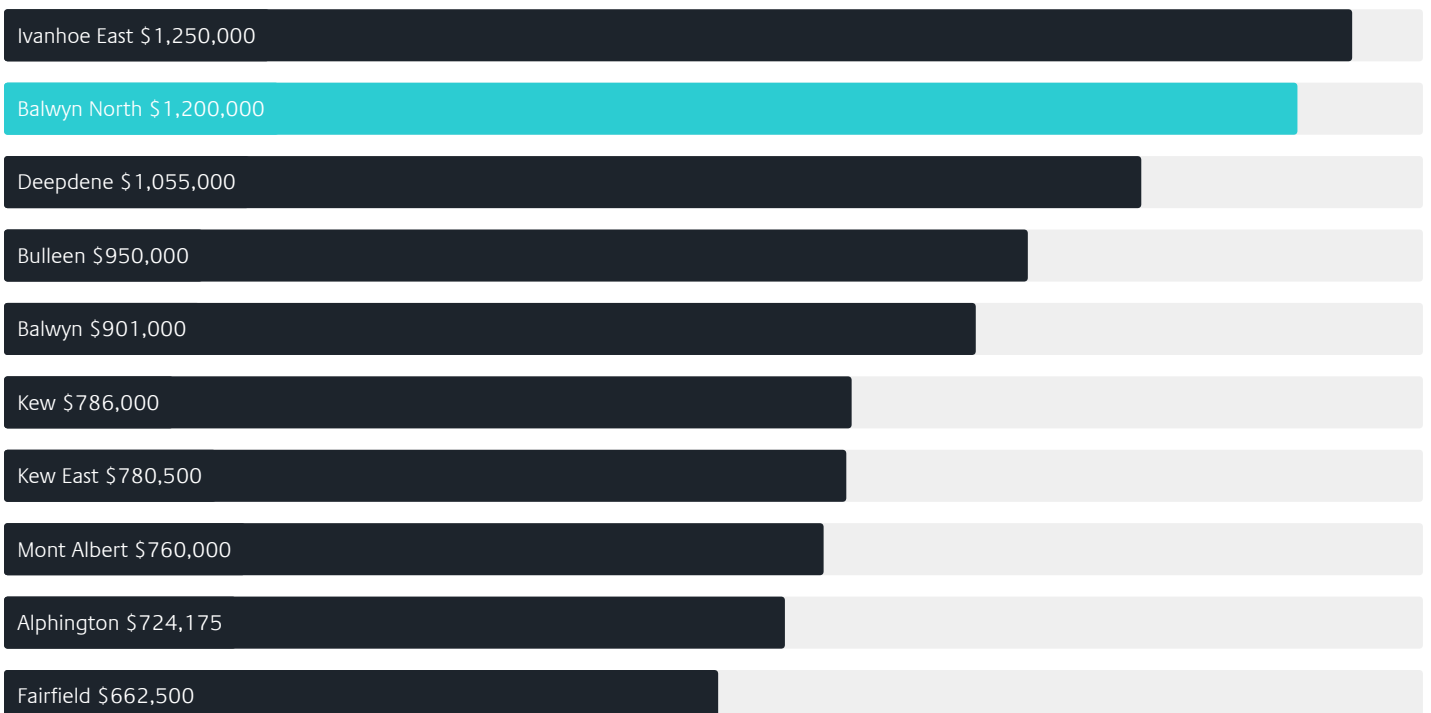


Surrounding Suburbs

Median House Sale Price*



Median Unit Sale Price*



Sales Snapshot

Sale Method^{*}



● Auction 79%
● Private 21%

Auction Clearance Rate^{*}

67.16%

Median Days on Market[^]

26 days

Average Hold Period^{*}

6.8 years

Insights

Dwelling Type[^]



● Houses 83% ● Units 17%

Ownership[^]



● Owned Outright 49% ● Mortgaged 34% ● Rented 17%

Population[^]

21,302

Median Asking Rent per week^{*}

\$800

Population Growth[^]

4.39%

Rental Yield^{*}

1.81%

Median Age[^]













42 years

Median Household Size[^]













2.9 people

Sold Properties~













Discover a snapshot of the most recent results for this suburb, to view the full 12 months of sales history, please go to jellisicraig.com.au/suburbinsights

Address	Bedrooms	Type	Price	Sold
 1 / 279 Balwyn Rd Balwyn North	3	Unit	\$1,213,500	21 Dec 2024
 43 Dight Av Balwyn North	3	House	\$2,200,000	26 Nov 2024
 1 / 68 Severn St Balwyn North	3	Unit	\$1,330,000	26 Nov 2024
 18 Mountain View Rd Balwyn North	5	House	\$2,565,000	25 Nov 2024
 42 Aquila St Balwyn North	3	House	\$1,370,000	23 Nov 2024
 6 Parma Ct Balwyn North	4	House	\$1,450,000	17 Nov 2024
 52 Viewhill Rd Balwyn North	4	House	\$2,680,000	16 Nov 2024
 14 Ardgour St Balwyn North	3	House	\$1,701,000	16 Nov 2024
 8 Riverview Rd Balwyn North	4	House	\$1,905,000	14 Nov 2024
 7 Loma Linda Gr BALWYN NORTH	5	House	\$362,000	14 Nov 2024
 102 / 1072 Burke Rd Balwyn North	2	Apartment	\$700,000	08 Nov 2024
 17 Nevada St Balwyn North	4	House	\$2,071,888	07 Nov 2024

Sold Properties~

Address	Bedrooms	Type	Price	Sold
 5 Kenny St BALWYN NORTH	4	House	\$2,642,000	30 Oct 2024
 103/1084 Burke Rd Balwyn North	2	Apartment	\$460,000	28 Oct 2024
 1/6 Vicars St Balwyn North	1	Strata Unit/Flat	\$980,000	28 Oct 2024
 9 Almond St Balwyn North	2	House	\$2,305,000	28 Oct 2024
 28 Sunburst Av Balwyn North	3	House	\$2,170,000	26 Oct 2024
 18 Millicent Av Balwyn North	5	House	\$2,050,000	26 Oct 2024
 6 June Av Balwyn North	5	House	\$2,688,000	25 Oct 2024
 14 Ellsa St Balwyn North	4	House	\$3,100,000	24 Oct 2024
 12a Leicester St Balwyn North	3	House	\$1,352,500	23 Oct 2024
 312/78 Doncaster Rd Balwyn North	2	Unit	\$770,000	22 Oct 2024
 48 Bolinda Rd Balwyn North	3	House	\$2,000,000	21 Oct 2024
 430 Balwyn Rd Balwyn North	5	House	\$2,950,000	19 Oct 2024

Sold Properties~

Address	Bedrooms	Type	Price	Sold
 17 Cumberland Av Balwyn North	4	House	\$3,810,000	19 Oct 2024
 18 Koonung St BALWYN NORTH	4	House	\$1,596,500	19 Oct 2024
 2/25 Albury Rd Balwyn North	2	Unit	\$1,080,000	19 Oct 2024
 2/75 Winfield Rd Balwyn North	4	Townhouse	\$1,335,000	18 Oct 2024
 1 Duggan St Balwyn North	4	House	\$2,641,000	18 Oct 2024
 3/229 Doncaster Rd Balwyn North	4	Townhouse	\$1,700,000	16 Oct 2024
 3/68 Aylmer St Balwyn North	2	Unit	\$775,000	15 Oct 2024
 3/63 Winfield Rd Balwyn North	3	Townhouse	\$1,160,000	14 Oct 2024
 10/1062-1064 Burke Rd Balwyn North	2	Unit	\$530,000	14 Oct 2024
 1/37 Greythorn Rd Balwyn North	2	House	\$1,190,000	12 Oct 2024
 7 Pam Av Balwyn North	3	House	\$1,220,000	05 Oct 2024
 14 Sutton St Balwyn North	4	House	\$2,421,500	05 Oct 2024



Balwyn Office
244A Whitehorse Rd, Balwyn
03 9810 5000

jelliscraig.com.au

Data is current as of PDF generation date 06/01/2025

* Updated Quarterly for the past 12 months

^ Updated daily for the past quarter

~ Updated daily: 33 recent results.

This publication contains data, analytics, statistics and other information supplied by PROPERTYDATAONLINE PTY LTD (PropertyData). The data provided in this publication is of a general nature and should not be construed as specific advice or relied upon in lieu of appropriate professional advice.

PropertyData relies upon data supplied by third parties and while the data is checked and reviewed, PropertyData does not warrant the accuracy or completeness of the information to the full extent permitted by the law and excludes all loss or damage howsoever arising (including through negligence) in connection with the data supplied by PropertyData. The State of Victoria owns the copyright in the Property Sales Data and reproduction of that data in any way without the consent of the State of Victoria will constitute a breach of the Copyright Act 1968 (cth). The State of Victoria does not warrant the accuracy or completeness of the Property Sales Data and any person using or relying upon such information does so on the basis that the State of Victoria accepts no responsibility or liability whatsoever for any errors, faults, defects or omissions in the information supplied.