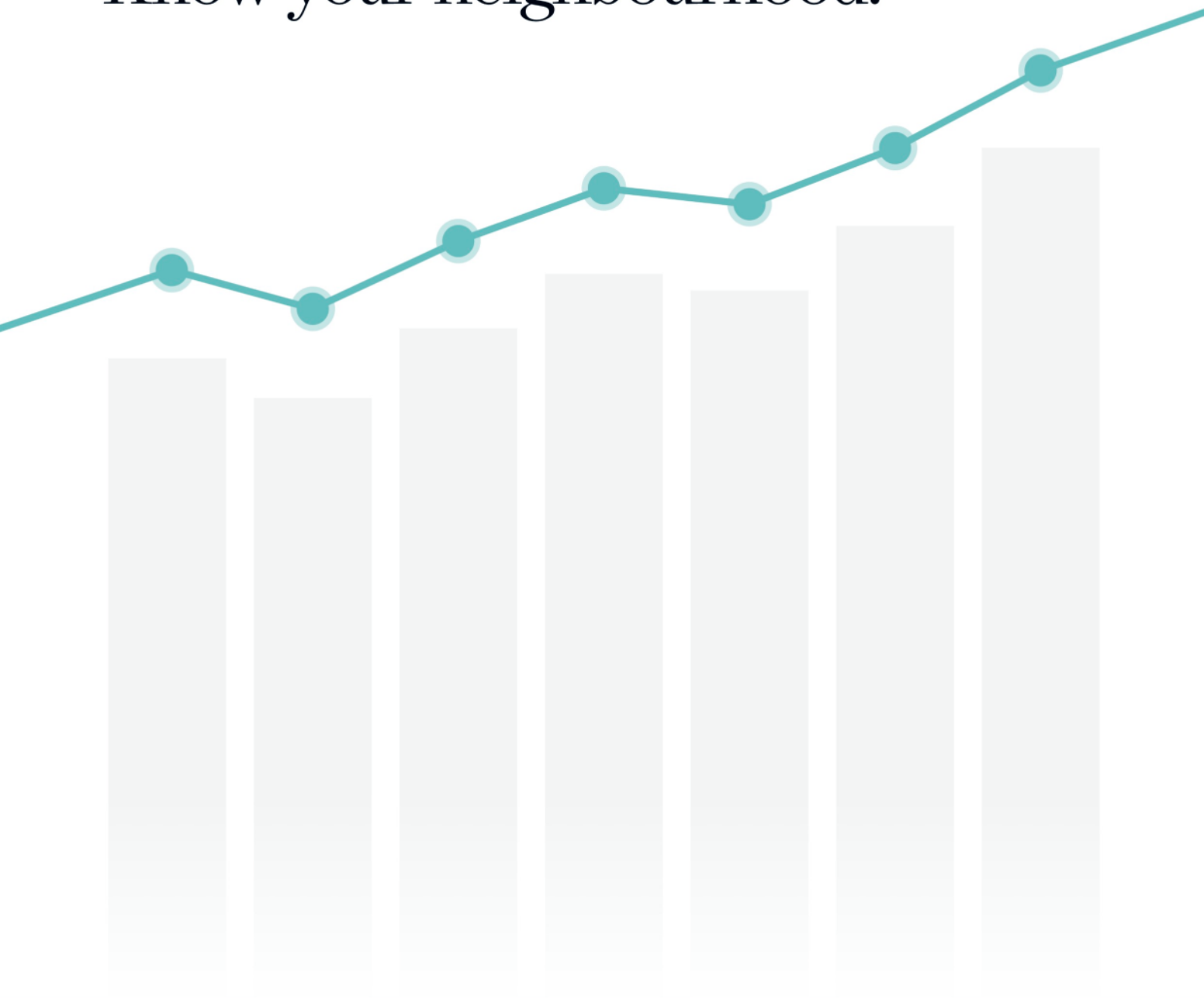


BARWON HEADS



Suburb Report

Know your neighbourhood.



Property Prices

Median House Price*

Median

\$1.42m

Quarterly Price Change

-13.28% ↓

Median Unit Price*


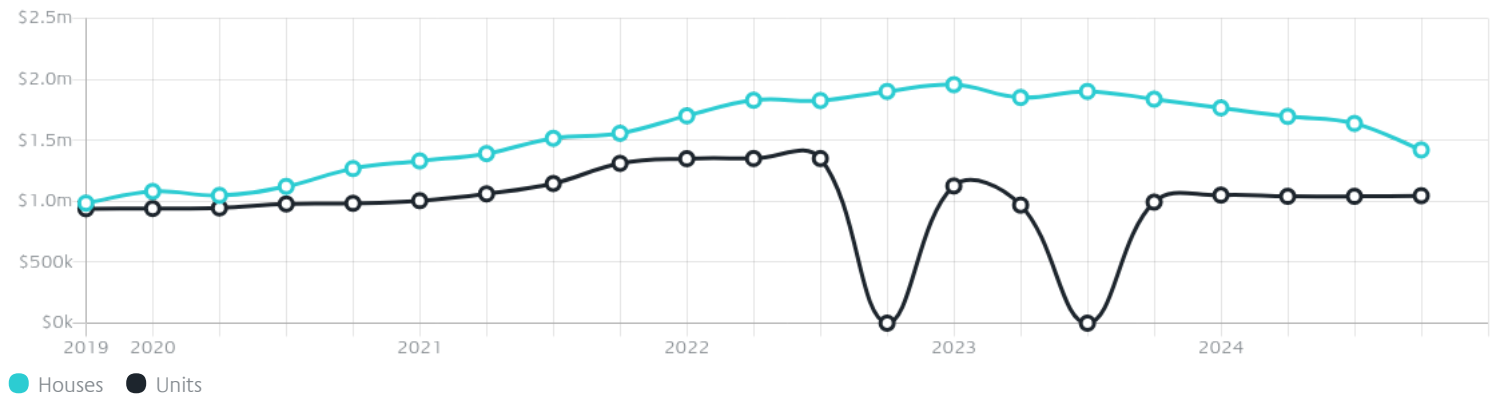
Median

\$1.05m

Quarterly Price Change

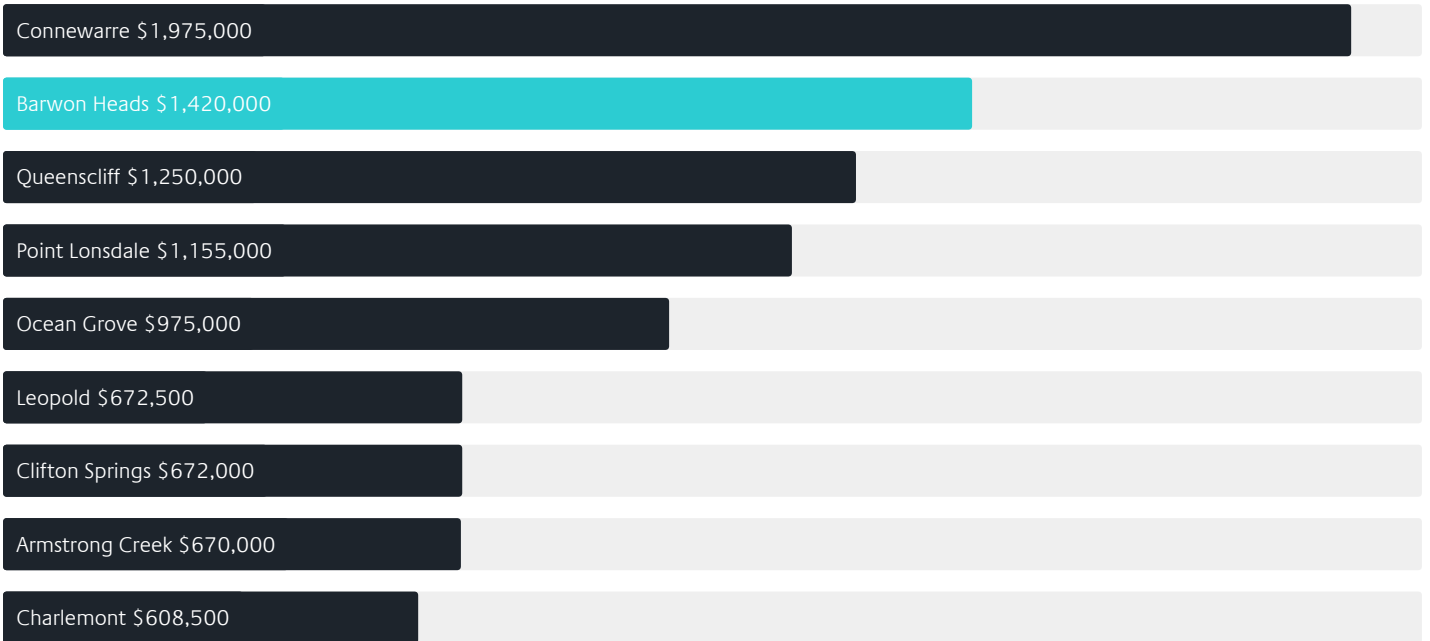
0.48% ↑

Quarterly Price Change*




Surrounding Suburbs

Median House Sale Price*



Median Unit Sale Price*



Sales Snapshot

Sale Method^{*}



● Auction 7%
● Private 93%

Median Days on Market[^]

91 days

Average Hold Period^{*}

5.3 years

Insights

Dwelling Type[^]



● Houses 91% ● Units 9%

Ownership[^]



● Owned Outright 51% ● Mortgaged 37% ● Rented 12%

Population[^]

4,353

Median Asking Rent per week^{*}

\$663

Median Age[^]

46 years

Rental Yield^{*}













2.04%

Median Household Size[^]













2.5 people

Sold Properties~













Discover a snapshot of the most recent results for this suburb, to view the full 12 months of sales history, please go to jellisraig.com.au/suburbinsights

Address	Bedrooms	Type	Price	Sold
 1 / 19 Reid St BARWON HEADS	4	Townhouse	\$1,600,000	07 Jan 2025
 22 Reid St Barwon Heads	4	House	\$2,720,000	24 Dec 2024
 4 Curlew Ct Barwon Heads	5	House	\$1,750,000	11 Nov 2024
 1 / 70 Stephens Pde Barwon Heads	3	House	\$2,175,000	01 Nov 2024
 3 / 69 Hitchcock Av BARWON HEADS	3	Townhouse	\$1,060,000	29 Oct 2024
 33 Noble St Barwon Heads	3	House	\$1,405,000	29 Oct 2024
 9 Jasper Av BARWON HEADS	3	House	\$1,410,000	23 Oct 2024
 47 Sheepwash Rd BARWON HEADS	1	House	\$1,200,000	21 Oct 2024
 45 Corymbia Cirt Barwon Heads	4	House	\$955,000	11 Oct 2024
 4 Stephens Pde Barwon Heads	4	House	\$3,300,000	09 Oct 2024
 42 Newbay Cl Barwon Heads	3	House	\$1,200,000	09 Oct 2024
 4 Black Swan Ct Barwon Heads	4	House	\$1,777,500	29 Sep 2024

Sold Properties~

Address	Bedrooms	Type	Price	Sold
 19 Grove Rd BARWON HEADS	4	House	\$1,500,000	19 Sep 2024
 1/14 Bridge Rd Barwon Heads	2	Flat/Unit/Apartment	\$583,789	09 Sep 2024
 29 Punt Rd Barwon Heads	3	House	\$1,800,000	04 Sep 2024
 1/4 Saratoga Av Barwon Heads	2	House	\$867,000	28 Aug 2024
 52 Tait's Rd Barwon Heads	3	House	\$1,211,000	23 Aug 2024
 1/102 Carr St Barwon Heads	1	House	\$1,025,000	02 Aug 2024
 6 Haynes Ct Barwon Heads	3	House	\$2,400,000	01 Aug 2024
 35 Reid St Barwon Heads	3	House	\$2,200,000	31 Jul 2024
 20 Punt Rd Barwon Heads	2	Townhouse	\$830,000	25 Jul 2024
 32 Eddystone Ct Barwon Heads	4	House	\$1,110,000	25 Jul 2024
 1/109 Hitchcock Av BARWON HEADS	2	Townhouse	\$1,010,000	25 Jul 2024
 50A Golf Links Rd Barwon Heads	3	Townhouse	\$1,400,000	23 Jul 2024

Sold Properties~

Address	Bedrooms	Type	Price	Sold
 7 Tremont Ct Barwon Heads	4	House	\$1,707,000	10 Jul 2024
 1/75 Seabank Dr Barwon Heads	3	Townhouse	\$1,250,000	03 Jul 2024
 41 Corymbia Cirt Barwon Heads	4	House	\$1,000,000	02 Jul 2024
 46 Stephens Pde Barwon Heads	3	House	\$2,650,000	28 Jun 2024
 17a Wattle Bird Cr Barwon Heads	5	House	\$1,100,000	24 Jun 2024
 9 Wandin Ct Barwon Heads	3	House	\$1,160,000	14 Jun 2024
 3/57 Hitchcock Av Barwon Heads	2	Unit	\$680,000	28 May 2024
 20 Corymbia Cirt Barwon Heads	3	House	\$1,050,000	27 May 2024
 31a Taits Rd Barwon Heads	3	House	\$1,212,000	22 May 2024
 5 Eddystone Ct Barwon Heads	4	House	\$1,518,000	15 May 2024
 30 Thorn St Barwon Heads	2	House	\$1,325,000	09 May 2024
 9 Cosham Ct BARWON HEADS	4	House	\$1,250,000	08 May 2024



Barwon Heads Office
Shop 2, 68 Hitchcock Avenue, Barwon Heads, 3227
03 9088 8968

jelliscraig.com.au

Data is current as of PDF generation date 20/01/2025

* Updated Quarterly for the past 12 months

^ Updated daily for the past quarter

~ Updated daily: 33 recent results.

This publication contains data, analytics, statistics and other information supplied by PROPERTYDATAONLINE PTY LTD (PropertyData). The data provided in this publication is of a general nature and should not be construed as specific advice or relied upon in lieu of appropriate professional advice.

PropertyData relies upon data supplied by third parties and while the data is checked and reviewed, PropertyData does not warrant the accuracy or completeness of the information to the full extent permitted by the law and excludes all loss or damage howsoever arising (including through negligence) in connection with the data supplied by PropertyData. The State of Victoria owns the copyright in the Property Sales Data and reproduction of that data in any way without the consent of the State of Victoria will constitute a breach of the Copyright Act 1968 (cth). The State of Victoria does not warrant the accuracy or completeness of the Property Sales Data and any person using or relying upon such information does so on the basis that the State of Victoria accepts no responsibility or liability whatsoever for any errors, faults, defects or omissions in the information supplied.