

JellisCraig

BAYSWATER NORTH

Suburb Report

Know your neighbourhood.



BAYSWATER NORTH SUBURB REPORT

Median House Price*

Median

\$899k

Quarterly Price Change

1.81% ↑

Median Unit Price*

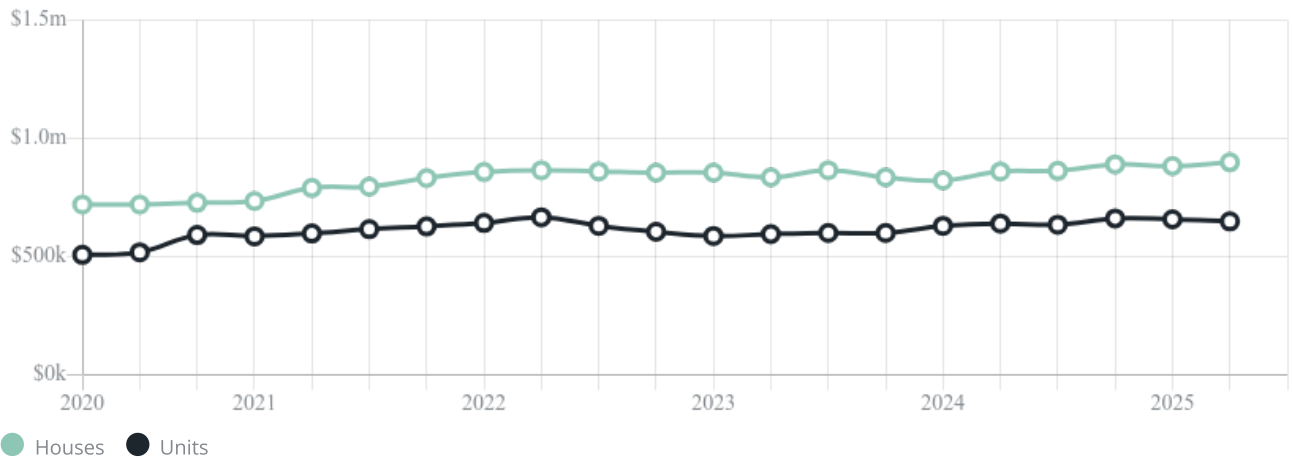
Median

\$649k

Quarterly Price Change

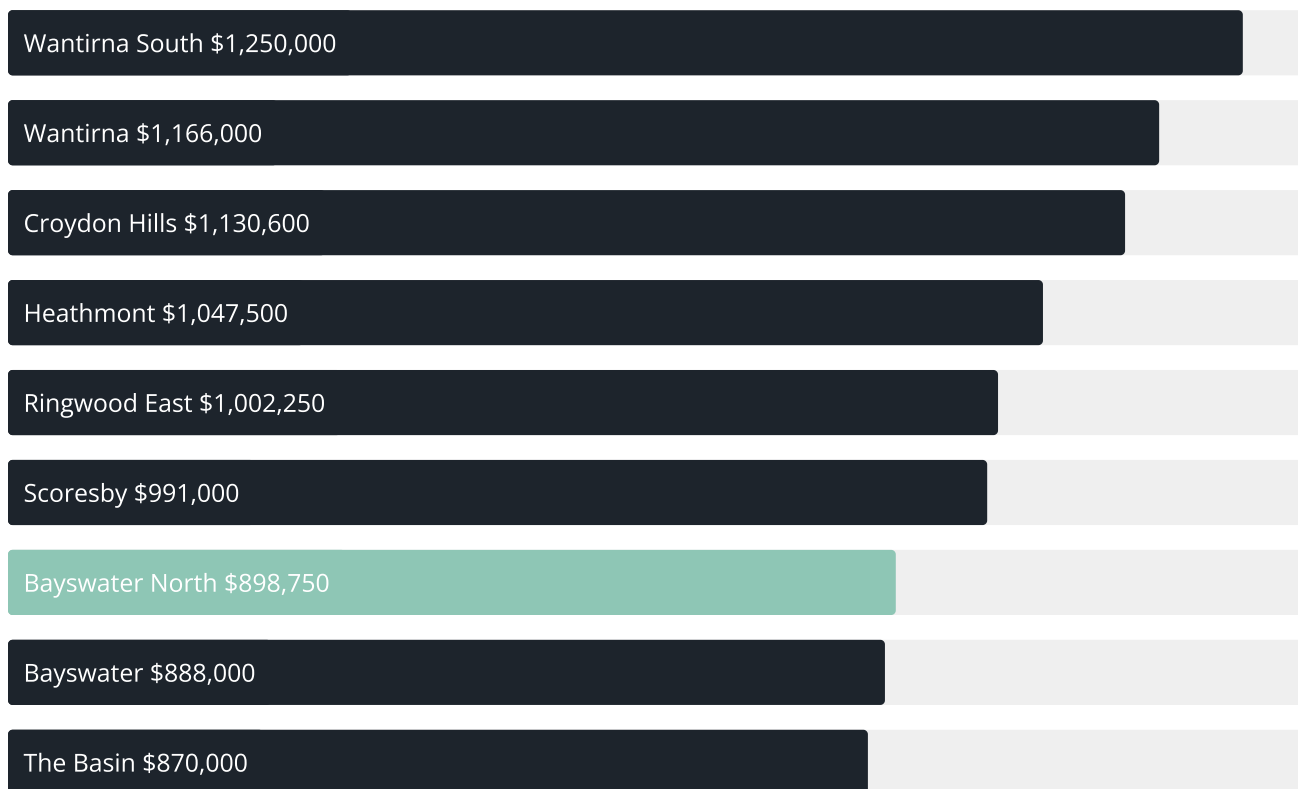
-1.36% ↓

Quarterly Price Change*



BAYSWATER NORTH SUBURB REPORT

Median House Sale Price^{*}



Median Unit Sale Price^{*}



BAYSWATER NORTH SUBURB REPORT

Sale Method*



Auction 25%
Private 75%

Auction Clearance Rate*

91.67%

Median Days on Market^

24 days

Average Hold Period*

6.7 years

Dwelling Type^



Houses 80% Units 20%

Ownership^



Owned Outright 30% Mortgaged 49% Rented 21%

Population^

9,014

Median Asking Rent per week*

\$600

Population Growth^

2.56%

Rental Yield*

3.55%

Median Age^











38 years

Median Household Size^











2.5 people

BAYSWATER NORTH SUBURB REPORT











Discover a snapshot of the most recent results for this suburb, to view the full 12 months of sales history, please go to jellisraig.com.au/suburbinsights

Address	Bedrooms	Type	Price	Sold
 1/20 Berry Rd Bayswater North	3	House	\$700,000	27 Sep 2025
 14 Glen Park Rd Bayswater North	3	House	\$950,000	20 Sep 2025
 2/12 Tintern Av Bayswater North	3	Unit	\$772,000	18 Sep 2025
 19/12-14 Hamilton Rd Bayswater North	2	Unit	\$621,500	14 Sep 2025
 16/25-29 Glen Park Rd BAYSWATER NORTH	2	Unit	\$595,000	13 Sep 2025
 32 Huntingdon Av Bayswater North	3	House	\$945,000	09 Sep 2025
 20 Keswick Cr Bayswater North	3	House	\$910,000	08 Sep 2025
 14 Winchester Dr Bayswater North	3	House	\$910,000	06 Sep 2025
 35 Illawara Cr Bayswater North	3	House	\$971,000	06 Sep 2025
 185a Bayswater Rd Bayswater North	3	Townhouse	\$785,000	05 Sep 2025

BAYSWATER NORTH SUBURB REPORT

Address	Bedrooms	Type	Price	Sold
 1 Branch Rd Bayswater North	3	House	\$680,000	04 Sep 2025
 318 Canterbury Rd Bayswater North	3	Unit	\$695,000	31 Aug 2025
 4 Considine Ct Bayswater North	4	House	\$1,190,000	30 Aug 2025
 27/241 Canterbury Rd Bayswater North	2	Unit	\$510,500	29 Aug 2025
 7/12-14 Hamilton Rd Bayswater North	2	Unit	\$585,750	28 Aug 2025
 2 Winchester Dr Bayswater North	4	House	\$910,500	25 Aug 2025
 34 Jennifer Cr Bayswater North	4	House	\$1,155,000	23 Aug 2025
 4/68 Bayview Rise Bayswater North	3	Townhouse	\$815,000	23 Aug 2025
 1/247 Canterbury Rd Bayswater North	3	Townhouse	\$801,000	23 Aug 2025
 6/37 Elmhurst Rd Bayswater North	3	Unit	\$775,000	18 Aug 2025

BAYSWATER NORTH SUBURB REPORT

Address	Bedrooms	Type	Price	Sold
 2/189 Bayswater Rd Bayswater North	2	House	\$495,000	09 Aug 2025
 5 Laura Ct Bayswater North	3	House	\$906,000	08 Aug 2025
 104 Allambanan Dr Bayswater North	3	House	\$838,000	30 Jul 2025
 13 Tiverton Ct Bayswater North	3	House	\$868,000	28 Jul 2025
 2/24 Elmhurst Rd Bayswater North	2	Unit	\$720,000	28 Jul 2025
 2/12-14 Hamilton Rd Bayswater North	2	Unit	\$650,000	25 Jul 2025
 4/191 Bayswater Rd Bayswater North	3	Strata Unit/Flat	\$830,000	23 Jul 2025
 3/14 White Av Bayswater North	4	Townhouse	\$840,000	19 Jul 2025
 6 Stafford Ct Bayswater North	3	House	\$895,000	15 Jul 2025
 1/27 Elmhurst Rd BAYSWATER NORTH	3	Unit	\$663,000	15 Jul 2025



Ringwood Office
90 Maroondah Hwy, Ringwood
03 9870 6211

jellisraig.com.au

Data is current as of PDF generation date 01/10/2025

* Updated Quarterly for the past 12 months

^ Updated daily for the past quarter

~ Updated daily: 33 recent results.

This publication contains data, analytics, statistics and other information supplied by PROPERTYDATAONLINE PTY LTD (PropertyData). The data provided in this publication is of a general nature and should not be construed as specific advice or relied upon in lieu of appropriate professional advice.

PropertyData relies upon data supplied by third parties and while the data is checked and reviewed, PropertyData does not warrant the accuracy or completeness of the information to the full extent permitted by the law and excludes all loss or damage howsoever arising (including through negligence) in connection with the data supplied by PropertyData. The State of Victoria owns the copyright in the Property Sales Data and reproduction of that data in any way without the consent of the State of Victoria will constitute a breach of the Copyright Act 1968 (cth). The State of Victoria does not warrant the accuracy or completeness of the Property Sales Data and any person using or relying upon such information does so on the basis that the State of Victoria accepts no responsibility or liability whatsoever for any errors, faults, defects or omissions in the information supplied.