

Suburb Report

Know your neighbourhood.



Property Prices

Median House Price*

Median

\$630k

Quarterly Price Change

-1.56% ↓

Median Unit Price*

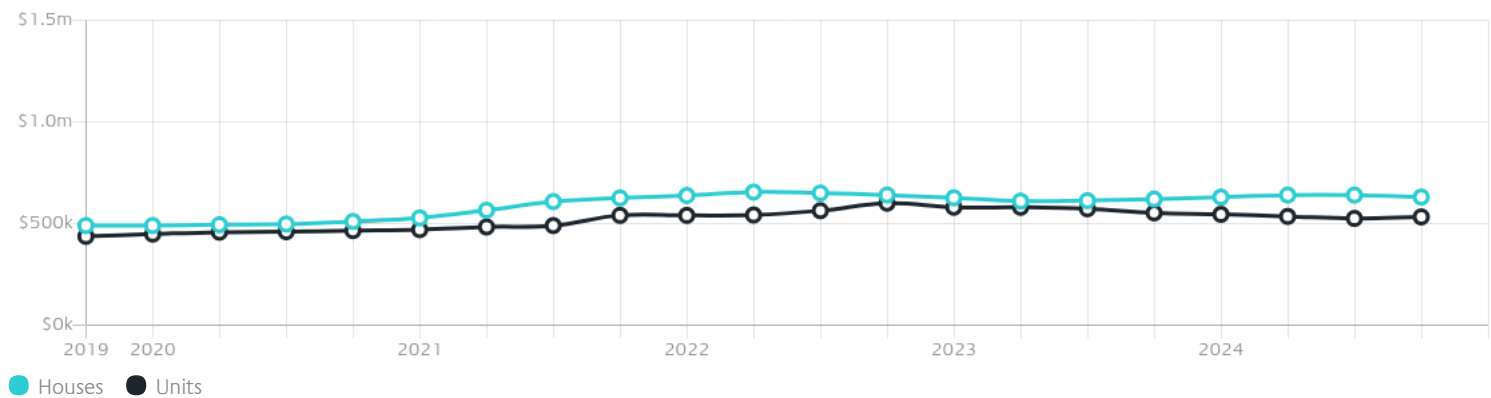
Median

\$533k

Quarterly Price Change

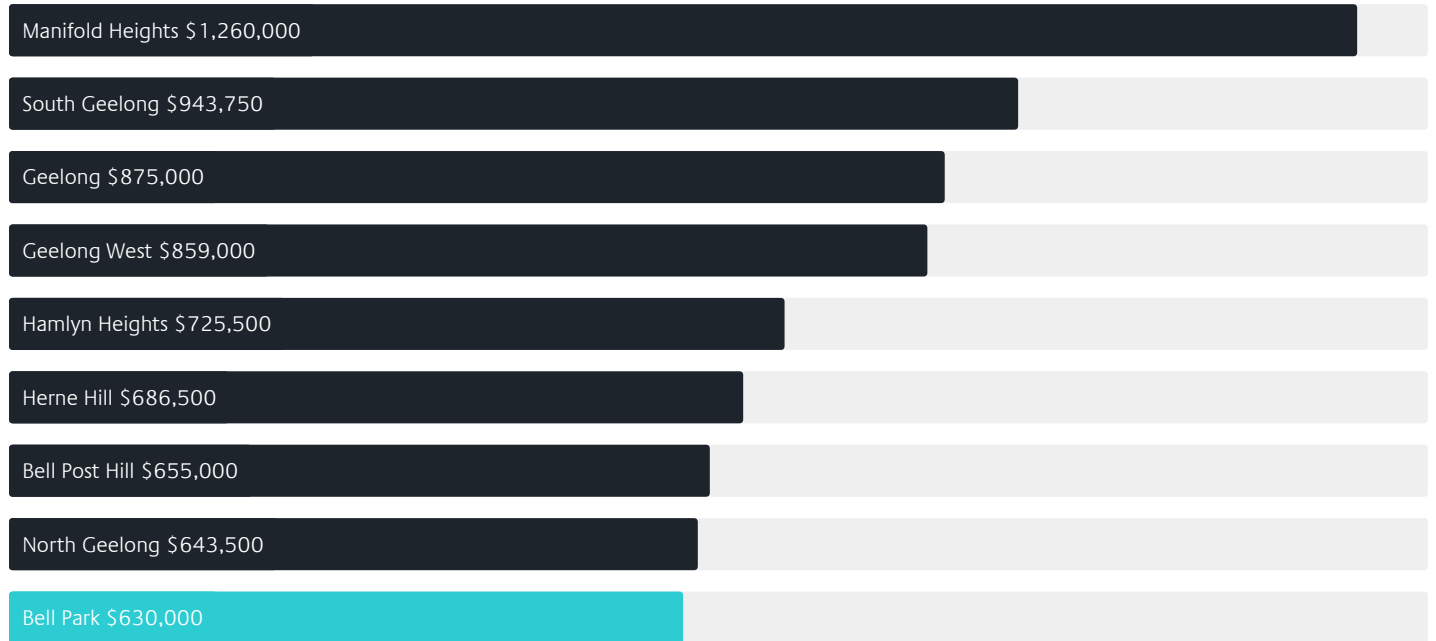
1.42% ↑

Quarterly Price Change*




Surrounding Suburbs

Median House Sale Price*



Median Unit Sale Price*



Sales Snapshot

Sale Method^{*}



● Auction 5%
● Private 95%

Auction Clearance Rate^{*}

100%

Median Days on Market[^]

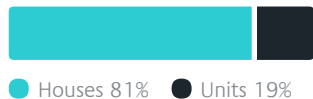
36 days

Average Hold Period^{*}

6.8 years

Insights

Dwelling Type[^]



● Houses 81% ● Units 19%

Ownership[^]



● Owned Outright 46% ● Mortgaged 28% ● Rented 26%

Population[^]

5,602

Median Asking Rent per week^{*}

\$470

Median Age[^]

41 years

Rental Yield^{*}













3.81%

Median Household Size[^]













2.2 people

Sold Properties~













Discover a snapshot of the most recent results for this suburb, to view the full 12 months of sales history, please go to jellisraig.com.au/suburbinsights

Address	Bedrooms	Type	Price	Sold
 15 Karlovac Ct Bell Park	3	House	\$620,000	21 Mar 2025
 2/116 Anakie Rd Bell Park	3	House	\$422,000	13 Mar 2025
 1/180 Separation St Bell Park	3	Townhouse	\$700,000	05 Mar 2025
 17 Elsie St Bell Park	4	House	\$816,000	21 Feb 2025
 57 Thorburn St Bell Park	4	House	\$535,000	21 Feb 2025
 1 Milan St Bell Park	2	House	\$512,500	20 Feb 2025
 27 Barton St Bell Park	3	House	\$550,000	19 Feb 2025
 2/36 Alicia St Bell Park	2	Flat/Unit/Apartment	\$500,000	11 Feb 2025
 15 Carissa Mews Bell Park	3	House	\$800,000	11 Feb 2025
 1/35 Maple Cr Bell Park	3	House	\$600,000	08 Feb 2025
 15 Vistula Av Bell Park	3	House	\$640,000	07 Feb 2025
 2 Rosa Ct Bell Park	4	House	\$832,000	04 Feb 2025

Sold Properties~

Address	Bedrooms	Type	Price	Sold
 2/4 Karlovac Ct Bell Park	2	Flat/Unit/Apartment	\$325,000	01 Feb 2025
 20 Anakie Rd Bell Park	3	House	\$555,000	31 Jan 2025
 1/136 Separation St Bell Park	3	Unit	\$470,000	28 Jan 2025
 189 Thompson Rd Bell Park	3	House	\$510,000	24 Jan 2025
 12a Levoca Ct Bell Park	3	House	\$725,000	21 Jan 2025
 1 Dural Ct Bell Park	6	House	\$765,000	16 Jan 2025
 48 McClelland St Bell Park	3	House	\$600,000	10 Jan 2025
 15 Malcolm St Bell Park	3	House	\$525,000	13 Dec 2024
 1b Tallinn St Bell Park	2	House	\$487,000	05 Dec 2024
 2/17 Hughes St Bell Park	3	Unit	\$615,000	05 Dec 2024
 11 Libau Av Bell Park	2	House	\$544,000	02 Dec 2024
 20 Hammersley Rd Bell Park	3	House	\$650,000	02 Dec 2024

Sold Properties~

Address	Bedrooms	Type	Price	Sold
 150 Separation St Bell Park	3	House	\$661,500	26 Nov 2024
 15 Nicholson Cr Bell Park	5	House	\$860,000	26 Nov 2024
 19 Ralph Ct Bell Park	4	House	\$740,000	18 Nov 2024
 12b Levoca Ct Bell Park	3	Townhouse	\$727,500	18 Nov 2024
 50 Deakin St Bell Park	2	House	\$500,000	16 Nov 2024
 2/5 Mcclelland St Bell Park	3	Townhouse	\$540,000	13 Nov 2024
 131 Ballarat Rd Bell Park	3	House	\$700,000	08 Nov 2024
 16 Roma St Bell Park	3	House	\$403,125	07 Nov 2024
 168 Separation St Bell Park	2	House	\$495,000	04 Nov 2024
 16 Hillside Ct Bell Park	3	House	\$615,000	30 Oct 2024
 49 Curtin St Bell Park	3	House	\$657,000	25 Oct 2024
 57 Libau Av Bell Park	2	House	\$530,000	25 Oct 2024



Geelong Office
205 Pakington Street, Geelong West
(03) 5222 7772

jelliscraig.com.au

Data is current as of PDF generation date 01/04/2025

* Updated Quarterly for the past 12 months

^ Updated daily for the past quarter

~ Updated daily: 33 recent results.

This publication contains data, analytics, statistics and other information supplied by PROPERTYDATAONLINE PTY LTD (PropertyData). The data provided in this publication is of a general nature and should not be construed as specific advice or relied upon in lieu of appropriate professional advice.

PropertyData relies upon data supplied by third parties and while the data is checked and reviewed, PropertyData does not warrant the accuracy or completeness of the information to the full extent permitted by the law and excludes all loss or damage howsoever arising (including through negligence) in connection with the data supplied by PropertyData. The State of Victoria owns the copyright in the Property Sales Data and reproduction of that data in any way without the consent of the State of Victoria will constitute a breach of the Copyright Act 1968 (cth). The State of Victoria does not warrant the accuracy or completeness of the Property Sales Data and any person using or relying upon such information does so on the basis that the State of Victoria accepts no responsibility or liability whatsoever for any errors, faults, defects or omissions in the information supplied.