

Suburb **INSIGHTS**

3215
BELL PARK



Data that shapes your suburb.

**Jellis
Craig**

Property Prices

Median House Price*

Median

\$643k

Quarterly Price Change

0.39% ↑

Median Unit Price*

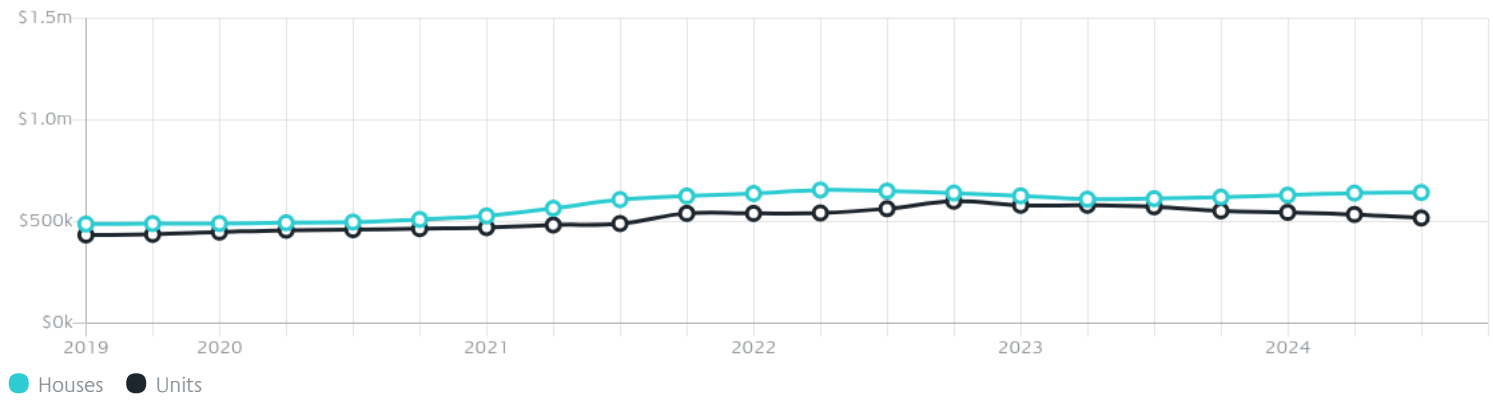
Median

\$518k

Quarterly Price Change

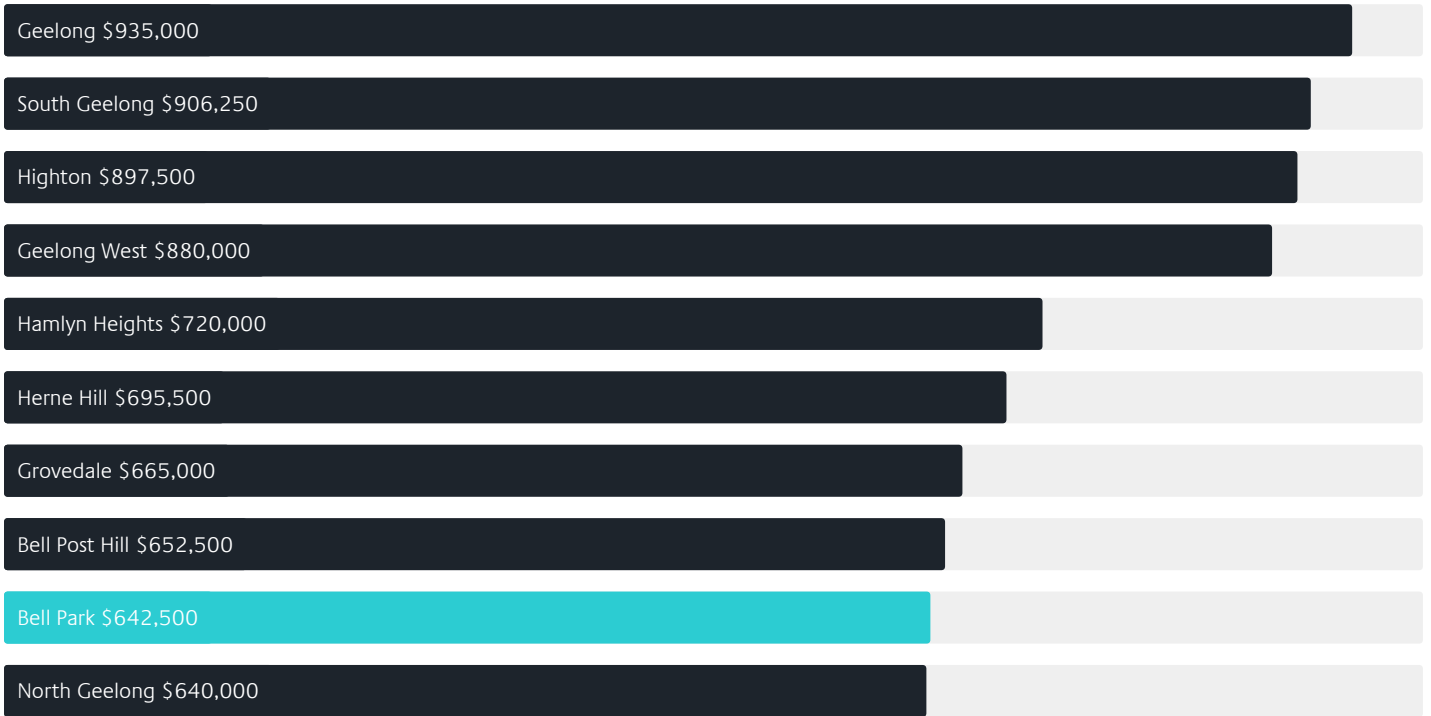
-3.27% ↓

Quarterly Price Change*




Surrounding Suburbs

Median House Sale Price*



Median Unit Sale Price*



Sales Snapshot

Sale Method^{*}



● Auction 14%
● Private 86%

Auction Clearance Rate^{*}

33.33%

Median Days on Market[^]

51 days

Average Hold Period^{*}

6.8 years

Insights

Dwelling Type[^]



● Houses 81% ● Units 19%

Ownership[^]



● Owned Outright 46% ● Mortgaged 28% ● Rented 26%

Population[^]

5,602

Median Asking Rent per week^{*}

\$470

Median Age[^]

41 years

Rental Yield^{*}













3.81%

Median Household Size[^]













2.2 people

Sold Properties~













Discover a snapshot of the most recent results for this suburb, to view the full 12 months of sales history, please go to jellisraig.com.au/suburbinsights

Address	Bedrooms	Type	Price	Sold
 12b Levoca Ct Bell Park	3	House	\$727,500	18 Nov 2024
 2/5 Mcclelland St Bell Park	3	Townhouse	\$540,000	13 Nov 2024
 131 Ballarat Rd Bell Park	3	House	\$700,000	08 Nov 2024
 168 Separation St Bell Park	2	House	\$495,000	04 Nov 2024
 16 Hillside Ct Bell Park	3	House	\$615,000	30 Oct 2024
 57 Libau Av Bell Park	2	House	\$530,000	25 Oct 2024
 54 Mcclelland St Bell Park	3	House	\$615,000	22 Oct 2024
 1 Curtin St Bell Park	3	House	\$642,000	19 Oct 2024
 25b Deakin St Bell Park	2	Flat/Unit/Apartment	\$555,000	18 Oct 2024
 1/16 Elsie St Bell Park	3	House	\$528,000	11 Oct 2024
 1/8 Elsie St Bell Park	3	Townhouse	\$560,000	10 Oct 2024
 153 Thompson Rd Bell Park	2	House	\$507,000	09 Oct 2024

Sold Properties~

Address	Bedrooms	Type	Price	Sold
 40 Hammersley Rd Bell Park	4	House	\$720,000	07 Oct 2024
 45 Shannahan Dr Bell Park	3	House	\$750,000	29 Sep 2024
 57 Vistula Av Bell Park	3	House	\$530,000	25 Sep 2024
 2 Stella Ct Bell Park	3	House	\$700,000	17 Sep 2024
 2 Levoca Ct Bell Park	3	House	\$715,000	16 Sep 2024
 16 Levoca Ct Bell Park	3	Townhouse	\$743,500	05 Sep 2024
 1/38 Anakie Rd Bell Park	2	Unit	\$425,000	04 Sep 2024
 4/45-47 Bruce St Bell Park	2	Unit	\$480,000	28 Aug 2024
 191 Separation St Bell Park	3	House	\$492,000	19 Aug 2024
 5 Devlin Ct Bell Park	3	House	\$620,000	14 Aug 2024
 2/44 Yaraan St Bell Park	3	Unit	\$665,000	10 Aug 2024
 25 Furner Av Bell Park	2	House	\$553,000	09 Aug 2024

Sold Properties~

Address	Bedrooms	Type	Price	Sold
 5 Ozone Cr Bell Park	3	House	\$610,000	09 Aug 2024
 2/61 McClelland St Bell Park	2	Unit	\$485,000	08 Aug 2024
 149 Separation St Bell Park	3	House	\$700,000	08 Aug 2024
 69 Thorburn St Bell Park	4	House	\$542,000	08 Aug 2024
 2/5 Alvena Ct Bell Park	2	Flat/Unit/Apartment	\$485,000	07 Aug 2024
 13 Carissa Mews Bell Park	3	House	\$781,000	30 Jul 2024
 6 Banfield St Bell Park	3	House	\$555,000	20 Jul 2024
 13a Almana St Bell Park	3	House	\$537,000	17 Jul 2024
 1c Jasmine St Bell Park	3	Unit	\$575,000	15 Jul 2024
 24 Maple Cr Bell Park	3	House	\$605,000	12 Jul 2024
 1/5 Alvena Ct Bell Park	2	Unit	\$507,000	10 Jul 2024
 32 Milton St Bell Park	2	House	\$505,000	08 Jul 2024

Jellis Craig

Geelong Office
205 Pakington Street, Geelong West
(03) 5222 7772

jelliscraig.com.au

Data is current as of PDF generation date 01/12/2024

* Updated Quarterly for the past 12 months

^ Updated daily for the past quarter

~ Updated daily: 33 recent results.

This publication contains data, analytics, statistics and other information supplied by PROPERTYDATAONLINE PTY LTD (PropertyData). The data provided in this publication is of a general nature and should not be construed as specific advice or relied upon in lieu of appropriate professional advice.

PropertyData relies upon data supplied by third parties and while the data is checked and reviewed, PropertyData does not warrant the accuracy or completeness of the information to the full extent permitted by the law and excludes all loss or damage howsoever arising (including through negligence) in connection with the data supplied by PropertyData. The State of Victoria owns the copyright in the Property Sales Data and reproduction of that data in any way without the consent of the State of Victoria will constitute a breach of the Copyright Act 1968 (cth). The State of Victoria does not warrant the accuracy or completeness of the Property Sales Data and any person using or relying upon such information does so on the basis that the State of Victoria accepts no responsibility or liability whatsoever for any errors, faults, defects or omissions in the information supplied.