

# *Suburb Report*

Know your neighbourhood.



# Property Prices

## Median House Price\*

Median

**\$630k**

Quarterly Price Change

**-1.56% ↓**

## Median Unit Price\*

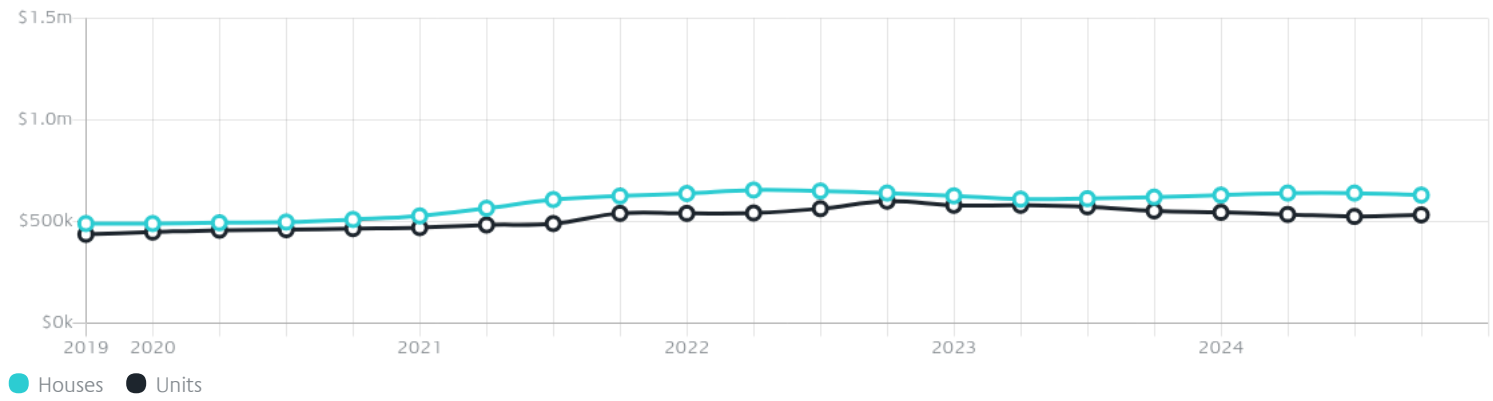
Median

**\$533k**

Quarterly Price Change

**1.42% ↑**

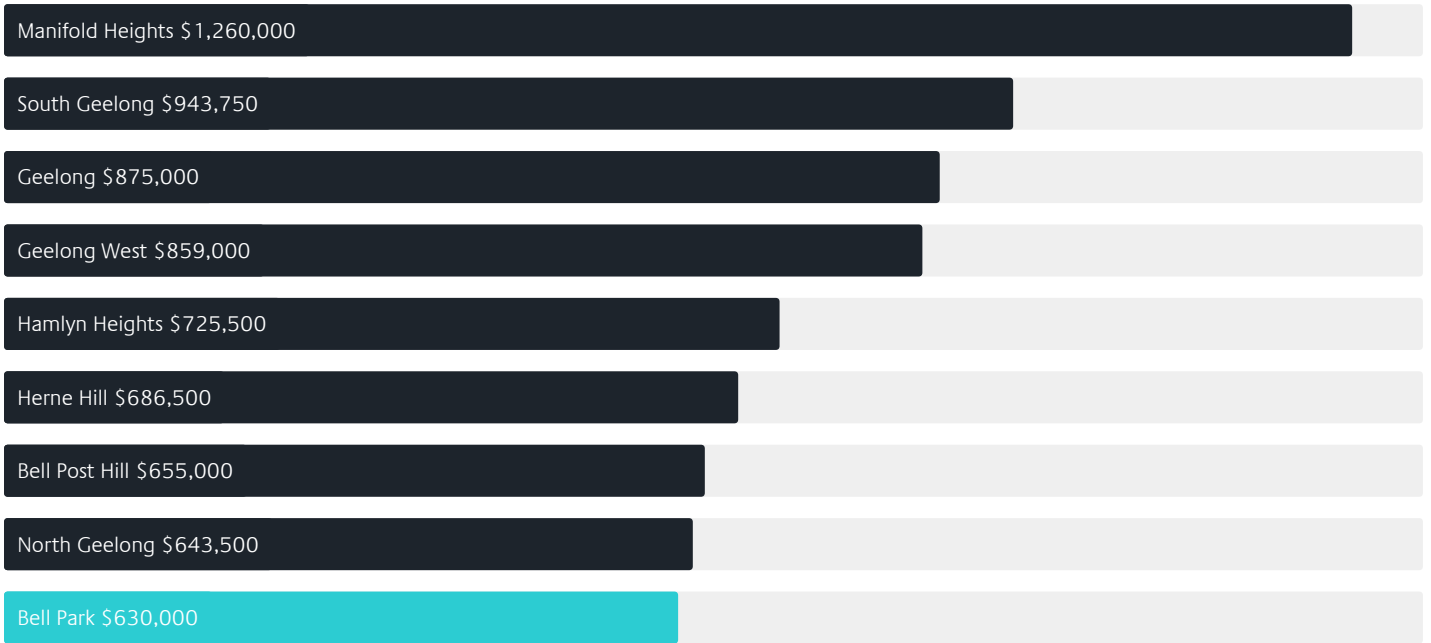
## Quarterly Price Change\*




# Surrounding Suburbs

---

## Median House Sale Price\*



## Median Unit Sale Price\*



# Sales Snapshot

---

## Sale Method<sup>\*</sup>



● Auction 6%  
● Private 94%

## Median Days on Market<sup>^</sup>

30 days

---

## Average Hold Period<sup>\*</sup>

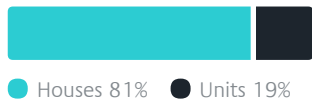
6.8 years

---

# Insights

---

## Dwelling Type<sup>^</sup>



● Houses 81% ● Units 19%

## Ownership<sup>^</sup>



● Owned Outright 46% ● Mortgaged 28% ● Rented 26%

## Population<sup>^</sup>

5,602

---

## Median Asking Rent per week<sup>\*</sup>

\$470

---

## Median Age<sup>^</sup>

41 years

---

## Rental Yield<sup>\*</sup>

3.81%

---













## Median Household Size<sup>^</sup>

2.2 people













---

# Sold Properties~













Discover a snapshot of the most recent results for this suburb, to view the full 12 months of sales history, please go to [jellisraig.com.au/suburbinsights](http://jellisraig.com.au/suburbinsights)

Address	Bedrooms	Type	Price	Sold
 15 Malcolm St Bell Park	3	House	\$525,000	13 Dec 2024
 1b Tallinn St Bell Park	2	House	\$487,000	05 Dec 2024
 11 Libau Av Bell Park	2	House	\$544,000	02 Dec 2024
 19 Ralph Ct Bell Park	4	House	\$740,000	18 Nov 2024
 12b Levoca Ct Bell Park	3	House	\$727,500	18 Nov 2024
 50 Deakin St Bell Park	2	House	\$500,000	16 Nov 2024
 2/5 Mcclelland St Bell Park	3	Townhouse	\$540,000	13 Nov 2024
 131 Ballarat Rd Bell Park	3	House	\$700,000	08 Nov 2024
 168 Separation St Bell Park	2	House	\$495,000	04 Nov 2024
 16 Hillside Ct Bell Park	3	House	\$615,000	30 Oct 2024
 49 Curtin St Bell Park	3	House	\$657,000	25 Oct 2024
 57 Libau Av Bell Park	2	House	\$530,000	25 Oct 2024

# Sold Properties~

Address	Bedrooms	Type	Price	Sold
 44b Shannahan Dr Bell Park	4	House	\$700,000	22 Oct 2024
 54 Mcclelland St Bell Park	3	House	\$610,000	22 Oct 2024
 1 Curtin St Bell Park	3	House	\$642,000	19 Oct 2024
 25b Deakin St Bell Park	2	Flat/Unit/Apartment	\$555,000	18 Oct 2024
 1/16 Elsie St Bell Park	3	House	\$528,000	11 Oct 2024
 39 Malcolm St Bell Park	3	House	\$611,000	11 Oct 2024
 1/8 Elsie St Bell Park	3	Townhouse	\$560,000	10 Oct 2024
 153 Thompson Rd Bell Park	2	House	\$507,000	09 Oct 2024
 40 Hammersley Rd Bell Park	4	House	\$720,000	07 Oct 2024
 1/211 Separation St BELL PARK	3	Flat/Unit/Apartment	\$430,000	05 Oct 2024
 45 Shannahan Dr Bell Park	3	House	\$750,000	29 Sep 2024
 57 Vistula Av Bell Park	3	House	\$530,000	25 Sep 2024

# Sold Properties~

Address	Bedrooms	Type	Price	Sold
 6 Yaraan St Bell Park	4	House	\$890,000	22 Sep 2024
 2 Stella Ct Bell Park	3	House	\$700,000	17 Sep 2024
 2 Levoca Ct Bell Park	3	House	\$715,000	16 Sep 2024
 16 Levoca Ct Bell Park	3	Townhouse	\$743,500	05 Sep 2024
 1/38 Anakie Rd Bell Park	2	Unit	\$425,000	04 Sep 2024
 4/45-47 Bruce St Bell Park	2	Unit	\$480,000	28 Aug 2024
 191 Separation St Bell Park	3	House	\$492,000	19 Aug 2024
 5 Devlin Ct Bell Park	3	House	\$620,000	14 Aug 2024
 2/44 Yaraan St Bell Park	3	Unit	\$665,000	10 Aug 2024
 25 Furner Av Bell Park	2	House	\$553,000	09 Aug 2024
 5 Ozone Cr Bell Park	3	House	\$610,000	09 Aug 2024
 2/61 McClelland St Bell Park	2	Unit	\$485,000	08 Aug 2024

# Jellis Craig

Geelong Office  
205 Pakington Street, Geelong West  
(03) 5222 7772

[jelliscraig.com.au](http://jelliscraig.com.au)

Data is current as of PDF generation date 20/01/2025

\* Updated Quarterly for the past 12 months

^ Updated daily for the past quarter

~ Updated daily: 33 recent results.

This publication contains data, analytics, statistics and other information supplied by PROPERTYDATAONLINE PTY LTD (PropertyData). The data provided in this publication is of a general nature and should not be construed as specific advice or relied upon in lieu of appropriate professional advice.

PropertyData relies upon data supplied by third parties and while the data is checked and reviewed, PropertyData does not warrant the accuracy or completeness of the information to the full extent permitted by the law and excludes all loss or damage howsoever arising (including through negligence) in connection with the data supplied by PropertyData. The State of Victoria owns the copyright in the Property Sales Data and reproduction of that data in any way without the consent of the State of Victoria will constitute a breach of the Copyright Act 1968 (cth). The State of Victoria does not warrant the accuracy or completeness of the Property Sales Data and any person using or relying upon such information does so on the basis that the State of Victoria accepts no responsibility or liability whatsoever for any errors, faults, defects or omissions in the information supplied.