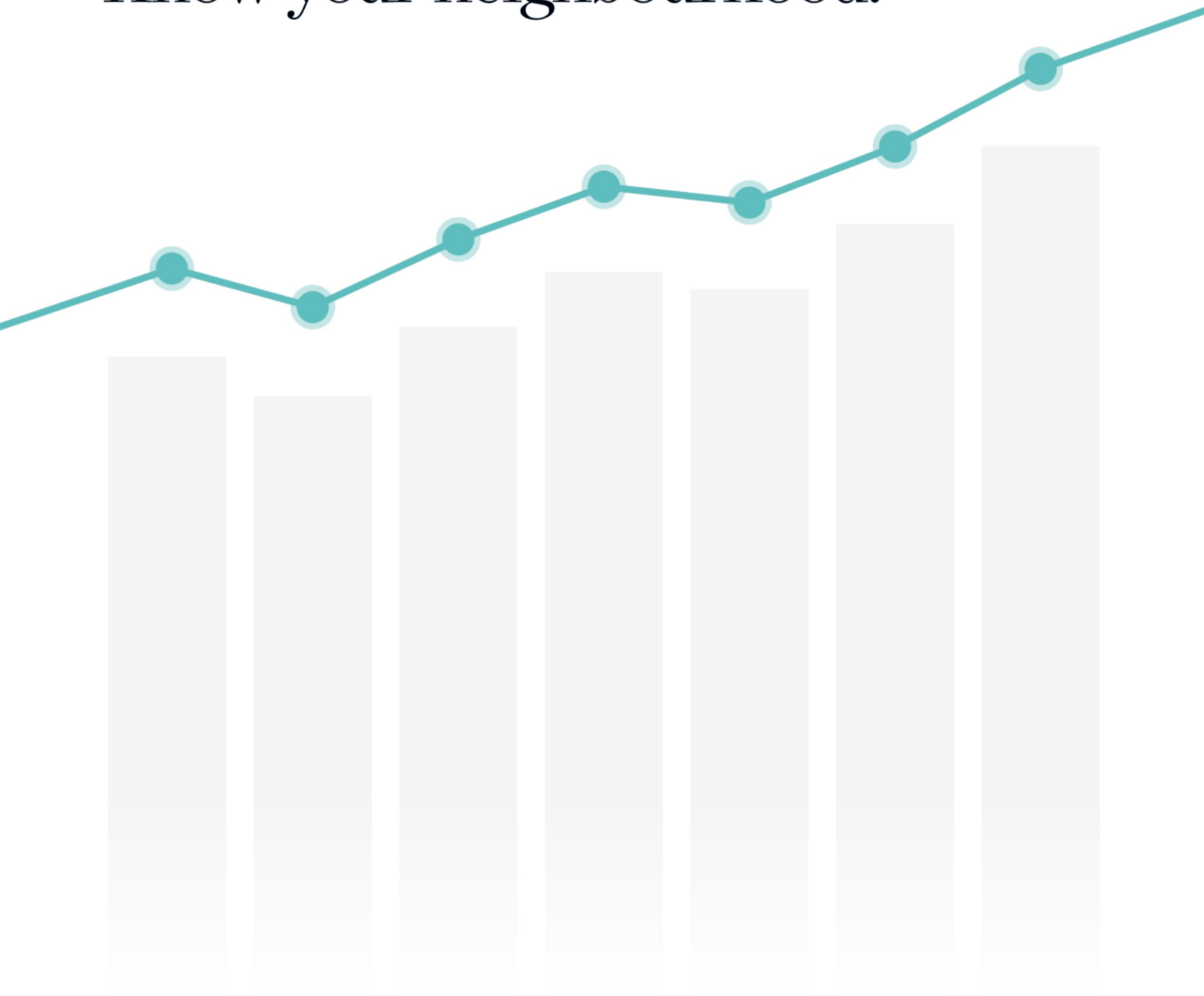


Suburb Report

Know your neighbourhood.



Property Prices

Median House Price*

Median

\$703k

Quarterly Price Change

1.81% ↑

Median Unit Price*

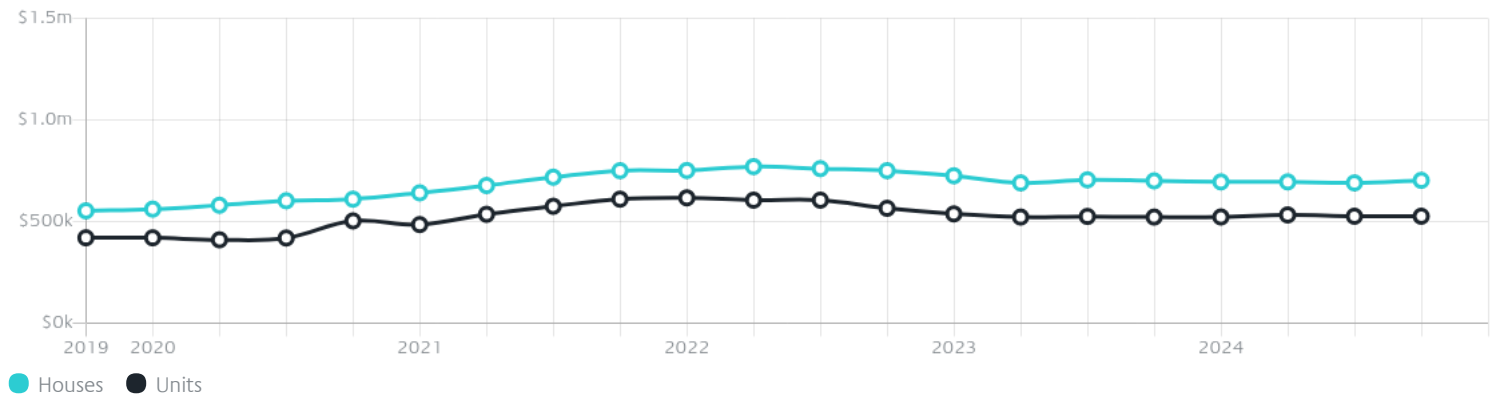
Median

\$526k

Quarterly Price Change

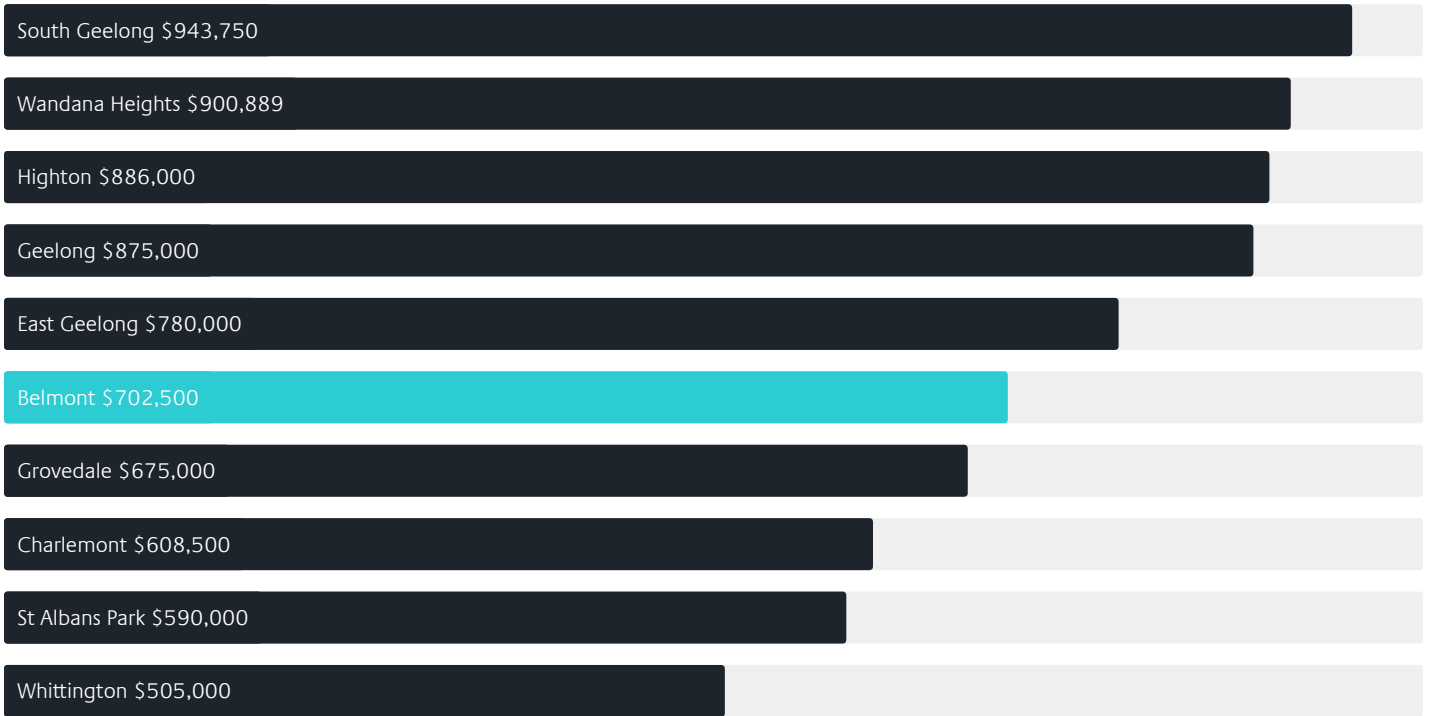
0.00% ↓

Quarterly Price Change*



Surrounding Suburbs

Median House Sale Price*



Median Unit Sale Price*



Sales Snapshot

Sale Method^{*}



● Auction 24%
● Private 76%

Auction Clearance Rate^{*}

62.5%

Median Days on Market[^]

35 days

Average Hold Period^{*}

7.6 years

Insights

Dwelling Type[^]



● Houses 78% ● Units 22%

Ownership[^]



● Owned Outright 35% ● Mortgaged 35% ● Rented 30%

Population[^]

15,066

Median Asking Rent per week^{*}

\$490

Median Age[^]

37 years

Rental Yield^{*}













3.74%

Median Household Size[^]













2.3 people

Sold Properties~













Discover a snapshot of the most recent results for this suburb, to view the full 12 months of sales history, please go to jellisraig.com.au/suburbinsights

Address	Bedrooms	Type	Price	Sold
 56 Kidman Av Belmont	3	House	\$610,000	15 Jan 2025
 7/221 Roslyn Rd Belmont	3	Unit	\$650,000	27 Dec 2024
 6 Fairbrae Av Belmont	3	House	\$1,400,000	16 Dec 2024
 11 Walpole Av Belmont	4	House	\$800,000	13 Dec 2024
 33 Rotherham St Belmont	3	House	\$810,000	09 Dec 2024
 89 Laura Av Belmont	3	House	\$685,000	09 Dec 2024
 10 Edith Ct Belmont	3	House	\$560,000	07 Dec 2024
 254 High St Belmont	4	Townhouse	\$699,000	06 Dec 2024
 21 Hereford Dr Belmont	3	House	\$770,000	06 Dec 2024
 3/38 Clarke Av Belmont	2	Unit	\$452,000	04 Dec 2024
 21/61 Bailey St Belmont	3	Unit	\$600,000	03 Dec 2024
 23 Highmont Dr Belmont	3	House	\$600,000	03 Dec 2024

Sold Properties~

Address	Bedrooms	Type	Price	Sold
 14b South St Belmont	3	House	\$750,000	28 Nov 2024
 51 Pavo St Belmont	4	House	\$930,000	28 Nov 2024
 13 Kinnon Av Belmont	3	House	\$610,000	26 Nov 2024
 17 Learmouth St Belmont	3	House	\$735,000	26 Nov 2024
 2/2 Uno St Belmont	1	Unit	\$435,000	25 Nov 2024
 19 Cambridge St Belmont	3	House	\$720,000	22 Nov 2024
 18 Cambra Rd Belmont	3	House	\$595,000	21 Nov 2024
 47 Mernda Pde Belmont	3	House	\$580,000	21 Nov 2024
 26 Evans St Belmont	3	House	\$612,000	19 Nov 2024
 1/42 Apex Av BELMONT	2	Unit	\$471,000	19 Nov 2024
 11 Riverview Tce Belmont	3	House	\$930,000	19 Nov 2024
 34 James St Belmont	4	House	\$540,000	18 Nov 2024

Sold Properties~

Address	Bedrooms	Type	Price	Sold
 38 Apex Av Belmont	2	House	\$609,000	16 Nov 2024
 8 / 156 Roslyn Rd Belmont	3	House	\$660,000	13 Nov 2024
 35 Mernda Pde Belmont	2	House	\$470,000	12 Nov 2024
 8b Roslyn Rd Belmont	3	Unit	\$750,000	11 Nov 2024
 19b South St Belmont	2	House	\$525,000	09 Nov 2024
 26 Seaview Pde Belmont	3	House	\$885,000	09 Nov 2024
 36 Bailey St BELMONT	3	House	\$500,000	09 Nov 2024
 1 / 6 Crows Rd Belmont	2	Flat / Unit / Apartment	\$505,000	09 Nov 2024
 22 Corio St Belmont	3	House	\$790,000	08 Nov 2024
 51 Marjorie Av BELMONT	4	House	\$830,000	08 Nov 2024
 2 / 25-27 Roslyn Rd Belmont	2	Unit	\$470,000	08 Nov 2024
 19 Tanunda Gr Belmont	3	House	\$740,000	08 Nov 2024

Jellis Craig

Geelong Office
205 Pakington Street, Geelong West
(03) 5222 7772

jelliscraig.com.au

Data is current as of PDF generation date 20/01/2025

* Updated Quarterly for the past 12 months

^ Updated daily for the past quarter

~ Updated daily: 33 recent results.

This publication contains data, analytics, statistics and other information supplied by PROPERTYDATAONLINE PTY LTD (PropertyData). The data provided in this publication is of a general nature and should not be construed as specific advice or relied upon in lieu of appropriate professional advice.

PropertyData relies upon data supplied by third parties and while the data is checked and reviewed, PropertyData does not warrant the accuracy or completeness of the information to the full extent permitted by the law and excludes all loss or damage howsoever arising (including through negligence) in connection with the data supplied by PropertyData. The State of Victoria owns the copyright in the Property Sales Data and reproduction of that data in any way without the consent of the State of Victoria will constitute a breach of the Copyright Act 1968 (cth). The State of Victoria does not warrant the accuracy or completeness of the Property Sales Data and any person using or relying upon such information does so on the basis that the State of Victoria accepts no responsibility or liability whatsoever for any errors, faults, defects or omissions in the information supplied.