

Suburb Report

Know your neighbourhood.



Property Prices

Median House Price*

Median

\$1.60m

Quarterly Price Change

-1.53% ↓

Median Unit Price*

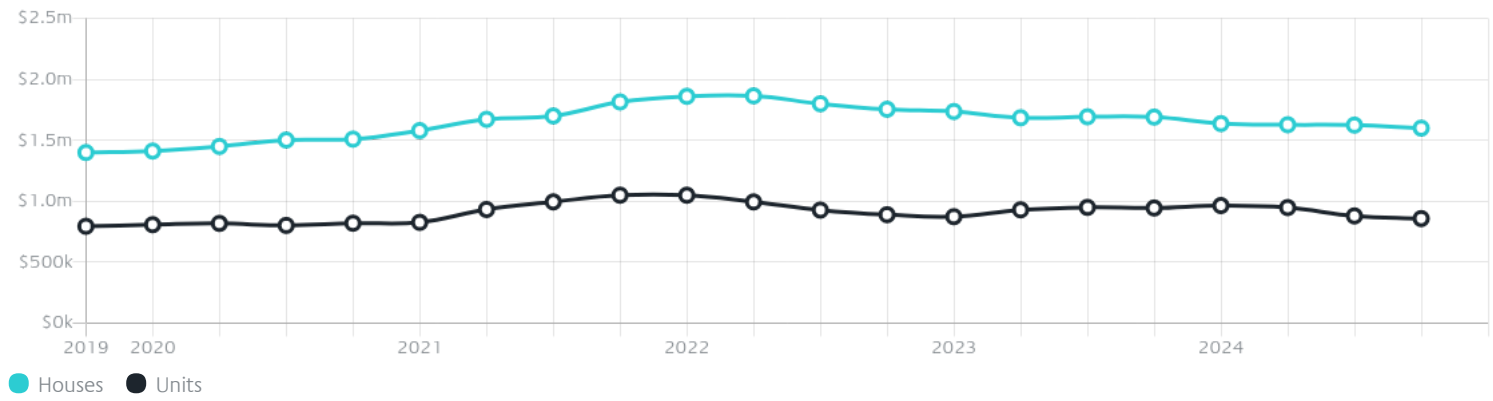
Median

\$858k

Quarterly Price Change

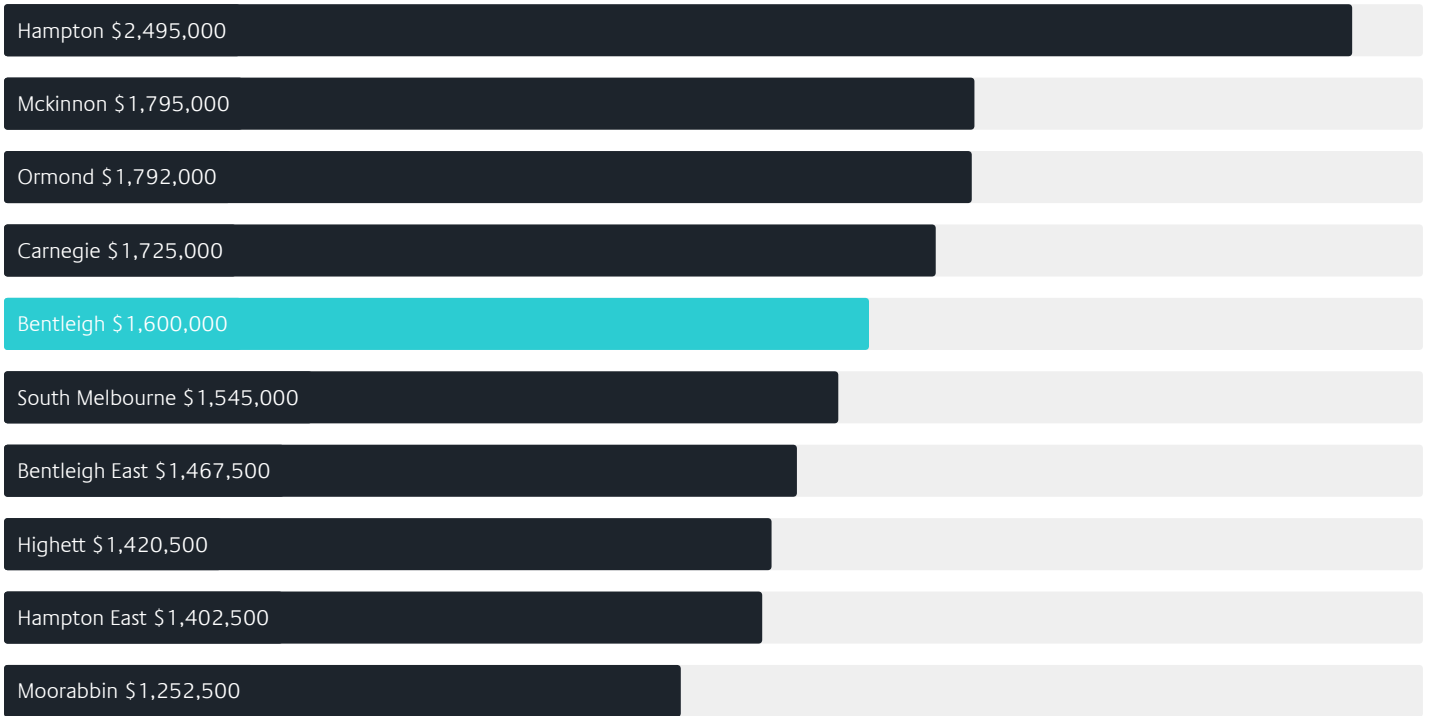
-2.50% ↓

Quarterly Price Change*

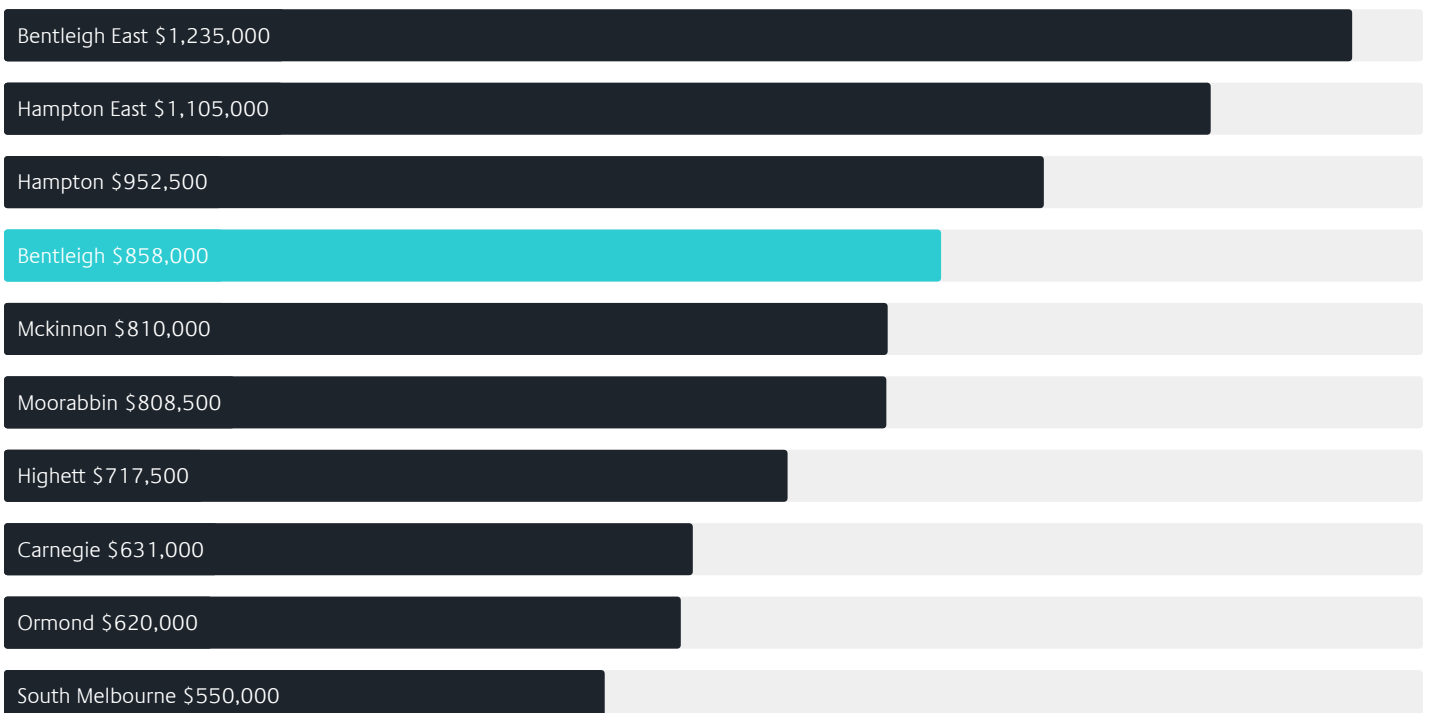


Surrounding Suburbs

Median House Sale Price*



Median Unit Sale Price*



Sales Snapshot

Sale Method^{*}



● Auction 65%
● Private 35%

Auction Clearance Rate^{*}

74.51%

Median Days on Market[^]

27 days

Average Hold Period^{*}

6.1 years

Insights

Dwelling Type[^]



● Houses 60% ● Units 40%

Ownership[^]



● Owned Outright 37% ● Mortgaged 38% ● Rented 25%

Population[^]

17,921

Median Asking Rent per week^{*}

\$795

Population Growth[^]

10.95%

Rental Yield^{*}

2.5%

Median Age[^]













39 years

Median Household Size[^]













2.6 people

Sold Properties~













Discover a snapshot of the most recent results for this suburb, to view the full 12 months of sales history, please go to jellisraig.com.au/suburbinsights

Address	Bedrooms	Type	Price	Sold
 3 Vunabere Av Bentleigh	4	House	\$1,919,000	06 Jan 2025
 204/29 Loranne St Bentleigh	3	Apartment	\$760,000	25 Dec 2024
 205/40 Mavho St Bentleigh	2	Apartment	\$549,500	15 Dec 2024
 1b Loranne St Bentleigh	3	Townhouse	\$1,720,000	14 Dec 2024
 17a Vunabere Av Bentleigh	4	Townhouse	\$1,550,000	07 Dec 2024
 8/22 Bent St Bentleigh	2	Apartment	\$670,000	05 Dec 2024
 7a Glenmer St Bentleigh	4	Townhouse	\$1,795,000	04 Dec 2024
 23b Atkinson St Bentleigh	4	House	\$1,705,000	30 Nov 2024
 2 Geel St Bentleigh	4	House	\$1,595,000	30 Nov 2024
 103/32 Mavho St Bentleigh	2	Apartment	\$573,000	27 Nov 2024
 13 North Av Bentleigh	2	House	\$1,495,000	23 Nov 2024
 3 Rosina St Bentleigh	3	House	\$1,460,000	22 Nov 2024

Sold Properties~

Address	Bedrooms	Type	Price	Sold
 6/148 Tucker Rd Bentleigh	2	Apartment	\$462,000	20 Nov 2024
 2/12 Vickery St Bentleigh	2	Unit	\$547,000	20 Nov 2024
 102/148 Tucker Rd Bentleigh	2	Strata Unit/Flat	\$462,000	20 Nov 2024
 208/3 Faulkner St Bentleigh	2	Apartment	\$610,000	16 Nov 2024
 9a Marriot Rd Bentleigh	4	Townhouse	\$1,690,000	14 Nov 2024
 2/11 Lawson St Bentleigh	2	Unit	\$950,000	13 Nov 2024
 2/15 Vickery St Bentleigh	2	Apartment	\$710,000	09 Nov 2024
 4 Paschal St Bentleigh	4	House	\$1,765,000	09 Nov 2024
 1/6 Faulkner St Bentleigh	3	House	\$1,060,000	09 Nov 2024
 96b Jasper Rd Bentleigh	4	Townhouse	\$1,988,000	09 Nov 2024
 10/28 Clairmont Av Bentleigh	3	Townhouse	\$962,500	08 Nov 2024
 24a Scotts St Bentleigh	4	Townhouse	\$2,150,000	05 Nov 2024

Sold Properties~

Address	Bedrooms	Type	Price	Sold
 107/29 Loranne St Bentleigh	2	Unit	\$570,000	02 Nov 2024
 3/10 Whitmuir Rd Bentleigh	3	Unit	\$1,125,000	31 Oct 2024
 4/48 Whitmuir Rd Bentleigh	2	Unit	\$605,000	31 Oct 2024
 4/48b Whitmuir Rd Bentleigh	2	Strata Unit/Flat	\$605,000	31 Oct 2024
 204/39 Mavho St Bentleigh	2	Apartment	\$480,000	29 Oct 2024
 10/39 Mavho St Bentleigh	2	Apartment	\$622,555	29 Oct 2024
 101/27 Bent St Bentleigh	2	Apartment	\$520,000	28 Oct 2024
 6/17 Loranne St Bentleigh	3	Strata Unit/Flat	\$945,000	28 Oct 2024
 15b Buckingham Av Bentleigh	2	Unit	\$808,000	28 Oct 2024
 207/29 Loranne St Bentleigh	2	Apartment	\$569,000	26 Oct 2024
 1/14 South Av Bentleigh	2	Apartment	\$681,000	26 Oct 2024
 4a Cushing Av Bentleigh	4	Townhouse	\$1,630,000	26 Oct 2024

Jellis Craig

Bentleigh Office
Level 1, 277 - 279 Centre Road, Bentleigh
03 9593 4500

jelliscraig.com.au

Data is current as of PDF generation date 20/01/2025

* Updated Quarterly for the past 12 months

^ Updated daily for the past quarter

~ Updated daily: 33 recent results.

This publication contains data, analytics, statistics and other information supplied by PROPERTYDATAONLINE PTY LTD (PropertyData). The data provided in this publication is of a general nature and should not be construed as specific advice or relied upon in lieu of appropriate professional advice.

PropertyData relies upon data supplied by third parties and while the data is checked and reviewed, PropertyData does not warrant the accuracy or completeness of the information to the full extent permitted by the law and excludes all loss or damage howsoever arising (including through negligence) in connection with the data supplied by PropertyData. The State of Victoria owns the copyright in the Property Sales Data and reproduction of that data in any way without the consent of the State of Victoria will constitute a breach of the Copyright Act 1968 (cth). The State of Victoria does not warrant the accuracy or completeness of the Property Sales Data and any person using or relying upon such information does so on the basis that the State of Victoria accepts no responsibility or liability whatsoever for any errors, faults, defects or omissions in the information supplied.