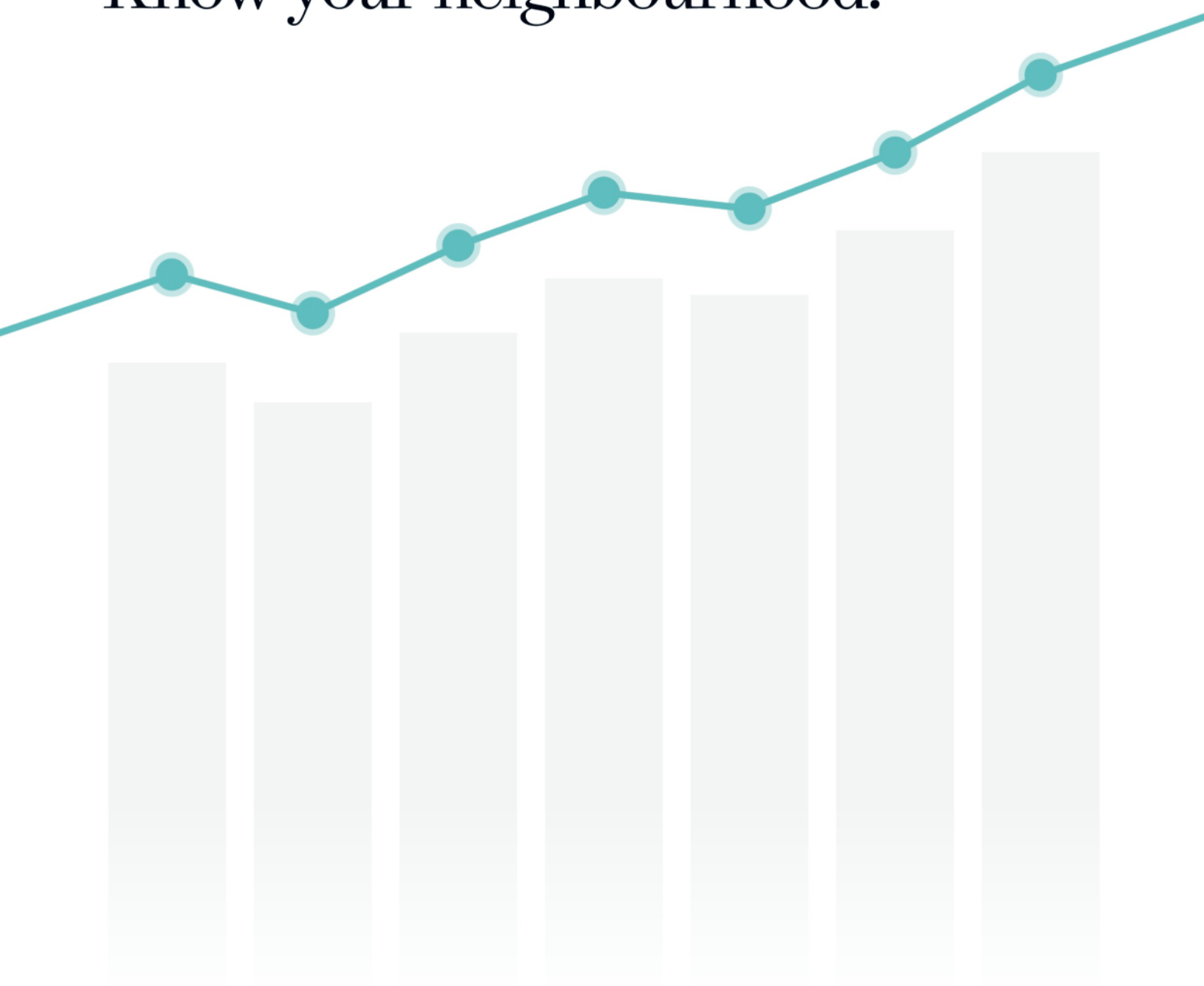


Suburb Report

Know your neighbourhood.



Property Prices

Median House Price*

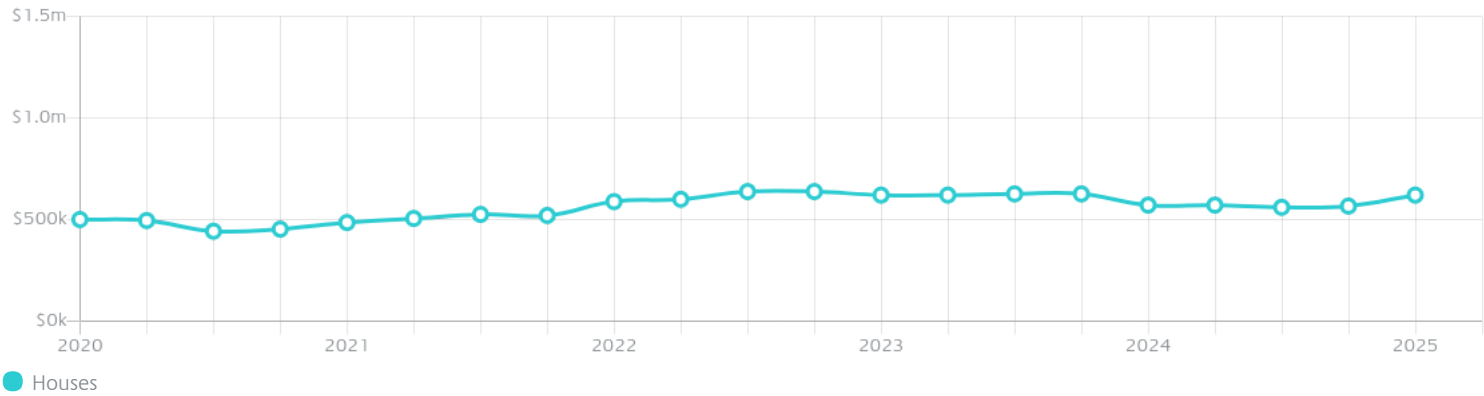
Median

\$620k

Quarterly Price Change

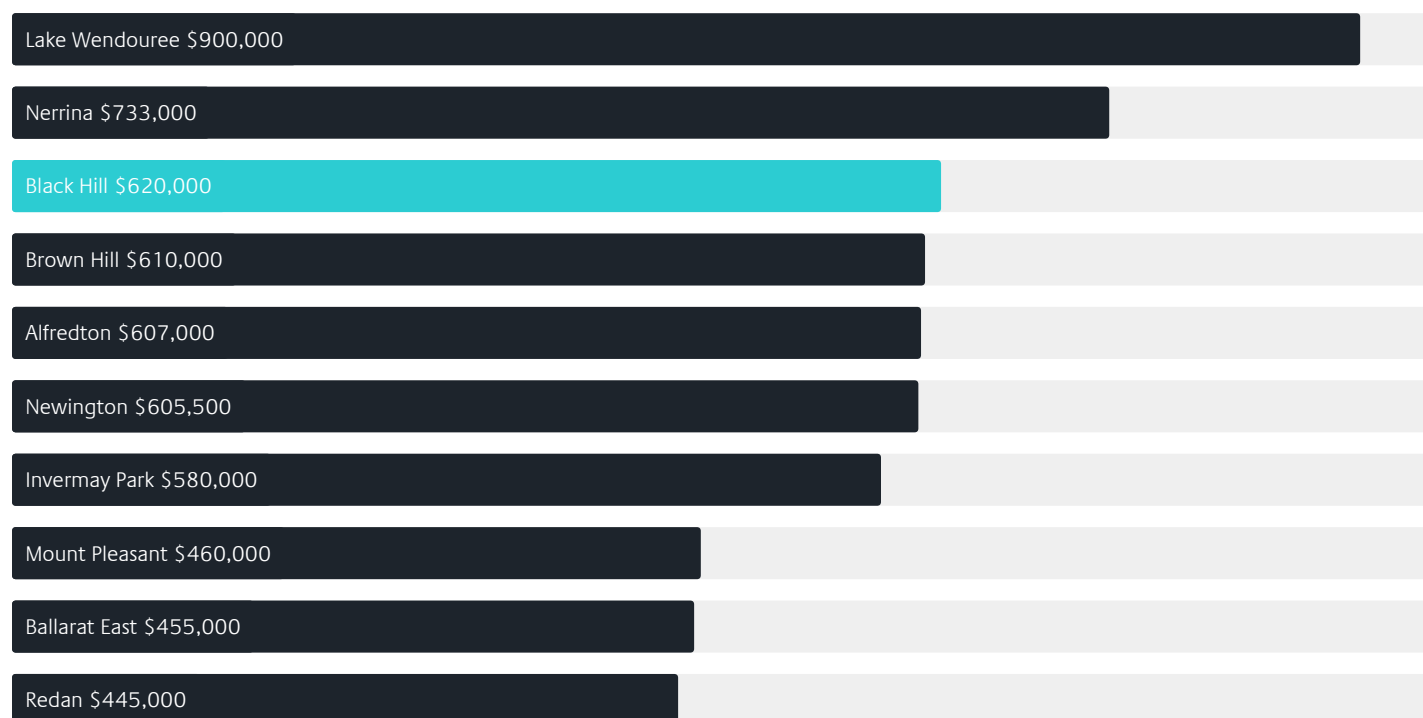
9.54% ↑

Quarterly Price Change*



Surrounding Suburbs

Median House Sale Price*



Median Unit Sale Price*



Sales Snapshot

Sale Method*



● Auction 15%
● Private 85%

Auction Clearance Rate*

50%

Median Days on Market^

52 days

Average Hold Period*

6.6 years

Insights

Dwelling Type^



● Houses 84% ● Units 16%

Ownership^



● Owned Outright 35% ● Mortgaged 33% ● Rented 32%

Population^

2,124

Median Asking Rent per week*

\$410

Population Growth^

-0.09%

Rental Yield*

3.65%

Median Age^













40 years

Median Household Size^













2.2 people

Sold Properties~













Discover a snapshot of the most recent results for this suburb, to view the full 12 months of sales history, please go to jellisraig.com.au/suburbinsights

Address	Bedrooms	Type	Price	Sold
 108 Sim St Black Hill	4	House	\$490,000	30 May 2025
 2a Napier St Black Hill	3	House	\$500,000	24 May 2025
 320 Nicholson St Black Hill	4	House	\$570,000	14 May 2025
 12/10 Simpson St Black Hill	1	House	\$241,600	13 May 2025
 2/420 Nicholson St Black Hill	2	Townhouse	\$435,000	02 May 2025
 510 Chisholm St Black Hill	4	House	\$412,500	30 Apr 2025
 1/614a Nicholson St Black Hill	3	Unit	\$450,000	24 Apr 2025
 7 Napier St Black Hill	4	House	\$935,000	23 Apr 2025
 2/43 Sweeney St Black Hill	2	Townhouse	\$400,000	22 Apr 2025
 3 Maddern St Black Hill	3	House	\$450,000	15 Apr 2025
 37 Rowe St Black Hill	3	House	\$360,000	01 Apr 2025
 113 Sim St BLACK HILL	5	House	\$638,700	31 Mar 2025

Sold Properties~

Address	Bedrooms	Type	Price	Sold
 4/414a Nicholson St Black Hill	3	Townhouse	\$485,000	25 Mar 2025
 3/604 Havelock St Black Hill	2	House	\$376,000	24 Mar 2025
 62 Rowe St Black Hill	3	House	\$540,000	14 Mar 2025
 611 Nicholson St Black Hill	3	House	\$211,101	14 Mar 2025
 615 Peel St.N Black Hill	3	House	\$505,000	05 Mar 2025
 7/724 Chisholm St Black Hill	2	Flat/Unit/Apartment	\$340,000	03 Mar 2025
 1 Victory La Black Hill	3	House	\$430,000	28 Feb 2025
 814 Havelock St Black Hill	3	House	\$590,000	27 Feb 2025
 408 Peel St.N Black Hill	3	House	\$725,000	25 Feb 2025
 318 Nicholson St Black Hill	4	House	\$695,000	24 Feb 2025
 8 The Outlook Black Hill	4	House	\$678,000	10 Feb 2025
 12 Killeen Av Black Hill	3	House	\$550,000	07 Feb 2025

Sold Properties~

Address	Bedrooms	Type	Price	Sold
 7 Howitt St Black Hill	3	House	\$465,000	28 Jan 2025
 1 / 14 Brooksbank Ct Black Hill	3	Townhouse	\$580,000	08 Jan 2025
 515 Peel St.N Black Hill	3	House	\$450,000	06 Jan 2025
 10/511 Nicholson St Black Hill	2	House	\$345,000	19 Dec 2024
 5 Killeen Av Black Hill	3	House	\$465,000	18 Dec 2024
 8 Leerama Ct Black Hill	4	House	\$985,000	18 Dec 2024
 317 Nicholson St Black Hill	5	House	\$775,000	16 Dec 2024
 516 Nicholson St Black Hill	3	House	\$690,000	05 Dec 2024
 1 / 19 Napier St BLACK HILL	2	Unit	\$380,000	29 Nov 2024
 26 Oliver St Black Hill	4	House	\$500,000	26 Nov 2024
 505 Nicholson St Black Hill	4	House	\$650,000	06 Nov 2024
 2/508 Sherrard St Black Hill	2	Unit	\$320,000	26 Oct 2024



Ballarat Office
1211 Sturt Street, Ballarat
03 5329 2500

jelliscraig.com.au

Data is current as of PDF generation date 01/07/2025

* Updated Quarterly for the past 12 months

^ Updated daily for the past quarter

~ Updated daily: 33 recent results.

This publication contains data, analytics, statistics and other information supplied by PROPERTYDATAONLINE PTY LTD (PropertyData). The data provided in this publication is of a general nature and should not be construed as specific advice or relied upon in lieu of appropriate professional advice.

PropertyData relies upon data supplied by third parties and while the data is checked and reviewed, PropertyData does not warrant the accuracy or completeness of the information to the full extent permitted by the law and excludes all loss or damage howsoever arising (including through negligence) in connection with the data supplied by PropertyData. The State of Victoria owns the copyright in the Property Sales Data and reproduction of that data in any way without the consent of the State of Victoria will constitute a breach of the Copyright Act 1968 (cth). The State of Victoria does not warrant the accuracy or completeness of the Property Sales Data and any person using or relying upon such information does so on the basis that the State of Victoria accepts no responsibility or liability whatsoever for any errors, faults, defects or omissions in the information supplied.