

JellisCraig

BLACK ROCK

Suburb Report

Know your neighbourhood.



BLACK ROCK SUBURB REPORT

Median House Price*

Median

\$2.40m

Quarterly Price Change

0.16% ↑

Median Unit Price*

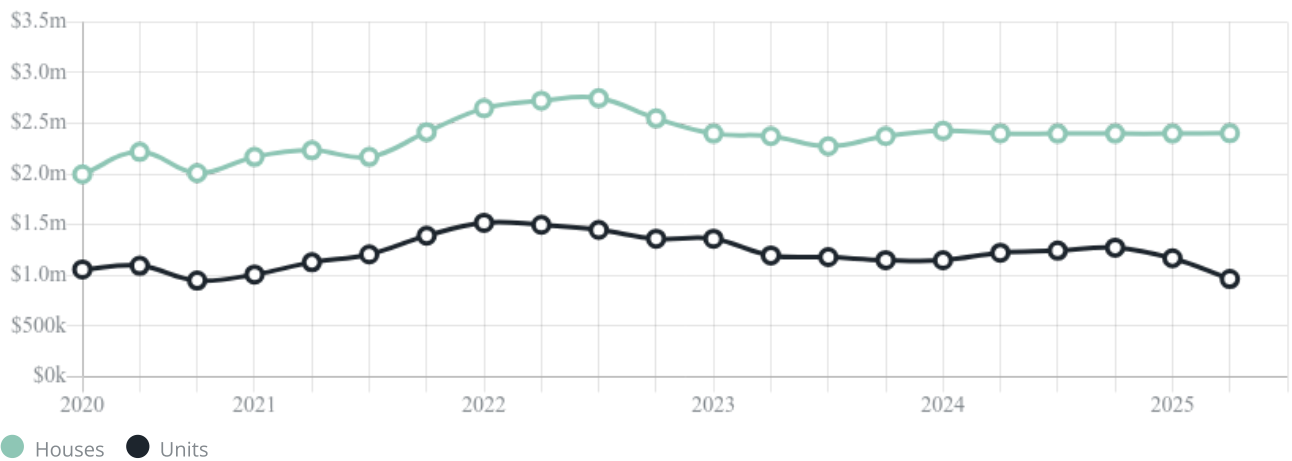
Median

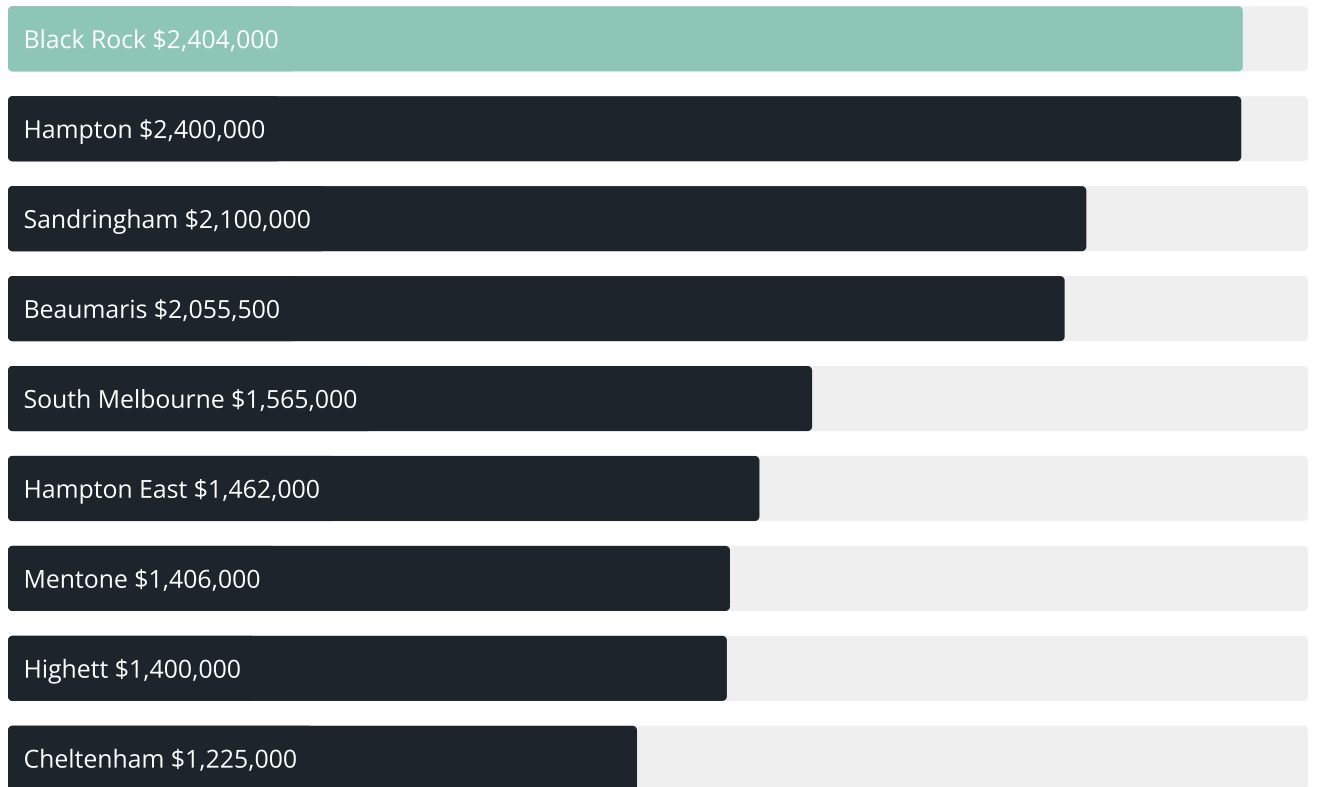
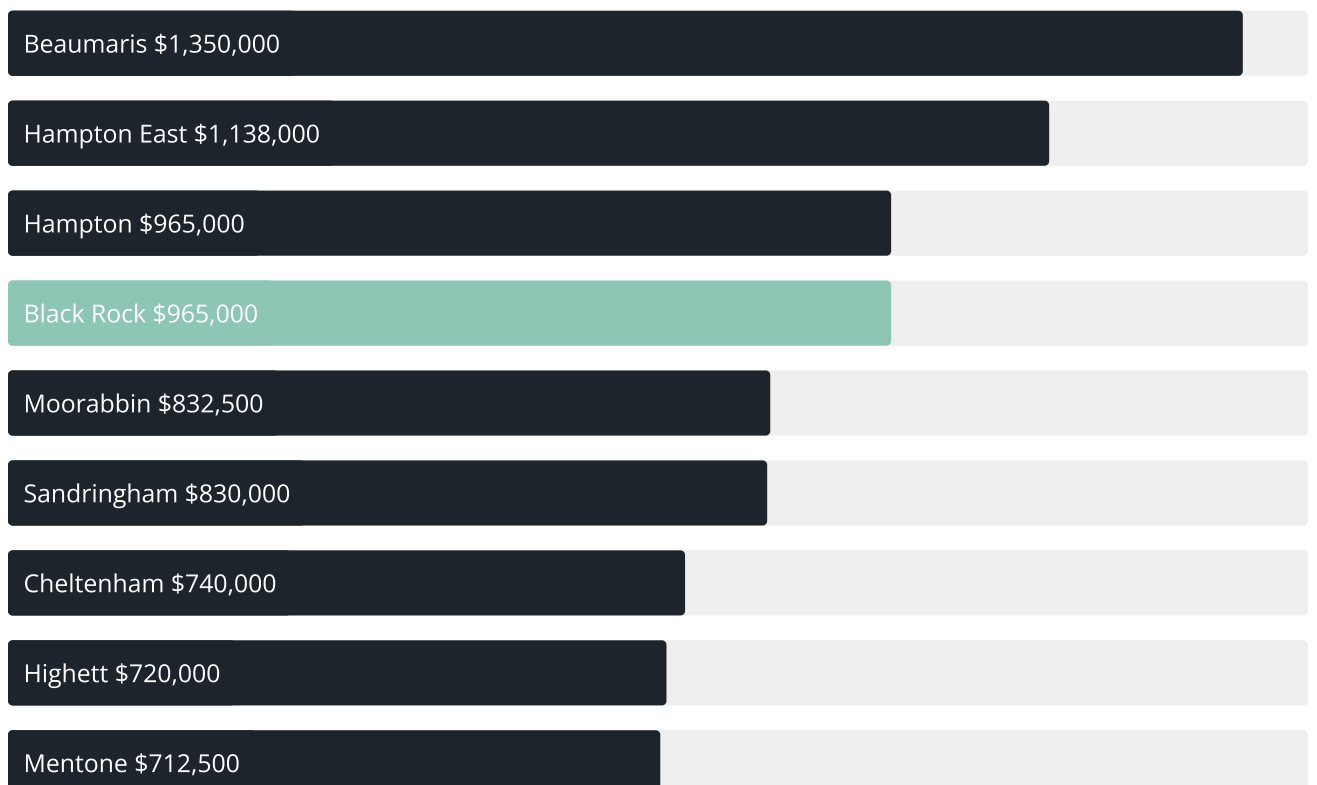
\$965k

Quarterly Price Change

-17.52% ↓

Quarterly Price Change*



Median House Sale Price^{*}Median Unit Sale Price^{*}

BLACK ROCK SUBURB REPORT

Sale Method*



● Auction 83%
● Private 17%

Auction Clearance Rate*

85%

Median Days on Market^

24 days

Average Hold Period*

6.8 years

Dwelling Type^



● Houses 56% ● Units 44%

Ownership^



● Owned Outright 53% ● Mortgaged 33% ● Rented 15%

Population^

6,389

Median Asking Rent per week*

\$1,090

Population Growth^

3.73%

Rental Yield*

2.39%

Median Age^











49 years

Median Household Size^











2.5 people

BLACK ROCK SUBURB REPORT











Discover a snapshot of the most recent results for this suburb, to view the full 12 months of sales history, please go to jellisicraig.com.au/suburbinsights

Address	Bedrooms	Type	Price	Sold
 10 Smeed St BLACK ROCK	3	House	\$2,050,000	20 Sep 2025
 20 Iluka St Black Rock	3	Townhouse	\$1,870,000	13 Sep 2025
 3/263 Beach Rd Black Rock	3	Unit	\$1,437,500	13 Sep 2025
 55 Iona St Black Rock	5	House	\$3,750,000	06 Sep 2025
 121 Bluff Rd Black Rock	3	Townhouse	\$1,420,000	30 Aug 2025
 537a Balcombe Rd Black Rock	3	Townhouse	\$1,465,000	30 Aug 2025
 8 Second St Black Rock	4	House	\$2,150,000	27 Aug 2025
 31 Fourth St Black Rock	4	House	\$2,100,000	23 Aug 2025
 2/17-19 Tulip St Black Rock	3	Townhouse	\$1,500,000	22 Aug 2025
 3/12 Fourth St Black Rock	3	Townhouse	\$1,375,000	16 Aug 2025

BLACK ROCK SUBURB REPORT

Address	Bedrooms	Type	Price	Sold
 1/157 Bluff Rd Black Rock	3	House	\$1,499,000	26 Jul 2025
 12 Iona St Black Rock	3	House	\$2,150,000	10 Jul 2025
 3/43 Second St Black Rock	2	Unit	\$1,091,000	05 Jul 2025
 2/541 Balcombe Rd Black Rock	4	House	\$2,231,000	05 Jul 2025
 9 Stevens Pde Black Rock	3	House	\$2,050,000	27 Jun 2025
 22 Garnet Leary Av BLACK ROCK	5	House	\$2,042,000	26 Jun 2025
 3 Heather Gr Black Rock	3	House	\$1,550,000	26 Jun 2025
 2a Second St Black Rock	4	House	\$2,825,000	05 Jun 2025
 5 Bayview Cr Black Rock	4	House	\$3,195,000	04 Jun 2025
 1/584 Balcombe Rd Black Rock	3	Flat/Unit/Apartment	\$1,200,000	28 May 2025

BLACK ROCK SUBURB REPORT

Address	Bedrooms	Type	Price	Sold
 8a Seaview Cr Black Rock	4	House	\$2,540,000	28 May 2025
 1/34 Second St Black Rock	2	Unit	\$880,000	28 May 2025
 39 Red Bluff St Black Rock	4	House	\$2,405,000	24 May 2025
 4/35 Third St Black Rock	2	Unit	\$900,000	22 May 2025
 6/114 Bluff Rd Black Rock	3	Villa	\$1,290,000	22 May 2025
 1 McKay Av Black Rock	3	House	\$1,439,000	17 May 2025
 19 Iluka St Black Rock	5	House	\$2,950,000	08 May 2025
 6 Woodall St Black Rock	5	House	\$2,870,000	04 May 2025
 1/7 Love St Black Rock	3	Townhouse	\$1,265,000	03 May 2025
 2/4 Glenmore Cr Black Rock	3	House	\$1,200,000	30 Apr 2025



Brighton Office
Level 1, 181 Bay Street, Brighton
03 9194 1200

jellisrcraig.com.au

Data is current as of PDF generation date 01/10/2025

* Updated Quarterly for the past 12 months

^ Updated daily for the past quarter

~ Updated daily: 33 recent results.

This publication contains data, analytics, statistics and other information supplied by PROPERTYDATAONLINE PTY LTD (PropertyData). The data provided in this publication is of a general nature and should not be construed as specific advice or relied upon in lieu of appropriate professional advice.

PropertyData relies upon data supplied by third parties and while the data is checked and reviewed, PropertyData does not warrant the accuracy or completeness of the information to the full extent permitted by the law and excludes all loss or damage howsoever arising (including through negligence) in connection with the data supplied by PropertyData. The State of Victoria owns the copyright in the Property Sales Data and reproduction of that data in any way without the consent of the State of Victoria will constitute a breach of the Copyright Act 1968 (cth). The State of Victoria does not warrant the accuracy or completeness of the Property Sales Data and any person using or relying upon such information does so on the basis that the State of Victoria accepts no responsibility or liability whatsoever for any errors, faults, defects or omissions in the information supplied.