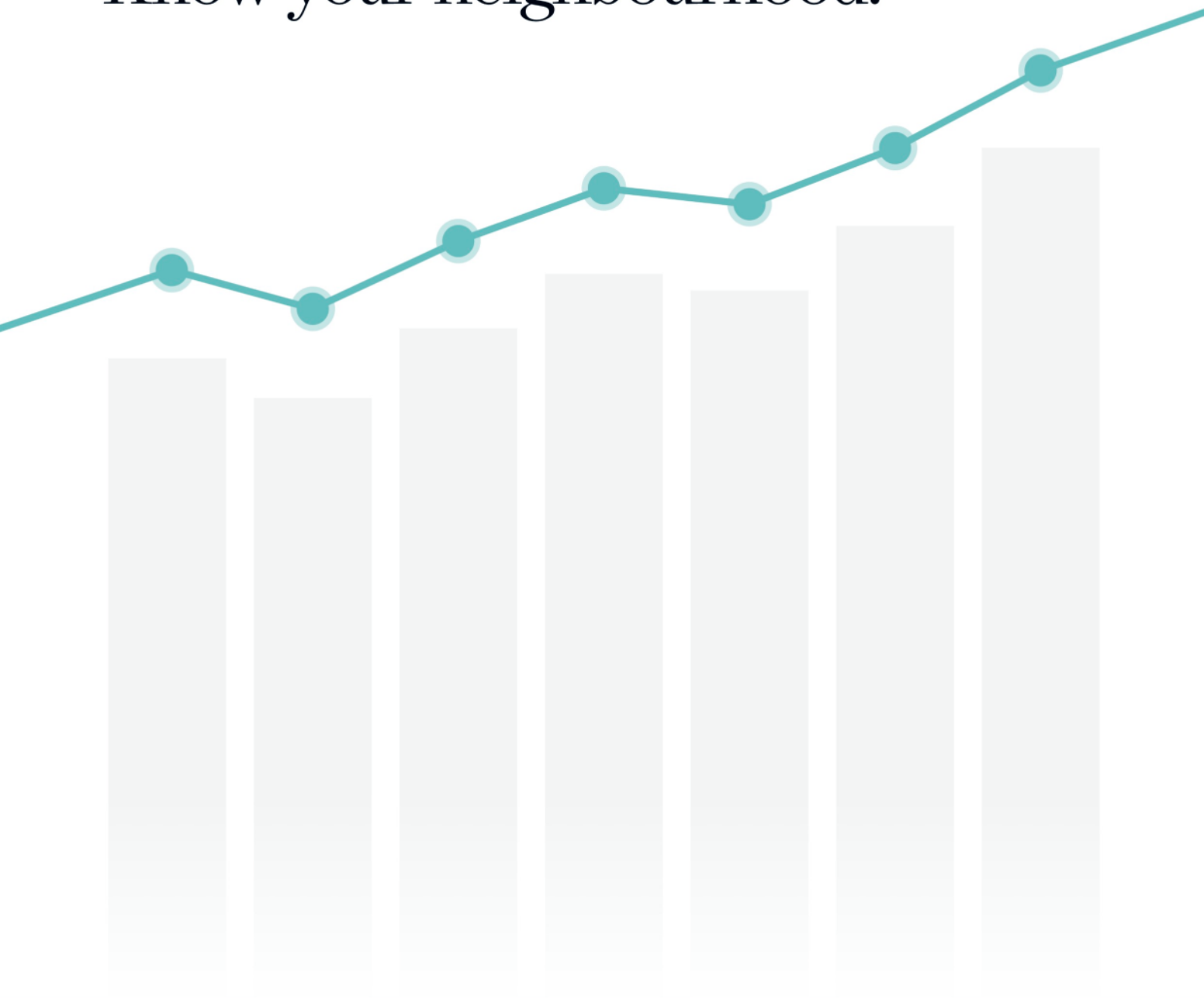


BLACKBURN NORTH



# *Suburb Report*

Know your neighbourhood.



# Property Prices

## Median House Price\*

Median

**\$1.27m**

Quarterly Price Change

**1.23% ↑**

## Median Unit Price\*

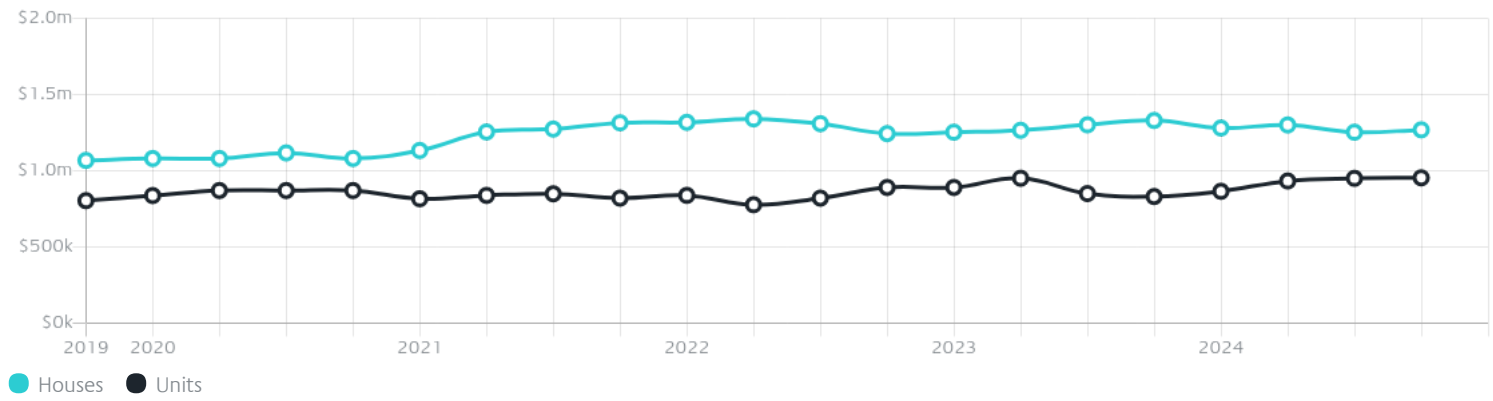
Median

**\$953k**

Quarterly Price Change

**0.33% ↑**

## Quarterly Price Change\*

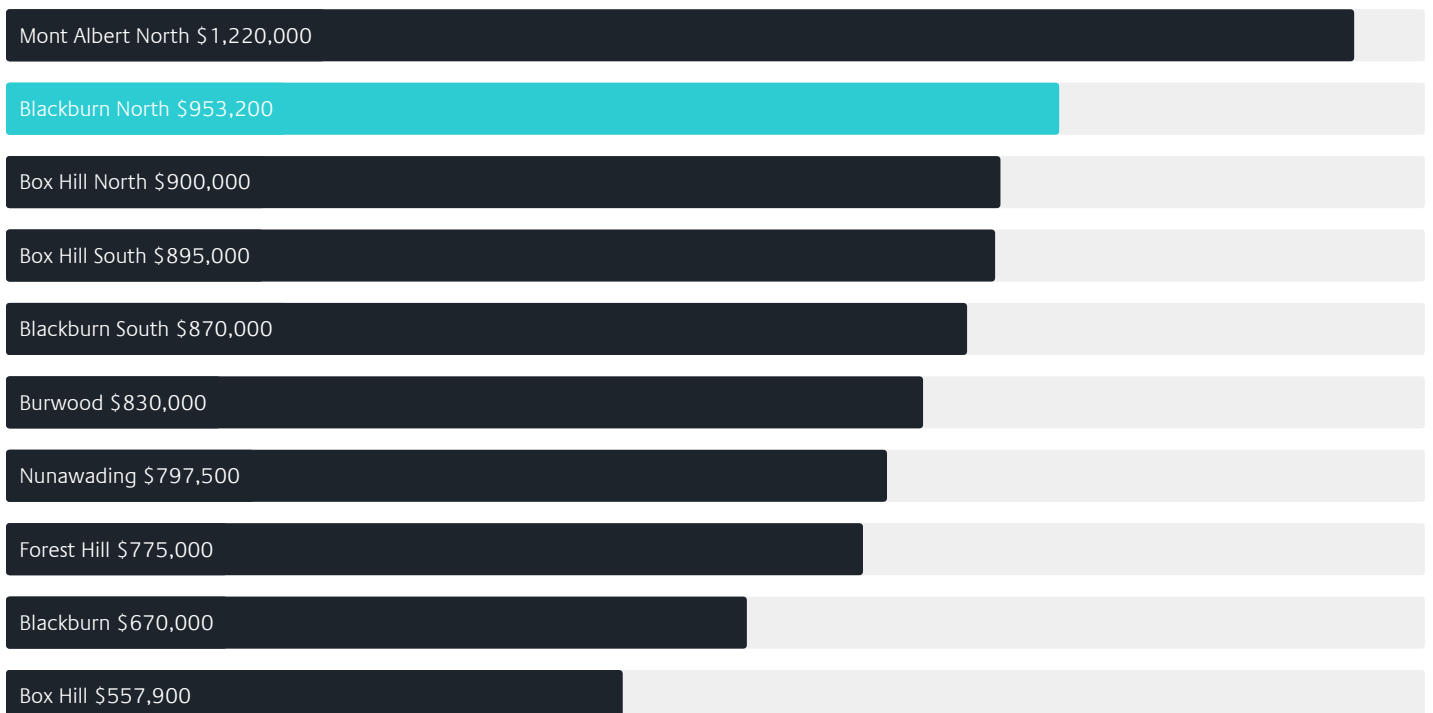


# Surrounding Suburbs

## Median House Sale Price\*



## Median Unit Sale Price\*



# Sales Snapshot

## Sale Method<sup>\*</sup>



● Auction 79%  
● Private 21%

## Auction Clearance Rate<sup>\*</sup>

94.74%

## Median Days on Market<sup>^</sup>

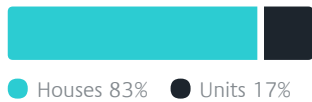
25 days

## Average Hold Period<sup>\*</sup>

8.4 years

# Insights

## Dwelling Type<sup>^</sup>



● Houses 83% ● Units 17%

## Ownership<sup>^</sup>



● Owned Outright 40% ● Mortgaged 41% ● Rented 18%

## Population<sup>^</sup>

7,627

## Median Asking Rent per week<sup>\*</sup>

\$600

## Population Growth<sup>^</sup>

2.57%

## Rental Yield<sup>\*</sup>

2.49%

## Median Age<sup>^</sup>










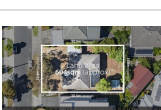


39 years

## Median Household Size<sup>^</sup>













2.8 people

# Sold Properties~













Discover a snapshot of the most recent results for this suburb, to view the full 12 months of sales history, please go to [jellisraig.com.au/suburbinsights](https://jellisraig.com.au/suburbinsights)

Address	Bedrooms	Type	Price	Sold
 3 Mitchell St Blackburn North	4	House	\$1,475,000	27 Feb 2025
 13 Virgillia St Blackburn North	4	House	\$1,243,000	22 Feb 2025
 33 Morrie Cr Blackburn North	4	House	\$1,455,000	22 Feb 2025
 9 Southey St Blackburn North	3	House	\$1,456,000	22 Feb 2025
 1/596-598 Middleborough Rd Blackburn North	3	Unit	\$585,000	06 Feb 2025
 7 Wilton St Blackburn North	3	House	\$1,399,000	23 Jan 2025
 14a Gunyah Rd Blackburn North	3	Townhouse	\$1,060,000	22 Jan 2025
 31 Bridgeford Av Blackburn North	3	House	\$1,175,000	01 Jan 2025
 5/99-101 Surrey Rd Blackburn North	3	Unit	\$730,000	19 Dec 2024
 8 Vivian St Blackburn North	2	House	\$1,051,500	14 Dec 2024
 10 Begonia Ct Blackburn North	3	House	\$1,255,000	14 Dec 2024
 9 Merle St Blackburn North	3	Land	\$1,405,000	07 Dec 2024

# Sold Properties~

Address	Bedrooms	Type	Price	Sold
 16 Gerbera Ct Blackburn North	5	House	\$2,017,000	07 Dec 2024
 68 Koonung Rd Blackburn North	4	House	\$1,265,000	03 Dec 2024
 62 Hibiscus Rd Blackburn North	3	House	\$1,270,000	02 Dec 2024
 88 Shafer Rd Blackburn North	3	House	\$1,200,500	30 Nov 2024
 5 Shafer Rd Blackburn North	3	House	\$1,186,000	30 Nov 2024
 22 Gonyah Rd Blackburn North	3	House	\$1,275,000	30 Nov 2024
 9 Morrie Cr Blackburn North	3	House	\$1,355,000	29 Nov 2024
 1/64 Surrey Rd Blackburn North	4	Townhouse	\$1,130,000	24 Nov 2024
 1/19 Devon Dr Blackburn North	4	Townhouse	\$1,500,000	24 Nov 2024
 32 Brendale Av Blackburn North	4	House	\$1,368,500	23 Nov 2024
 100 Surrey Rd Blackburn North	3	House	\$1,020,000	21 Nov 2024
 24 Mall Ct Blackburn North	3	House	\$1,329,000	16 Nov 2024

# Sold Properties~

Address	Bedrooms	Type	Price	Sold
 6 Douglas St Blackburn North	3	House	\$950,000	15 Nov 2024
 1/55 Junction Rd Blackburn North	3	Unit	\$780,000	11 Nov 2024
 9 Primula St Blackburn North	3	House	\$1,230,000	11 Nov 2024
 1/7 Anne St Blackburn North	3	Townhouse	\$1,093,000	09 Nov 2024
 49 Koonung Rd Blackburn North	4	House	\$1,520,000	08 Nov 2024
 1/22 Harris St Blackburn North	3	House	\$864,600	08 Nov 2024
 65a Junction Rd Blackburn North	2	House	\$791,500	08 Nov 2024
 1/65 Junction Rd Blackburn North	2	Flat/Unit/Apartment	\$791,500	06 Nov 2024
 44 Morrie Cr Blackburn North	3	House	\$1,268,000	01 Nov 2024
 8/85 Surrey Rd Blackburn North	1	Unit	\$380,000	28 Oct 2024
 9 Kent Cl Blackburn North	4	House	\$1,872,500	27 Oct 2024
 106 Shafer Rd Blackburn North	3	House	\$1,306,000	26 Oct 2024



Whitehorse Office  
166 Whitehorse Road, Blackburn  
03 9908 5700

[jelliscraig.com.au](http://jelliscraig.com.au)

Data is current as of PDF generation date 01/03/2025

\* Updated Quarterly for the past 12 months

^ Updated daily for the past quarter

~ Updated daily: 33 recent results.

This publication contains data, analytics, statistics and other information supplied by PROPERTYDATAONLINE PTY LTD (PropertyData). The data provided in this publication is of a general nature and should not be construed as specific advice or relied upon in lieu of appropriate professional advice.

PropertyData relies upon data supplied by third parties and while the data is checked and reviewed, PropertyData does not warrant the accuracy or completeness of the information to the full extent permitted by the law and excludes all loss or damage howsoever arising (including through negligence) in connection with the data supplied by PropertyData. The State of Victoria owns the copyright in the Property Sales Data and reproduction of that data in any way without the consent of the State of Victoria will constitute a breach of the Copyright Act 1968 (cth). The State of Victoria does not warrant the accuracy or completeness of the Property Sales Data and any person using or relying upon such information does so on the basis that the State of Victoria accepts no responsibility or liability whatsoever for any errors, faults, defects or omissions in the information supplied.