

JellisCraig

BLACKBURN SOUTH

Suburb Report

Know your neighbourhood.



BLACKBURN SOUTH SUBURB REPORT

Median House Price*

Median

\$1.38m

Quarterly Price Change

1.13% ↑

Median Unit Price*

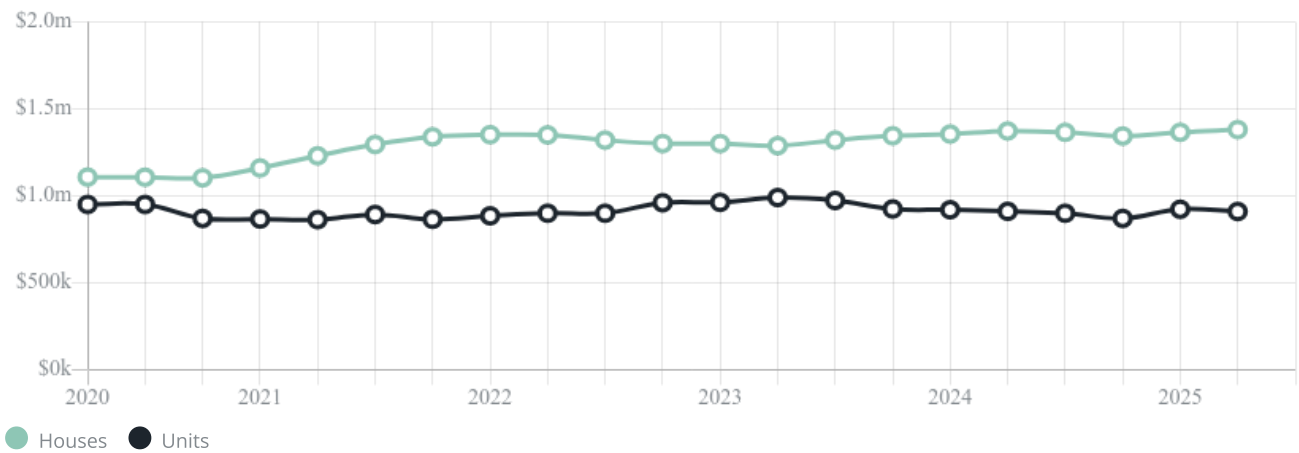
Median

\$910k

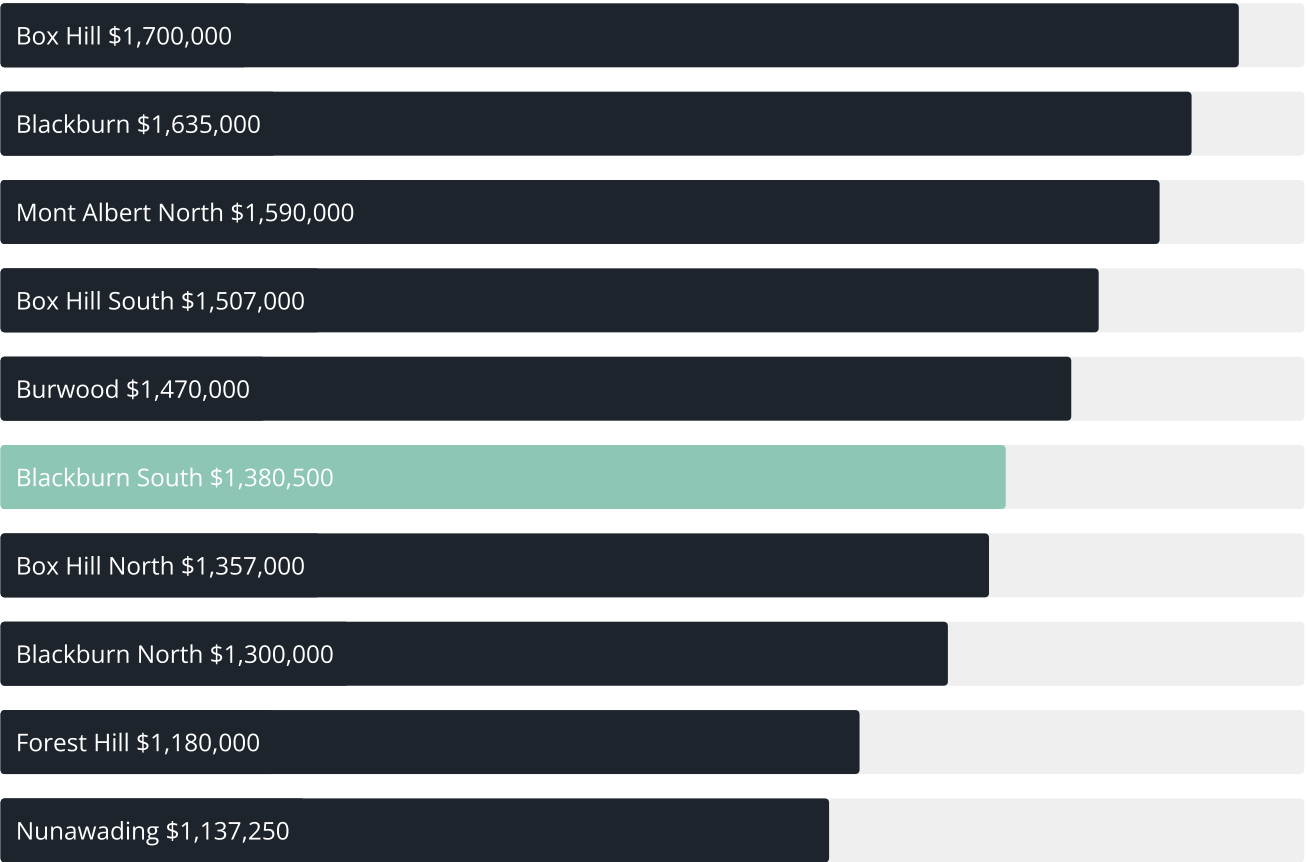
Quarterly Price Change

-1.35% ↓

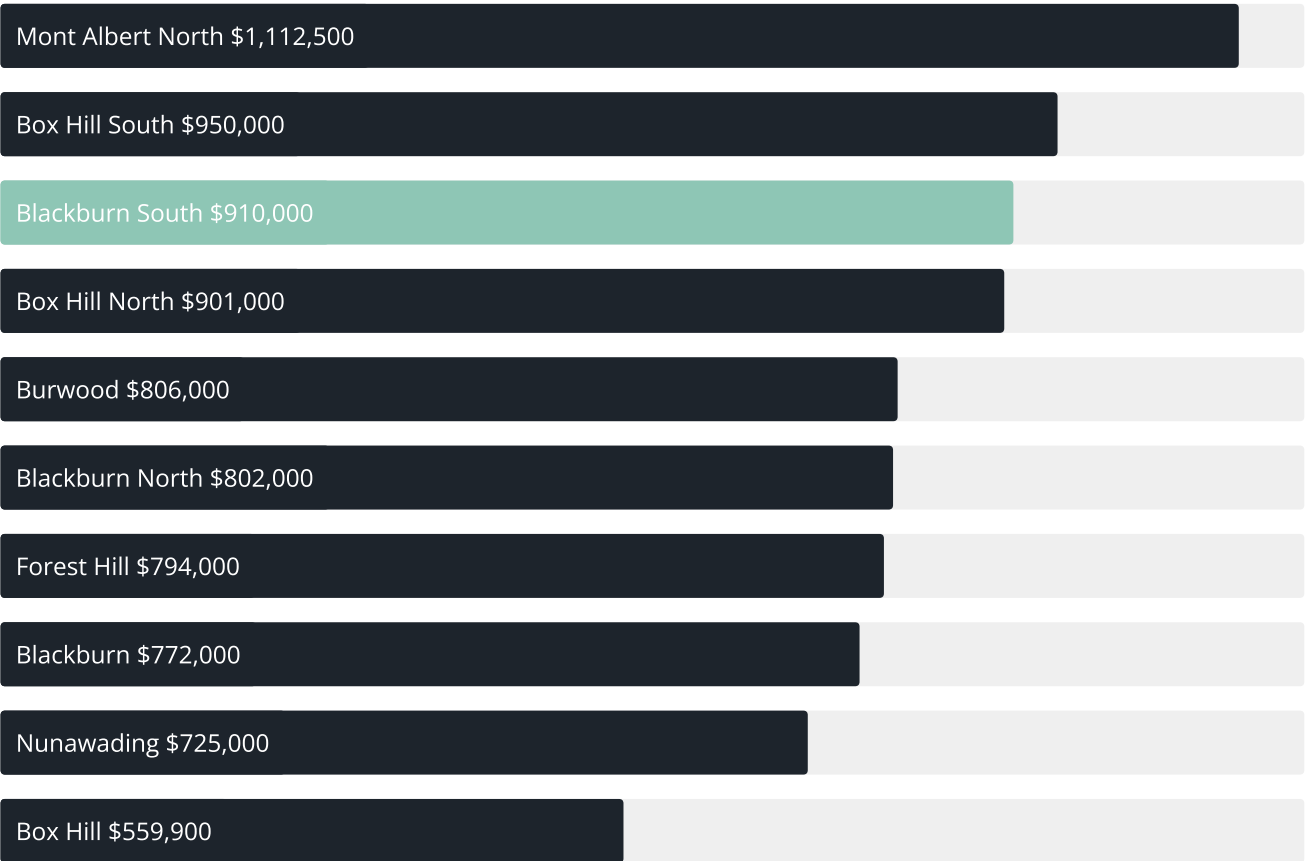
Quarterly Price Change*



Median House Sale Price*



Median Unit Sale Price*



BLACKBURN SOUTH SUBURB REPORT

Sale Method*



Auction Clearance Rate*

90.32%

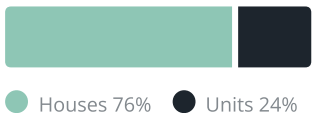
Median Days on Market^

25 days

Average Hold Period*

8.7 years

Dwelling Type^



Ownership^



Population^

10,939

Median Asking Rent per week*

\$645

Population Growth^

1.35%

Rental Yield*

2.28%

Median Age^











42 years

Median Household Size^











2.6 people

BLACKBURN SOUTH SUBURB REPORT











Discover a snapshot of the most recent results for this suburb, to view the full 12 months of sales history, please go to jellisraig.com.au/suburbinsights

Address	Bedrooms	Type	Price	Sold
 10 Marama St Blackburn South	4	House	\$1,493,000	26 Jul 2025
 36 Marama St Blackburn South	3	House	\$1,279,000	19 Jul 2025
 1/12 Donald St Blackburn South	2	Unit	\$955,000	19 Jul 2025
 4 Hetrel Ct BLACKBURN SOUTH	4	House	\$1,375,000	19 Jul 2025
 26 Hastings Av Blackburn South	2	House	\$1,510,000	19 Jul 2025
 102 Orchard Gr Blackburn South	4	House	\$1,408,000	19 Jul 2025
 1/5 Scarlet Oak Ct Blackburn South	2	Unit	\$895,000	12 Jul 2025
 2/5 Shields Ct Blackburn South	5	House	\$1,725,000	05 Jul 2025
 25 Grange Rd Blackburn South	4	House	\$1,393,000	28 Jun 2025
 31 Grange Rd Blackburn South	3	House	\$1,390,000	26 Jun 2025

BLACKBURN SOUTH SUBURB REPORT

Address	Bedrooms	Type	Price	Sold
 39 Boyd St Blackburn South	3	House	\$1,205,000	21 Jun 2025
 29 Aberdeen Rd Blackburn South	3	Townhouse	\$1,080,000	16 Jun 2025
 4/4 Wreford Rd Blackburn South	2	Unit	\$475,000	15 Jun 2025
 30 Bindy St Blackburn South	3	House	\$1,112,000	14 Jun 2025
 1 Ralph St Blackburn South	4	House	\$2,000,000	14 Jun 2025
 157 Blackburn Rd Blackburn South	4	House	\$1,610,000	31 May 2025
 7 Freda Ct Blackburn South	3	House	\$1,202,000	31 May 2025
 2/6 Orchard Gr Blackburn South	3	Flat/Unit/Apartment	\$300,000	28 May 2025
 10 Paulette Ct Blackburn South	4	House	\$1,050,000	28 May 2025
 6 Stirling Rd BLACKBURN SOUTH	3	House	\$1,395,000	24 May 2025

BLACKBURN SOUTH SUBURB REPORT

Address	Bedrooms	Type	Price	Sold
 29 Shawlands Av Blackburn South	4	House	\$1,808,000	24 May 2025
 6 Lana St Blackburn South	4	House	\$1,210,000	24 May 2025
 2/12 Charlotte St Blackburn South	2	Unit	\$839,000	17 May 2025
 45 Canora St Blackburn South	3	House	\$1,260,000	14 May 2025
 8 Mccracken Av Blackburn South	3	House	\$1,260,000	13 May 2025
 54 Baratta St Blackburn South	5	House	\$1,506,000	10 May 2025
 11 Illowra Wlk Blackburn South	3	Townhouse	\$1,070,000	10 May 2025
 2a Highfield Av Blackburn South	2	Townhouse	\$960,000	05 May 2025
 8 Stirling Rd Blackburn South	3	House	\$1,258,000	03 May 2025
 23 Monash Gr BLACKBURN SOUTH	5	House	\$2,203,000	03 May 2025



Whitehorse Office
166 Whitehorse Road, Blackburn
03 9908 5700

jellisraig.com.au

Data is current as of PDF generation date 01/08/2025

* Updated Quarterly for the past 12 months
^ Updated daily for the past quarter
~ Updated daily: 33 recent results.

This publication contains data, analytics, statistics and other information supplied by PROPERTYDATAONLINE PTY LTD (PropertyData). The data provided in this publication is of a general nature and should not be construed as specific advice or relied upon in lieu of appropriate professional advice.

PropertyData relies upon data supplied by third parties and while the data is checked and reviewed, PropertyData does not warrant the accuracy or completeness of the information to the full extent permitted by the law and excludes all loss or damage howsoever arising (including through negligence) in connection with the data supplied by PropertyData. The State of Victoria owns the copyright in the Property Sales Data and reproduction of that data in any way without the consent of the State of Victoria will constitute a breach of the Copyright Act 1968 (cth). The State of Victoria does not warrant the accuracy or completeness of the Property Sales Data and any person using or relying upon such information does so on the basis that the State of Victoria accepts no responsibility or liability whatsoever for any errors, faults, defects or omissions in the information supplied.