

Suburb Report

Know your neighbourhood.



Property Prices

Median House Price*

Median

\$1.37m

Quarterly Price Change

1.60% ↑

Median Unit Price*

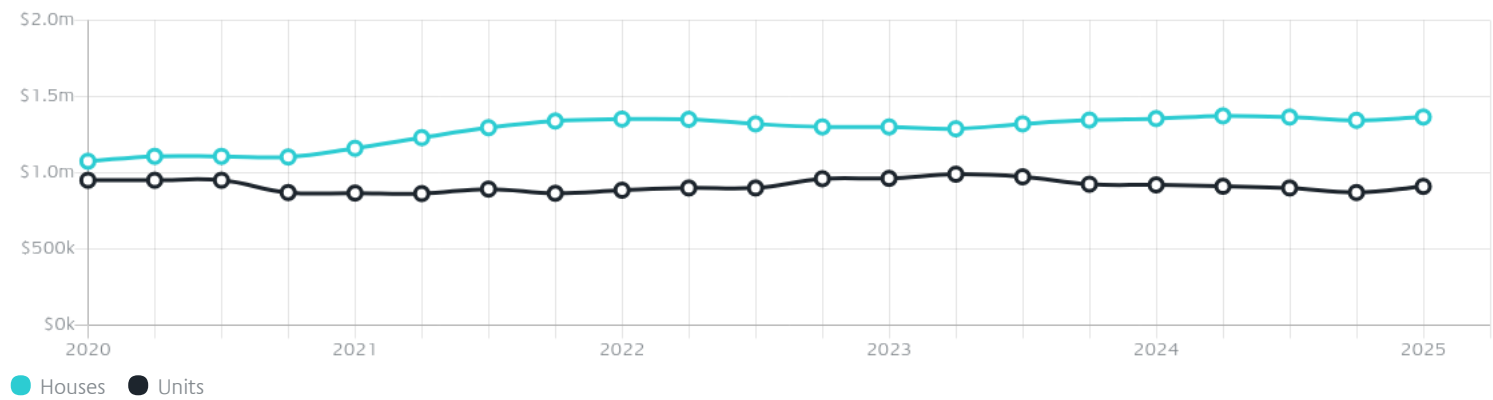
Median

\$910k

Quarterly Price Change


4.59% ↑

Quarterly Price Change*

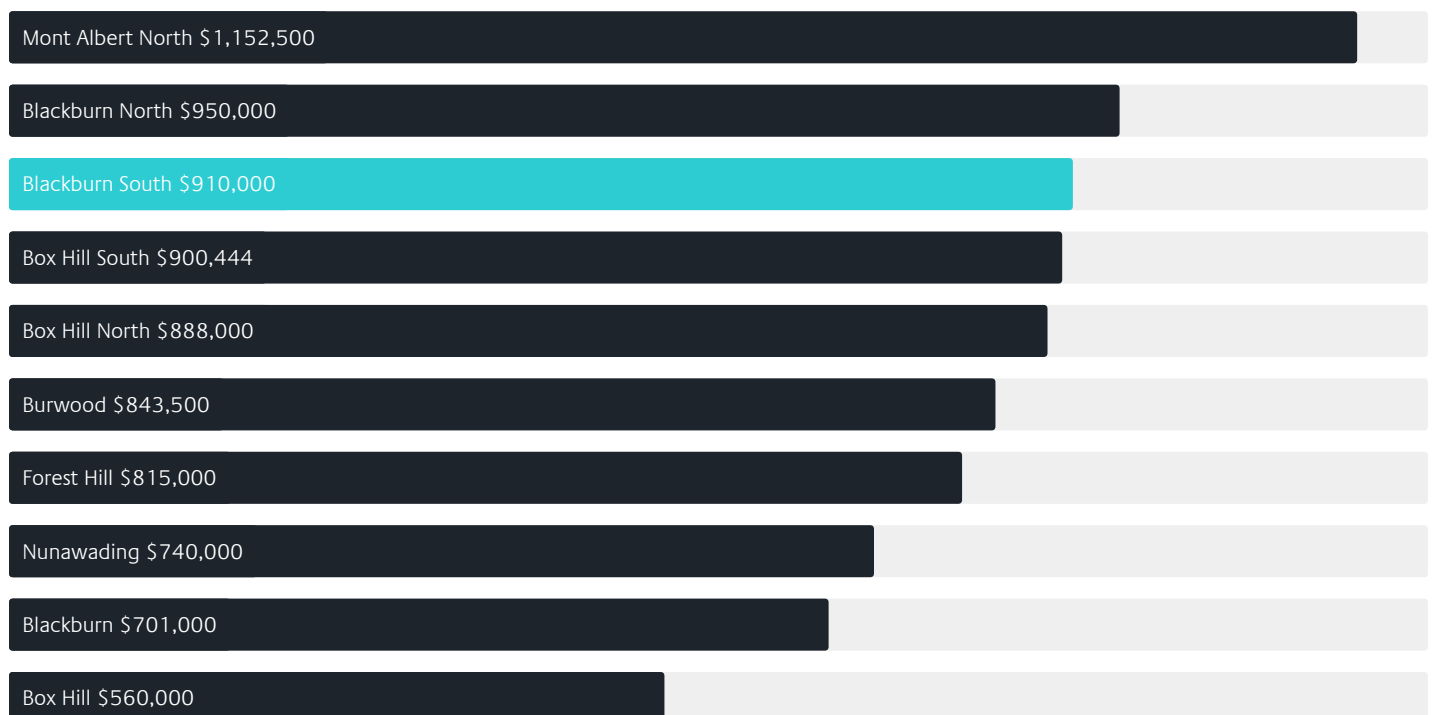


Surrounding Suburbs

Median House Sale Price*



Median Unit Sale Price*



Sales Snapshot

Sale Method*



● Auction 90%
● Private 10%

Auction Clearance Rate*

88.89%

Median Days on Market^

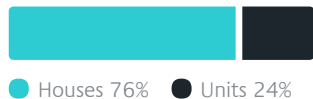
26 days

Average Hold Period*

8.7 years

Insights

Dwelling Type^



● Houses 76% ● Units 24%

Ownership^



● Owned Outright 42% ● Mortgaged 39% ● Rented 19%

Population^

10,939

Median Asking Rent per week*

\$640

Population Growth^

1.35%

Rental Yield*

2.28%

Median Age^













42 years

Median Household Size^













2.6 people

Sold Properties~













Discover a snapshot of the most recent results for this suburb, to view the full 12 months of sales history, please go to jellisraig.com.au/suburbinsights

Address	Bedrooms	Type	Price	Sold
 157 Blackburn Rd Blackburn South	4	House	\$1,610,000	31 May 2025
 7 Freda Ct Blackburn South	3	House	\$1,202,000	31 May 2025
 29 Shawlands Av Blackburn South	4	House	\$1,808,000	24 May 2025
 6 Lana St Blackburn South	4	House	\$1,210,000	24 May 2025
 2/12 Charlotte St Blackburn South	2	Unit	\$839,000	17 May 2025
 54 Baratta St Blackburn South	5	House	\$1,506,000	10 May 2025
 11 Illowra Wlk Blackburn South	3	Townhouse	\$1,070,000	10 May 2025
 2a Highfield Av Blackburn South	2	Townhouse	\$960,000	05 May 2025
 8 Stirling Rd Blackburn South	3	House	\$1,258,000	03 May 2025
 23 Monash Gr BLACKBURN SOUTH	5	House	\$2,203,000	03 May 2025
 51 Gissing St Blackburn South	4	House	\$1,508,000	26 Apr 2025
 10 Ashcroft Gr Blackburn South	4	House	\$1,300,000	22 Apr 2025

Sold Properties~

Address	Bedrooms	Type	Price	Sold
 5 Grenville Ct Blackburn South	4	House	\$1,785,500	12 Apr 2025
 44 Swan St Blackburn South	4	House	\$1,750,000	12 Apr 2025
 22 Lana St Blackburn South	3	House	\$1,225,000	05 Apr 2025
 1/37 Edinburgh Rd Blackburn South	3	Unit	\$985,000	05 Apr 2025
 13 Lee Ann St Blackburn South	5	House	\$1,622,000	05 Apr 2025
 37 Aldinga St Blackburn South	5	House	\$1,601,000	05 Apr 2025
 29 Bermuda Dr Blackburn South	3	House	\$1,170,000	05 Apr 2025
 10 Violet Ct Blackburn South	4	House	\$1,814,500	05 Apr 2025
 107/90 Middleborough Rd Blackburn South	2	Apartment	\$558,000	02 Apr 2025
 28 Canterbury Rd Blackburn South	3	House	\$975,000	02 Apr 2025
 6 Reuben Ct Blackburn South	3	House	\$1,160,000	01 Apr 2025
 5 Calrossie Rd Blackburn South	4	House	\$1,525,000	29 Mar 2025

Sold Properties~

Address	Bedrooms	Type	Price	Sold
 2/143 Eley Rd Blackburn South	2	Unit	\$749,000	29 Mar 2025
 9 Hastings Av Blackburn South	3	House	\$2,388,888	21 Mar 2025
 26 Lana St Blackburn South	5	House	\$1,497,000	15 Mar 2025
 7 Ralph St Blackburn South	4	House	\$2,442,000	15 Mar 2025
 32 Swan St Blackburn South	3	House	\$1,389,000	15 Mar 2025
 222 Canterbury Rd Blackburn South	3	House	\$1,070,000	14 Mar 2025
 6/6 Rosslyn St Blackburn South	4	Flat/Unit/Apartment	\$1,000,000	01 Mar 2025
 6/6-10 Rosslyn St Blackburn South	4	Unit	\$1,000,000	01 Mar 2025
 10B York St Blackburn South	2	House	\$1,168,000	24 Feb 2025
 4 Mahala Ct Blackburn South	4	House	\$1,365,000	22 Feb 2025
 27 Brazeel St Blackburn South	2	Townhouse	\$775,000	22 Feb 2025
 38 Westminster Cl Blackburn South	5	House	\$2,002,000	22 Feb 2025



Whitehorse Office
166 Whitehorse Road, Blackburn
03 9908 5700

jelliscraig.com.au

Data is current as of PDF generation date 01/06/2025

* Updated Quarterly for the past 12 months

^ Updated daily for the past quarter

~ Updated daily: 33 recent results.

This publication contains data, analytics, statistics and other information supplied by PROPERTYDATAONLINE PTY LTD (PropertyData). The data provided in this publication is of a general nature and should not be construed as specific advice or relied upon in lieu of appropriate professional advice.

PropertyData relies upon data supplied by third parties and while the data is checked and reviewed, PropertyData does not warrant the accuracy or completeness of the information to the full extent permitted by the law and excludes all loss or damage howsoever arising (including through negligence) in connection with the data supplied by PropertyData. The State of Victoria owns the copyright in the Property Sales Data and reproduction of that data in any way without the consent of the State of Victoria will constitute a breach of the Copyright Act 1968 (cth). The State of Victoria does not warrant the accuracy or completeness of the Property Sales Data and any person using or relying upon such information does so on the basis that the State of Victoria accepts no responsibility or liability whatsoever for any errors, faults, defects or omissions in the information supplied.