

JellisCraig

BLACKBURN SOUTH

Suburb Report

Know your neighbourhood.



BLACKBURN SOUTH SUBURB REPORT

Median House Price*

Median

\$1.38m

Quarterly Price Change

1.13% ↑

Median Unit Price*

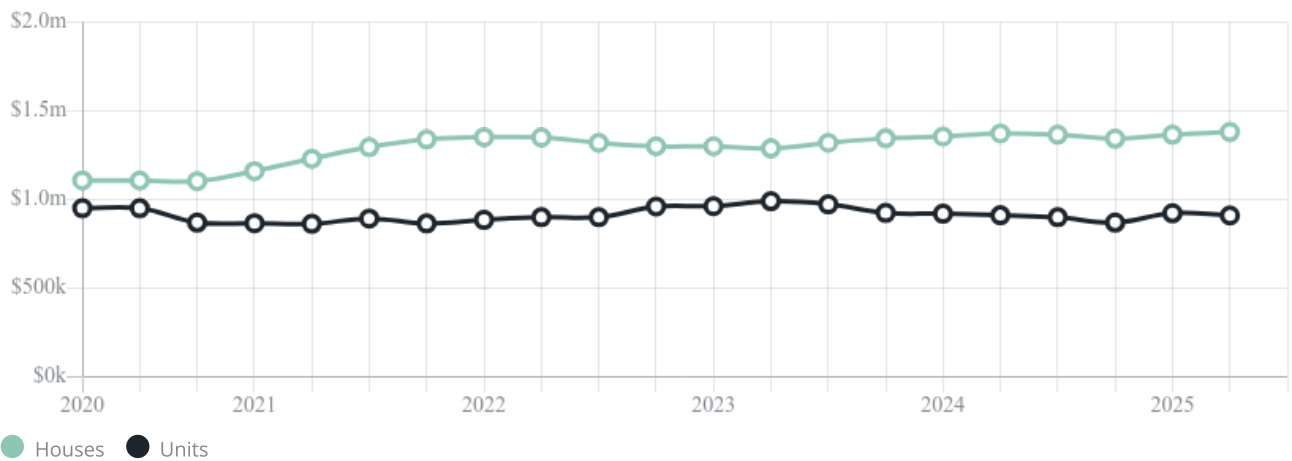
Median

\$910k

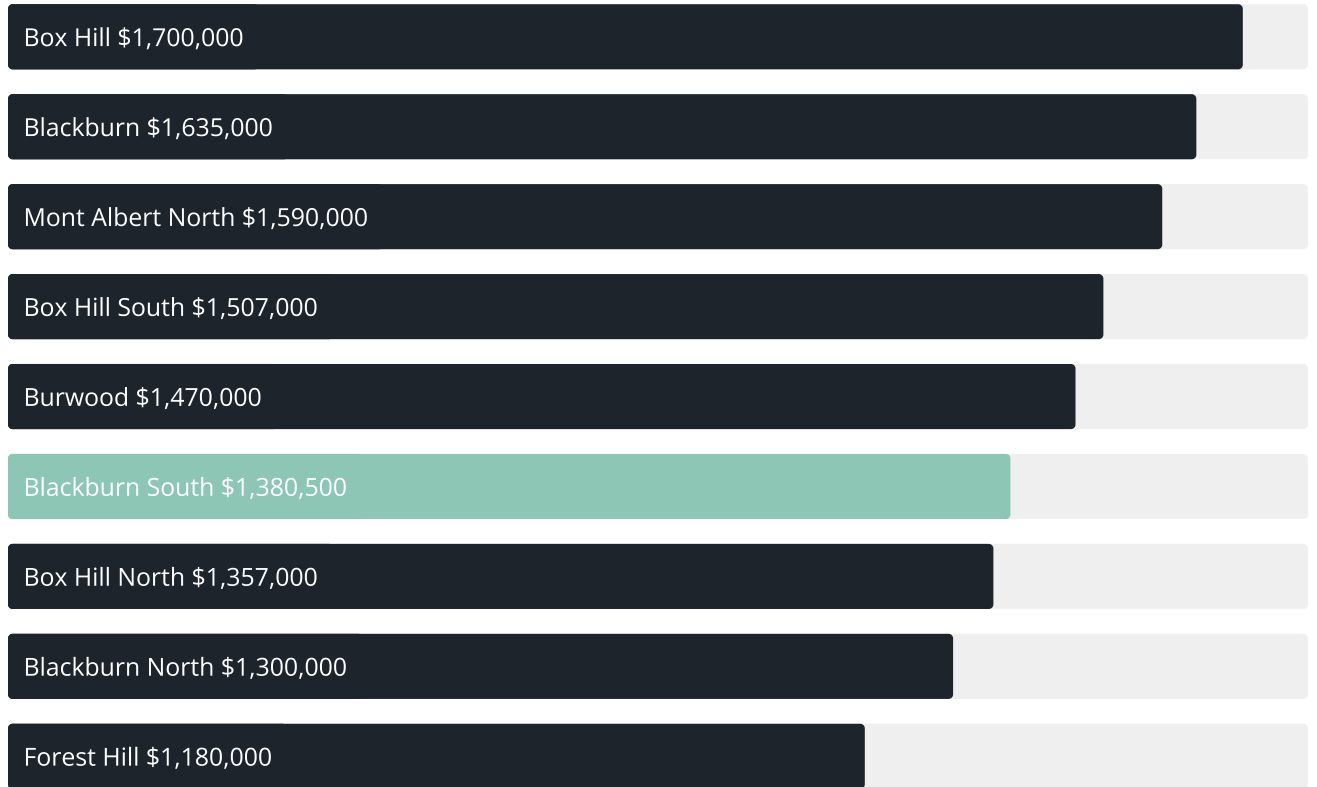
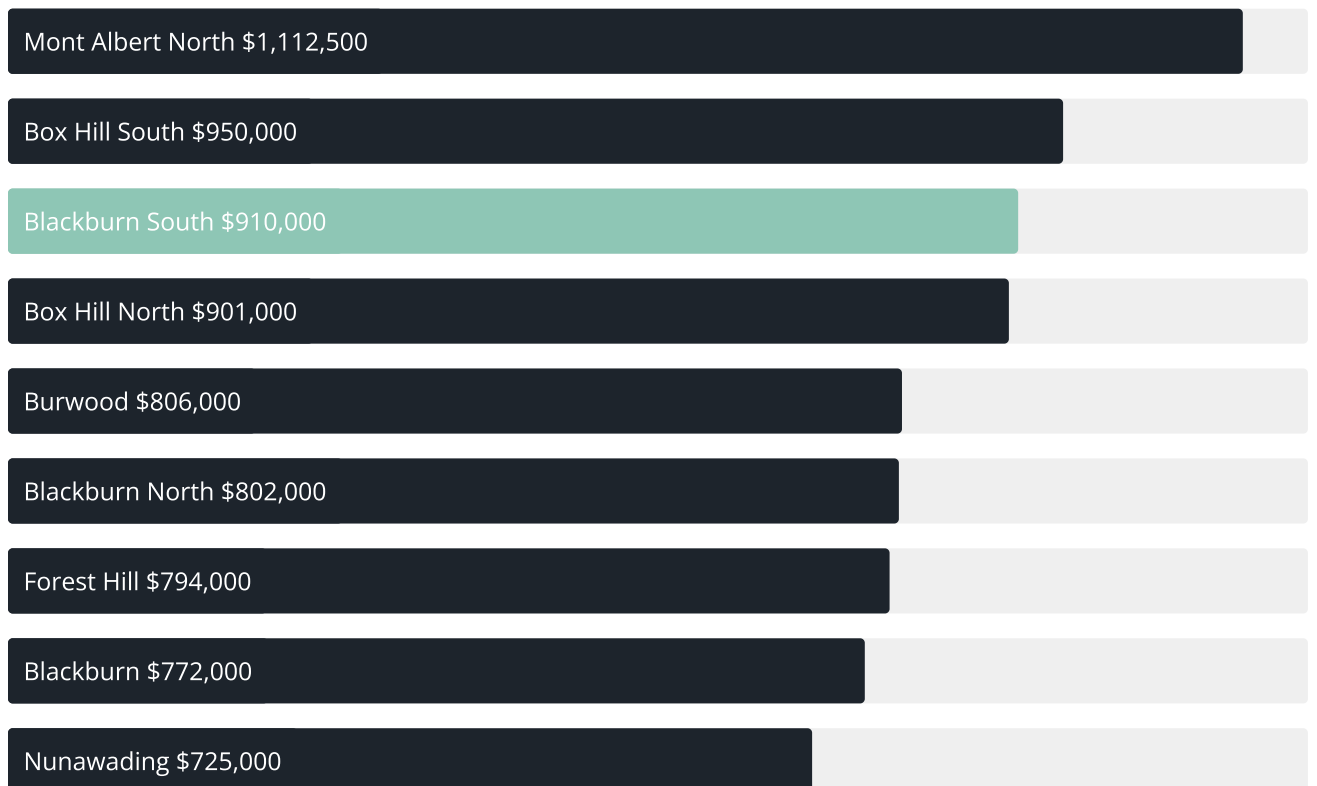
Quarterly Price Change

-1.35% ↓

Quarterly Price Change*



BLACKBURN SOUTH SUBURB REPORT

Median House Sale Price^{*}Median Unit Sale Price^{*}

BLACKBURN SOUTH SUBURB REPORT

Sale Method*



● Auction 84%
● Private 16%

Auction Clearance Rate*

93.55%

Median Days on Market^

26 days

Average Hold Period*

8.7 years

Dwelling Type^



● Houses 76% ● Units 24%

Ownership^



● Owned Outright 42% ● Mortgaged 39% ● Rented 19%

Population^

10,939

Median Asking Rent per week*

\$645

Population Growth^

1.35%

Rental Yield*

2.28%

Median Age^











42 years

Median Household Size^











2.6 people

BLACKBURN SOUTH SUBURB REPORT











Discover a snapshot of the most recent results for this suburb, to view the full 12 months of sales history, please go to jellisCraig.com.au/suburbinsights

Address	Bedrooms	Type	Price	Sold
 2 Barrina St Blackburn South	4	House	\$1,555,000	30 Aug 2025
 26 Raleigh St Blackburn South	3	House	\$1,305,000	30 Aug 2025
 10 Holroyd Ct Blackburn South	3	House	\$1,450,000	30 Aug 2025
 16 Perth St Blackburn South	4	House	\$1,810,000	30 Aug 2025
 42 Richmond St BLACKBURN SOUTH	4	House	\$1,317,500	23 Aug 2025
 18 Mingeta Av Blackburn South	4	House	\$1,430,000	23 Aug 2025
 66 Holland Rd Blackburn South	3	House	\$1,180,000	16 Aug 2025
 20 Marama St Blackburn South	3	House	\$1,305,000	09 Aug 2025
 3/27-29 Richmond St Blackburn South	3	Townhouse	\$1,083,000	09 Aug 2025
 16 Forest Glen Av Blackburn South	5	House	\$1,780,000	02 Aug 2025

BLACKBURN SOUTH SUBURB REPORT

Address	Bedrooms	Type	Price	Sold
 10 Marama St Blackburn South	4	House	\$1,493,000	26 Jul 2025
 19 Canora St Blackburn South	3	House	\$120,000	23 Jul 2025
 36 Marama St Blackburn South	3	House	\$1,279,000	19 Jul 2025
 1/12 Donald St Blackburn South	2	Unit	\$955,000	19 Jul 2025
 4 Hetrel Ct BLACKBURN SOUTH	4	House	\$1,375,000	19 Jul 2025
 26 Hastings Av Blackburn South	2	House	\$1,510,000	19 Jul 2025
 102 Orchard Gr Blackburn South	4	House	\$1,408,000	19 Jul 2025
 1/5 Scarlet Oak Ct Blackburn South	2	Unit	\$895,000	12 Jul 2025
 2/5 Shields Ct Blackburn South	5	House	\$1,725,000	05 Jul 2025
 25 Grange Rd Blackburn South	4	House	\$1,393,000	28 Jun 2025

BLACKBURN SOUTH SUBURB REPORT

Address	Bedrooms	Type	Price	Sold
 31 Grange Rd Blackburn South	3	House	\$1,390,000	26 Jun 2025
 39 Boyd St Blackburn South	3	House	\$1,205,000	21 Jun 2025
 29 Aberdeen Rd Blackburn South	3	Townhouse	\$1,080,000	16 Jun 2025
 39 Canora St Blackburn South	3	House	\$1,415,000	16 Jun 2025
 4/4 Wreford Rd Blackburn South	2	Unit	\$475,000	15 Jun 2025
 30 Bindy St Blackburn South	3	House	\$1,112,000	14 Jun 2025
 1 Ralph St Blackburn South	4	House	\$2,000,000	14 Jun 2025
 41 Lawrence St Blackburn South	3	House	\$1,188,000	10 Jun 2025
 157 Blackburn Rd Blackburn South	4	House	\$1,610,000	31 May 2025
 7 Freda Ct Blackburn South	3	House	\$1,202,000	31 May 2025



Whitehorse Office
166 Whitehorse Road, Blackburn
03 9908 5700

jellisraig.com.au

Data is current as of PDF generation date 01/09/2025

* Updated Quarterly for the past 12 months

^ Updated daily for the past quarter

~ Updated daily: 33 recent results.

This publication contains data, analytics, statistics and other information supplied by PROPERTYDATAONLINE PTY LTD (PropertyData). The data provided in this publication is of a general nature and should not be construed as specific advice or relied upon in lieu of appropriate professional advice.

PropertyData relies upon data supplied by third parties and while the data is checked and reviewed, PropertyData does not warrant the accuracy or completeness of the information to the full extent permitted by the law and excludes all loss or damage howsoever arising (including through negligence) in connection with the data supplied by PropertyData. The State of Victoria owns the copyright in the Property Sales Data and reproduction of that data in any way without the consent of the State of Victoria will constitute a breach of the Copyright Act 1968 (cth). The State of Victoria does not warrant the accuracy or completeness of the Property Sales Data and any person using or relying upon such information does so on the basis that the State of Victoria accepts no responsibility or liability whatsoever for any errors, faults, defects or omissions in the information supplied.