

## *Suburb Report*

Know your neighbourhood.



# Property Prices

## Median House Price\*

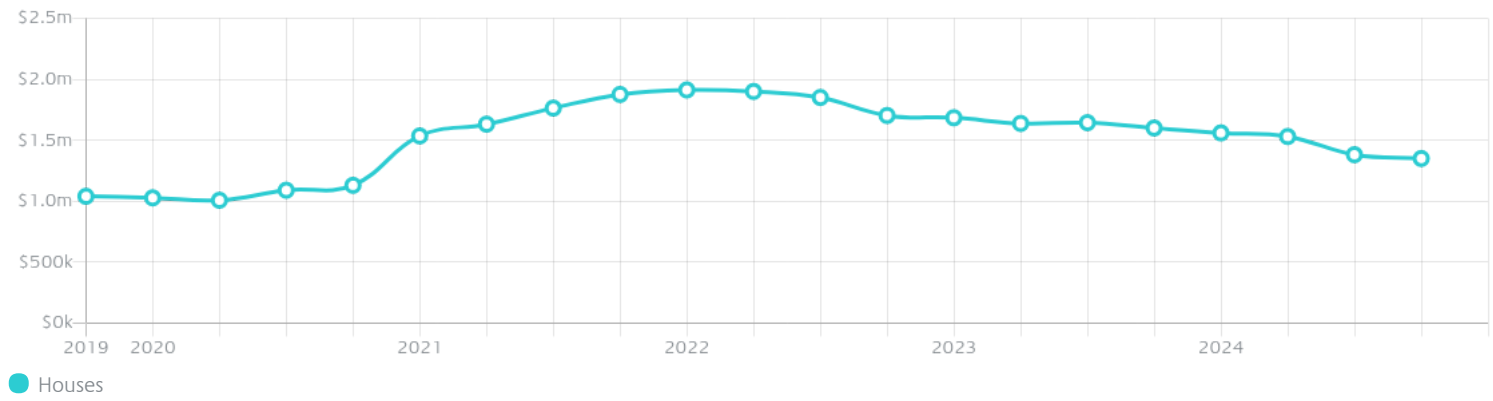
Median

**\$1.35m**

Quarterly Price Change

**-2.26% ↓**

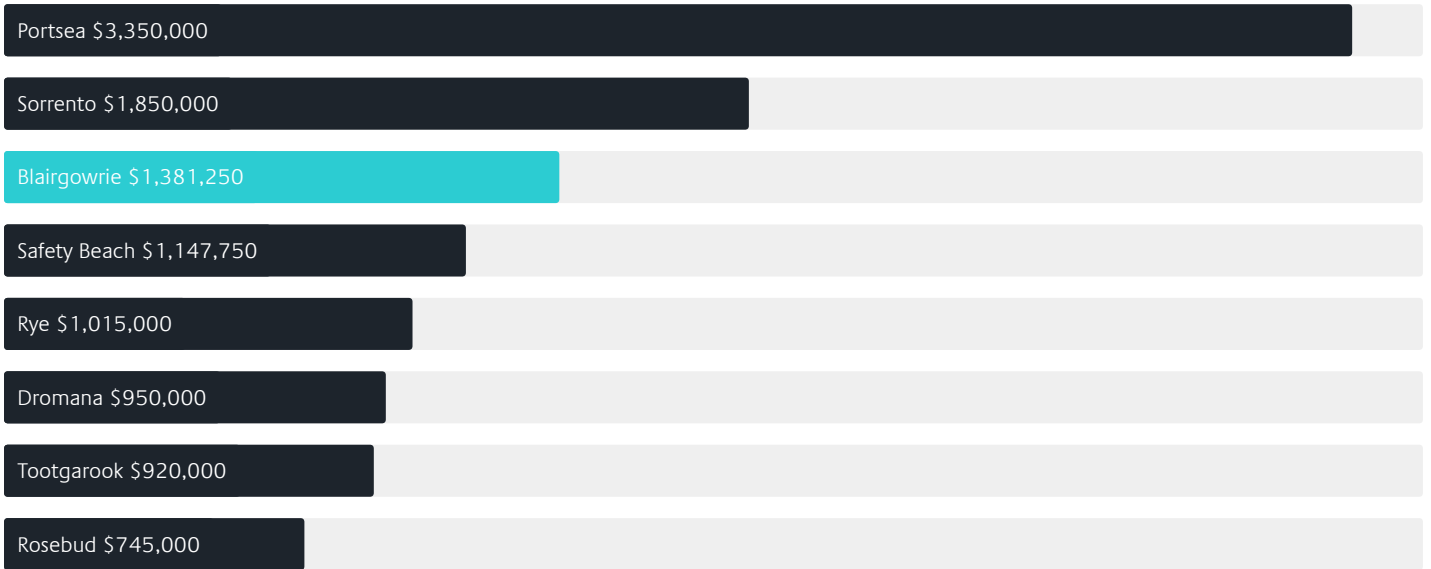
## Quarterly Price Change\*



# Surrounding Suburbs

---

## Median House Sale Price\*



## Median Unit Sale Price\*



# Sales Snapshot

Sale Method\*



● Auction 6%  
● Private 94%

Auction Clearance Rate\*

50%

Median Days on Market^

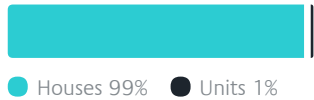
58 days

Average Hold Period\*

6.5 years

## Insights

Dwelling Type^



● Houses 99% ● Units 1%

Ownership^



● Owned Outright 63% ● Mortgaged 27% ● Rented 10%

Population^

2,786

Median Asking Rent per week\*

\$640

Population Growth^

20.45%

Rental Yield\*

2.49%

Median Age^













58 years

Median Household Size^













2.1 people

# Sold Properties~













Discover a snapshot of the most recent results for this suburb, to view the full 12 months of sales history, please go to [jellisraig.com.au/suburbinsights](https://jellisraig.com.au/suburbinsights)

Address	Bedrooms	Type	Price	Sold
 4 Leland St Blairgowrie	3	House	\$1,050,000	25 Mar 2025
 410 Melbourne Rd Blairgowrie	4	House	\$1,300,000	21 Mar 2025
 28 Geoffrey St Blairgowrie	4	House	\$910,000	13 Mar 2025
 2 Fairfax St Blairgowrie	3	House	\$1,230,000	06 Mar 2025
 3 Garden St BLAIRGOWRIE	4	House	\$1,825,000	28 Feb 2025
 22 Godfrey St Blairgowrie	3	House	\$1,110,000	27 Feb 2025
 15 Mackie Ct Blairgowrie	3	House	\$1,250,000	14 Feb 2025
 19 Dana Av Blairgowrie	2	House	\$2,300,000	13 Feb 2025
 2 Grant St Blairgowrie	6	House	\$1,400,000	11 Feb 2025
 4 Fairfax St Blairgowrie	3	House	\$1,090,000	11 Feb 2025
 18 Benjamin Pde Blairgowrie	2	House	\$933,000	08 Feb 2025
 5 Maryrose St BLAIRGOWRIE	3	House	\$1,300,000	05 Feb 2025

# Sold Properties~

Address	Bedrooms	Type	Price	Sold
 9 Dana Av Blairgowrie	3	House	\$1,600,000	05 Feb 2025
 63 Hughes Rd Blairgowrie	4	House	\$2,150,000	04 Feb 2025
 5 Brooks Av Blairgowrie	3	House	\$615,000	02 Feb 2025
 39 Caxton St Blairgowrie	4	House	\$895,000	31 Jan 2025
 83 Lansdowne St Blairgowrie	3	House	\$1,290,000	30 Jan 2025
 561 Melbourne Rd Blairgowrie	3	House	\$960,000	24 Jan 2025
 58 Adelaide St Blairgowrie	1	House	\$1,400,000	20 Jan 2025
 31 Charles St Blairgowrie	5	House	\$3,675,000	15 Jan 2025
 14 David St Blairgowrie	3	House	\$1,260,000	14 Jan 2025
 9 Phillipa St Blairgowrie	3	House	\$919,200	18 Dec 2024
 18 Reeves St Blairgowrie	3	House	\$1,435,000	11 Dec 2024
 41 Caxton St Blairgowrie	2	House	\$765,000	10 Dec 2024

# Sold Properties~

Address	Bedrooms	Type	Price	Sold
 20 Macfarlan Av Blairgowrie	4	House	\$1,375,000	04 Dec 2024
 26 Ritchie Av Blairgowrie	4	House	\$4,100,000	26 Nov 2024
 19 Summoner St Blairgowrie	5	House	\$1,840,000	23 Nov 2024
 16 Hester St Blairgowrie	4	House	\$1,350,000	20 Nov 2024
 132 Canterbury Jetty Rd BLAIRGOWRIE	3	House	\$1,007,000	16 Nov 2024
 15 Ritchie Av Blairgowrie	3	House	\$1,193,333	14 Nov 2024
 10 Archer St Blairgowrie	3	House	\$1,500,000	13 Nov 2024
 29 Pearse Rd Blairgowrie	4	House	\$2,150,000	12 Nov 2024
 29 Central Av Blairgowrie	4	House	\$2,800,000	10 Nov 2024
 22 Centenary St Blairgowrie	3	House	\$1,850,000	10 Nov 2024
 48 Seaview St Blairgowrie	3	House	\$925,000	09 Nov 2024
 16 Morris St Blairgowrie	1	House	\$725,000	08 Nov 2024

# Jellis Craig

Sorrento Office  
148 Ocean Beach Road, Sorrento  
03 5984 0999

[jelliscraig.com.au](http://jelliscraig.com.au)

Data is current as of PDF generation date 01/04/2025

\* Updated Quarterly for the past 12 months

^ Updated daily for the past quarter

~ Updated daily: 33 recent results.

This publication contains data, analytics, statistics and other information supplied by PROPERTYDATAONLINE PTY LTD (PropertyData). The data provided in this publication is of a general nature and should not be construed as specific advice or relied upon in lieu of appropriate professional advice.

PropertyData relies upon data supplied by third parties and while the data is checked and reviewed, PropertyData does not warrant the accuracy or completeness of the information to the full extent permitted by the law and excludes all loss or damage howsoever arising (including through negligence) in connection with the data supplied by PropertyData. The State of Victoria owns the copyright in the Property Sales Data and reproduction of that data in any way without the consent of the State of Victoria will constitute a breach of the Copyright Act 1968 (cth). The State of Victoria does not warrant the accuracy or completeness of the Property Sales Data and any person using or relying upon such information does so on the basis that the State of Victoria accepts no responsibility or liability whatsoever for any errors, faults, defects or omissions in the information supplied.