

Suburb **INSIGHTS**

3942
BLAIRGOWRIE



Data that shapes your suburb.

**Jellis
Craig**

Property Prices

Median House Price*

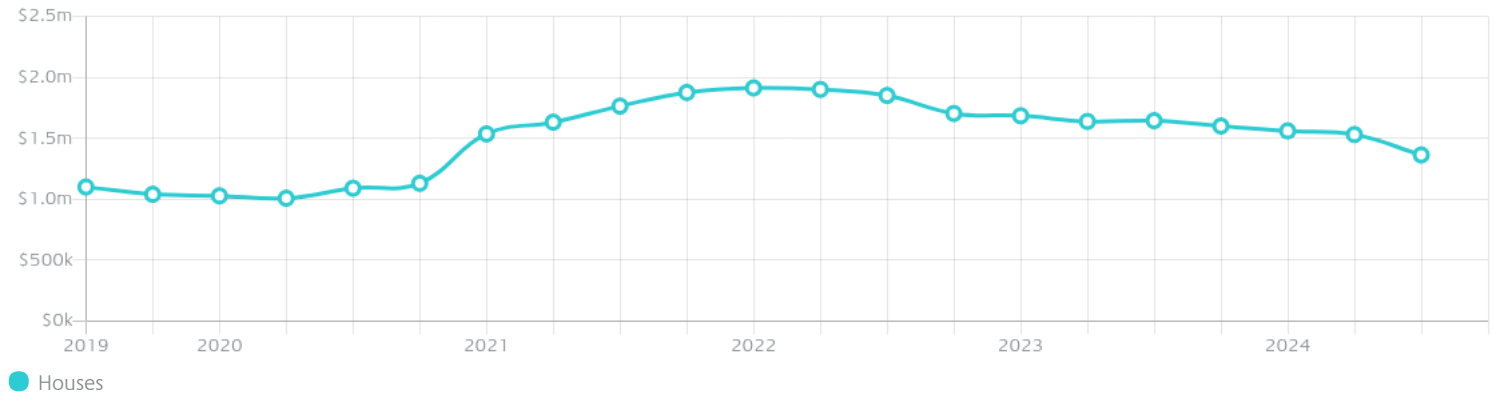
Median

\$1.36m

Quarterly Price Change

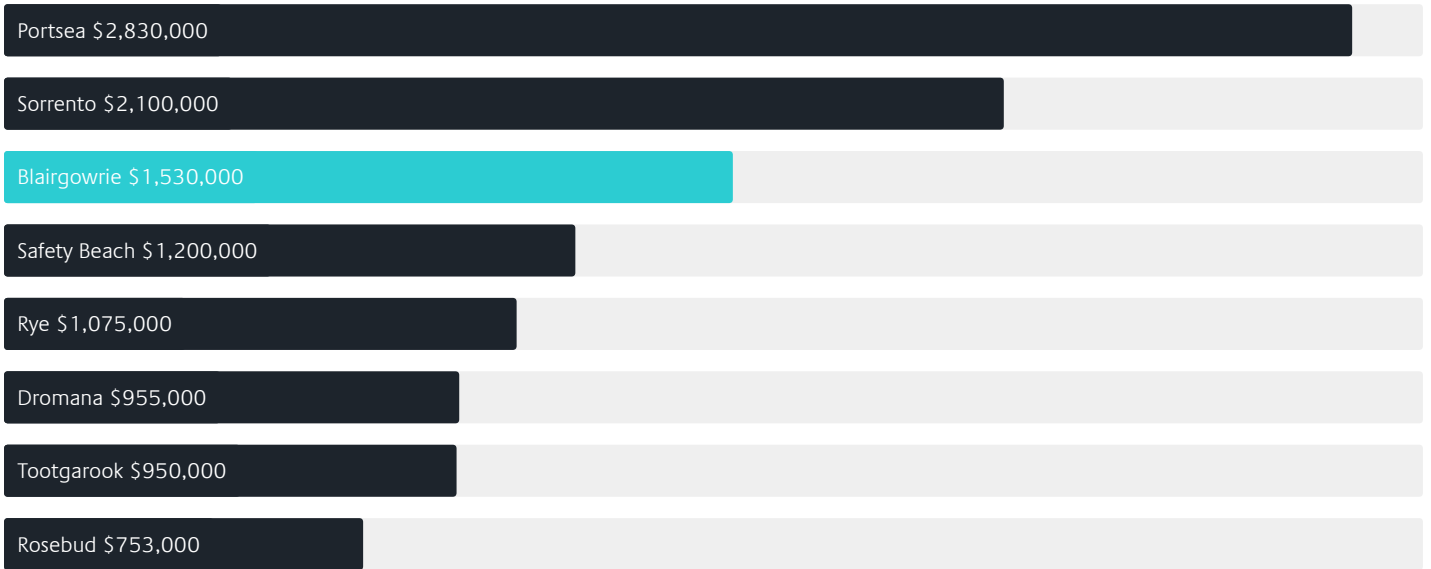
-10.94% ↓

Quarterly Price Change*



Surrounding Suburbs

Median House Sale Price*



Median Unit Sale Price*



Sales Snapshot

Sale Method^{*}



● Auction 9%
● Private 91%

Auction Clearance Rate^{*}

100%

Median Days on Market[^]

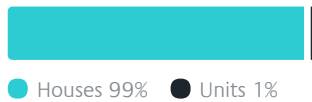
31 days

Average Hold Period^{*}

6.5 years

Insights

Dwelling Type[^]



● Houses 99% ● Units 1%

Ownership[^]



● Owned Outright 63% ● Mortgaged 27% ● Rented 10%

Population[^]

2,786

Median Asking Rent per week^{*}

\$650

Population Growth[^]

20.45%

Rental Yield^{*}

2.49%

Median Age[^]













58 years

Median Household Size[^]













2.1 people

Sold Properties~













Discover a snapshot of the most recent results for this suburb, to view the full 12 months of sales history, please go to jellisicraig.com.au/suburbinsights

Address	Bedrooms	Type	Price	Sold
 6 Patricia Av Blairgowrie	3	House	\$1,500,000	05 Nov 2024
 23 Brooks Av Blairgowrie	4	House	\$1,700,000	16 Oct 2024
 20 Maxwell St Blairgowrie	3	House	\$137,500	12 Oct 2024
 521 Melbourne Rd Blairgowrie	2	House	\$830,000	09 Oct 2024
 25 Reeves St Blairgowrie	3	House	\$906,000	01 Oct 2024
 24 Blairgowrie Av Blairgowrie	4	House	\$3,525,000	20 Sep 2024
 292 Melbourne Rd Blairgowrie	3	House	\$810,000	17 Sep 2024
 84 Carslake Av Blairgowrie	2	House	\$970,000	12 Sep 2024
 11 Harleian St Blairgowrie	4	House	\$1,362,500	11 Sep 2024
 37 Melibee St Blairgowrie	4	House	\$1,490,000	10 Sep 2024
 59 Hughes Rd Blairgowrie	3	House	\$1,135,000	07 Sep 2024
 24 Ridley St Blairgowrie	3	House	\$1,050,000	02 Sep 2024

Sold Properties~

Address	Bedrooms	Type	Price	Sold
 522 Melbourne Rd Blairgowrie	3	House	\$950,000	28 Aug 2024
 340 Melbourne Rd Blairgowrie	3	House	\$815,000	22 Aug 2024
 10 Kara Ct Blairgowrie	4	House	\$1,310,000	16 Aug 2024
 57 Ocean Rd Blairgowrie	4	House	\$2,750,000	13 Aug 2024
 33 Pearse Rd Blairgowrie	3	House	\$3,150,000	13 Aug 2024
 14 Egerton St BLAIRGOWRIE	3	House	\$1,190,000	09 Aug 2024
 96 William Rd Blairgowrie	4	House	\$1,550,000	09 Aug 2024
 53 Melibee St Blairgowrie	4	House	\$975,000	26 Jul 2024
 7 Foam Av Blairgowrie	4	House	\$3,250,000	25 Jul 2024
 9 Fairfax St Blairgowrie	3	House	\$1,095,000	24 Jul 2024
 100 William Rd Blairgowrie	3	House	\$1,150,000	24 Jul 2024
 7 Dana Av Blairgowrie	3	House	\$1,245,000	20 Jul 2024

Sold Properties~

Address	Bedrooms	Type	Price	Sold
 36 Geoffrey St BLAIRGOWRIE	4	House	\$1,100,000	20 Jul 2024
 7 Stringer Rd Blairgowrie	3	House	\$1,760,000	17 Jul 2024
 10 Court St Blairgowrie	3	House	\$1,150,000	17 Jul 2024
 53 Lansdowne St Blairgowrie	2	House	\$855,000	08 Jul 2024
 11 Trentham St Blairgowrie	3	House	\$325,000	08 Jul 2024
 109 William Rd Blairgowrie	3	House	\$710,000	06 Jul 2024
 7 Wildcoast Av Blairgowrie	5	House	\$2,500,000	05 Jul 2024
 21 Geoffrey St Blairgowrie	3	House	\$1,195,000	01 Jul 2024
 26 Whitehead St Blairgowrie	3	House	\$975,000	30 Jun 2024
 114 Canterbury Jetty Rd Blairgowrie	3	House	\$840,000	21 Jun 2024
 12 Caxton St Blairgowrie	4	House	\$2,857,000	12 Jun 2024
 70 Canterbury Jetty Rd Blairgowrie	3	House	\$1,340,000	12 Jun 2024



Sorrento Office
148 Ocean Beach Road, Sorrento
03 5984 0999

jelliscraig.com.au

Data is current as of PDF generation date 01/12/2024

* Updated Quarterly for the past 12 months

^ Updated daily for the past quarter

~ Updated daily: 33 recent results.

This publication contains data, analytics, statistics and other information supplied by PROPERTYDATAONLINE PTY LTD (PropertyData). The data provided in this publication is of a general nature and should not be construed as specific advice or relied upon in lieu of appropriate professional advice.

PropertyData relies upon data supplied by third parties and while the data is checked and reviewed, PropertyData does not warrant the accuracy or completeness of the information to the full extent permitted by the law and excludes all loss or damage howsoever arising (including through negligence) in connection with the data supplied by PropertyData. The State of Victoria owns the copyright in the Property Sales Data and reproduction of that data in any way without the consent of the State of Victoria will constitute a breach of the Copyright Act 1968 (cth). The State of Victoria does not warrant the accuracy or completeness of the Property Sales Data and any person using or relying upon such information does so on the basis that the State of Victoria accepts no responsibility or liability whatsoever for any errors, faults, defects or omissions in the information supplied.