

Suburb Report

Know your neighbourhood.



Property Prices

Median House Price*


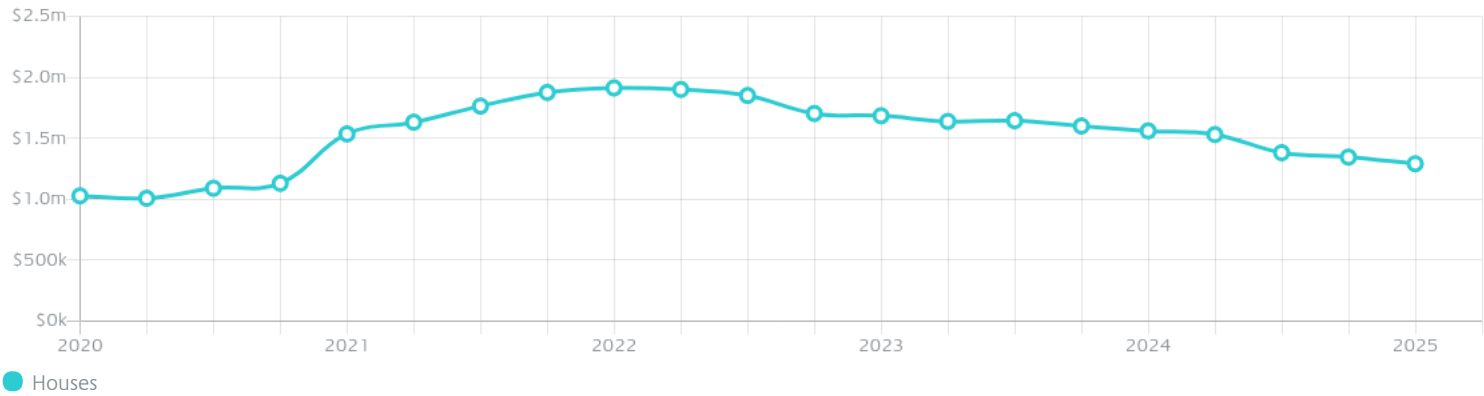
Median

\$1.29m

Quarterly Price Change

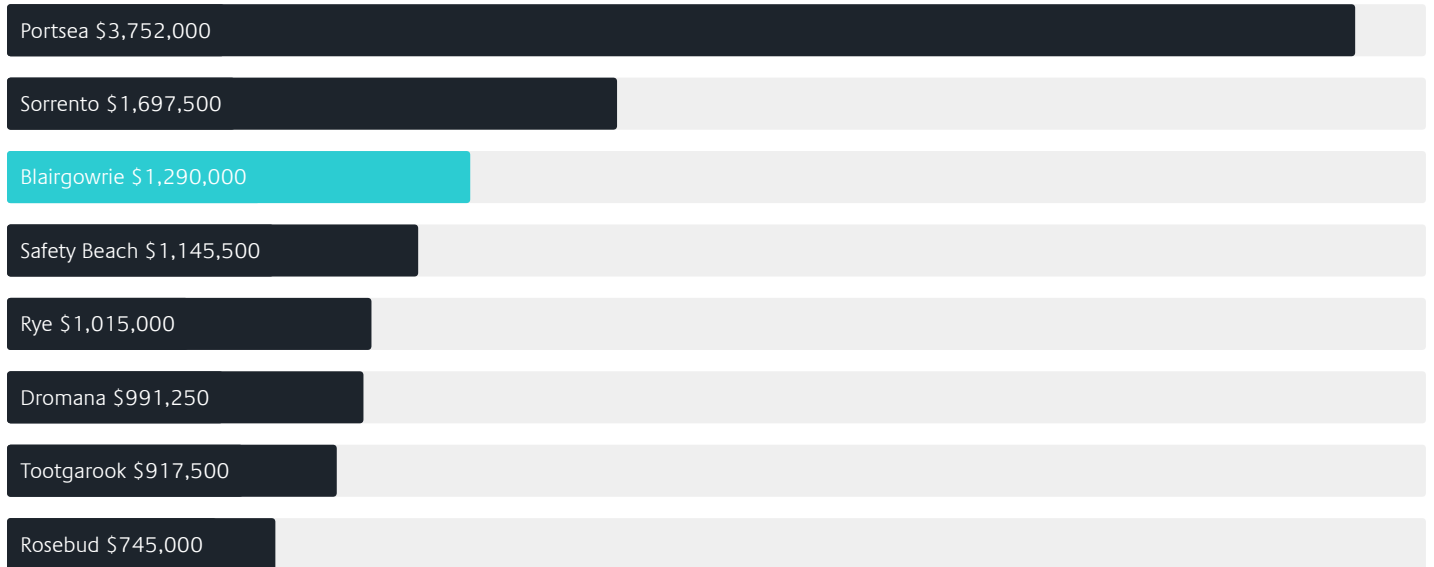
-4.08% ↓

Quarterly Price Change*



Surrounding Suburbs

Median House Sale Price*



Median Unit Sale Price*



Sales Snapshot

Sale Method*



● Auction 3%
● Private 97%

Auction Clearance Rate*

100%

Median Days on Market^

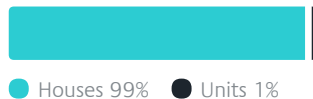
98 days

Average Hold Period*

6.5 years

Insights

Dwelling Type^



● Houses 99% ● Units 1%

Ownership^



● Owned Outright 63% ● Mortgaged 27% ● Rented 10%

Population^

2,786

Median Asking Rent per week*

\$623

Population Growth^

20.45%

Rental Yield*

2.49%

Median Age^













58 years

Median Household Size^













2.1 people

Sold Properties~













Discover a snapshot of the most recent results for this suburb, to view the full 12 months of sales history, please go to jellisraig.com.au/suburbinsights

Address	Bedrooms	Type	Price	Sold
 26 Canterbury Jetty Rd Blairgowrie	4	House	\$2,750,000	18 Jun 2025
 3 Woodland Cl Blairgowrie	3	House	\$1,735,000	13 Jun 2025
 39 Godwin St Blairgowrie	3	House	\$1,700,000	21 May 2025
 60 Dana Av Blairgowrie	3	House	\$1,240,000	06 May 2025
 16 Mackie Ct Blairgowrie	4	House	\$1,400,500	06 May 2025
 3 Egerton St Blairgowrie	4	House	\$3,000,000	01 May 2025
 54 Ritchie Av Blairgowrie	4	House	\$2,300,000	28 Apr 2025
 12 Godwin St Blairgowrie	3	House	\$880,000	28 Apr 2025
 11 Geoffrey St Blairgowrie	3	House	\$1,350,000	17 Apr 2025
 18 Barton St Blairgowrie	3	House	\$1,460,000	17 Apr 2025
 16 Beach Av Blairgowrie	3	House	\$1,325,000	11 Apr 2025
 5 Hester St Blairgowrie	2	House	\$3,050,000	08 Apr 2025

Sold Properties~

Address	Bedrooms	Type	Price	Sold
 6 Godwin St Blairgowrie	4	House	\$1,700,000	31 Mar 2025
 4 Leland St Blairgowrie	3	House	\$1,050,000	25 Mar 2025
 410 Melbourne Rd Blairgowrie	4	House	\$1,300,000	21 Mar 2025
 28 Geoffrey St Blairgowrie	4	House	\$910,000	13 Mar 2025
 2 Fairfax St Blairgowrie	3	House	\$1,230,000	06 Mar 2025
 17 Pearse Rd Blairgowrie	3	House	\$1,295,000	06 Mar 2025
 49 Ocean Rd Blairgowrie	4	House	\$1,300,000	05 Mar 2025
 377 Melbourne Rd Blairgowrie	4	House	\$2,715,000	03 Mar 2025
 3 Garden St BLAIRGOWRIE	4	House	\$1,825,000	28 Feb 2025
 22 Godfrey St Blairgowrie	3	House	\$1,110,000	27 Feb 2025
 15 Fawkner Av Blairgowrie	3	House	\$1,350,000	27 Feb 2025
 21 Beach Av Blairgowrie	3	House	\$271,430	20 Feb 2025

Sold Properties~

Address	Bedrooms	Type	Price	Sold
 15 Mackie Ct Blairgowrie	3	House	\$1,250,000	14 Feb 2025
 13 Whitehead St Blairgowrie	4	House	\$1,125,000	14 Feb 2025
 19 Dana Av Blairgowrie	2	House	\$2,300,000	13 Feb 2025
 2 Grant St Blairgowrie	6	House	\$1,400,000	11 Feb 2025
 4 Fairfax St Blairgowrie	3	House	\$1,090,000	11 Feb 2025
 423 Melbourne Rd BLAIRGOWRIE	4	House	\$3,211,000	08 Feb 2025
 18 Benjamin Pde Blairgowrie	2	House	\$933,000	08 Feb 2025
 35 Foam Av Blairgowrie	4	House	\$1,810,000	06 Feb 2025
 5 Maryrose St BLAIRGOWRIE	3	House	\$1,300,000	05 Feb 2025
 9 Dana Av Blairgowrie	3	House	\$1,600,000	05 Feb 2025
 63 Hughes Rd Blairgowrie	4	House	\$2,150,000	04 Feb 2025
 5 Brooks Av Blairgowrie	3	House	\$615,000	02 Feb 2025



Sorrento Office
148 Ocean Beach Road, Sorrento
03 5984 0999

jelliscraig.com.au

Data is current as of PDF generation date 01/07/2025

* Updated Quarterly for the past 12 months

^ Updated daily for the past quarter

~ Updated daily: 33 recent results.

This publication contains data, analytics, statistics and other information supplied by PROPERTYDATAONLINE PTY LTD (PropertyData). The data provided in this publication is of a general nature and should not be construed as specific advice or relied upon in lieu of appropriate professional advice.

PropertyData relies upon data supplied by third parties and while the data is checked and reviewed, PropertyData does not warrant the accuracy or completeness of the information to the full extent permitted by the law and excludes all loss or damage howsoever arising (including through negligence) in connection with the data supplied by PropertyData. The State of Victoria owns the copyright in the Property Sales Data and reproduction of that data in any way without the consent of the State of Victoria will constitute a breach of the Copyright Act 1968 (cth). The State of Victoria does not warrant the accuracy or completeness of the Property Sales Data and any person using or relying upon such information does so on the basis that the State of Victoria accepts no responsibility or liability whatsoever for any errors, faults, defects or omissions in the information supplied.