

JellisCraig

BLAIRGOWRIE

Suburb Report

Know your neighbourhood.



BLAIRGOWRIE SUBURB REPORT

Median House Price*

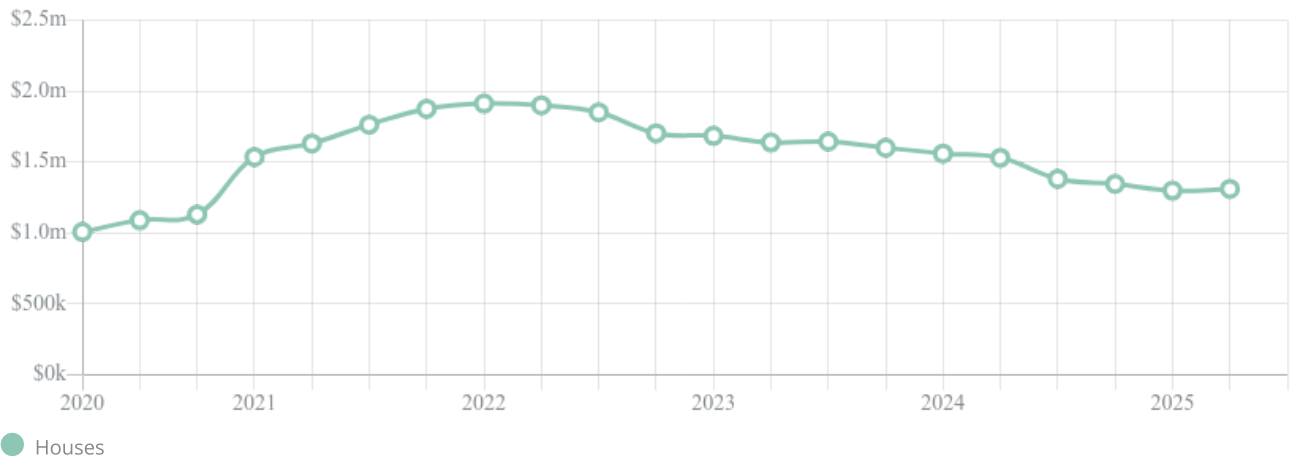
Median

\$1.31m

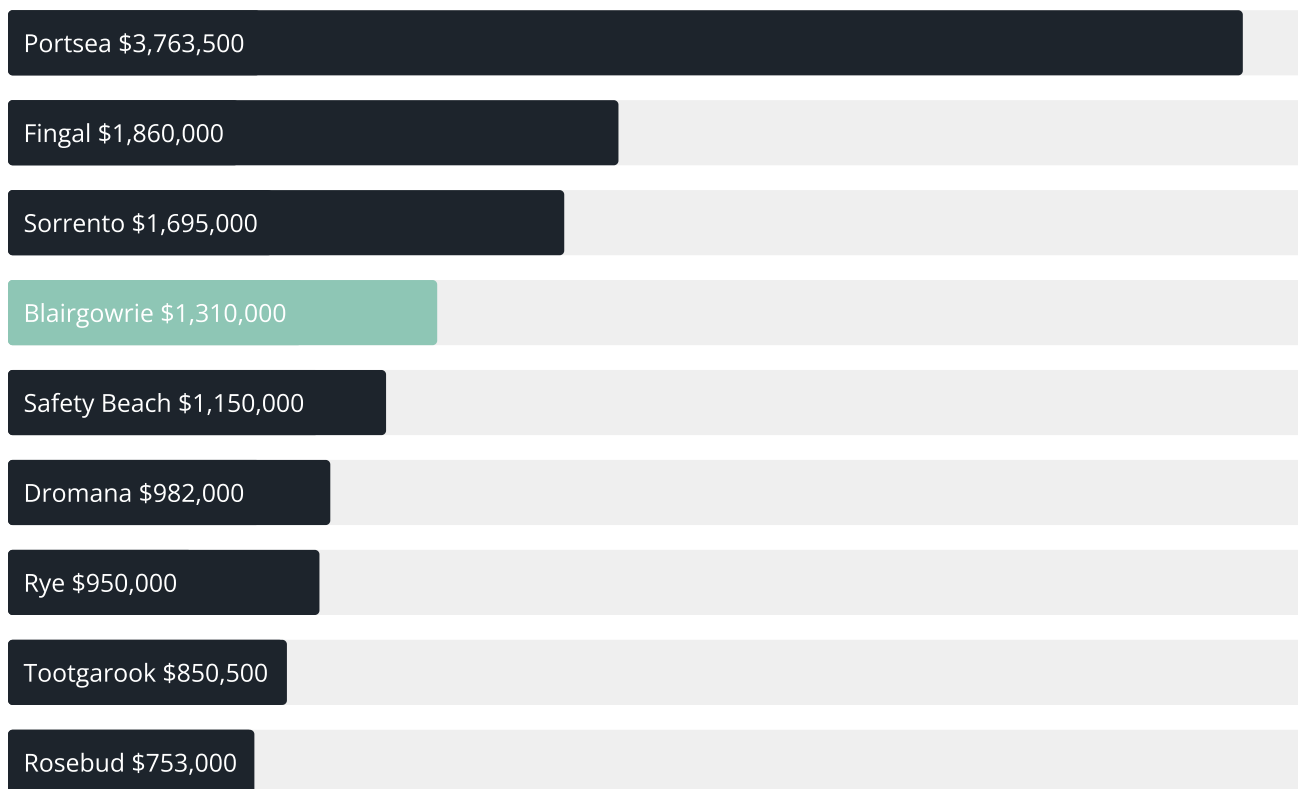
Quarterly Price Change

0.96% ↑

Quarterly Price Change*



BLAIRGOWRIE SUBURB REPORT

Median House Sale Price^{*}Median Unit Sale Price^{*}

BLAIRGOWRIE SUBURB REPORT

Sale Method*



Auction 11%
Private 89%

Auction Clearance Rate*

100%

Median Days on Market^

44 days

Average Hold Period*

6.5 years

Dwelling Type^



Houses 99% Units 1%

Ownership^



Owned Outright 63% Mortgaged 27% Rented 10%

Population^

2,786

Median Asking Rent per week*

\$650

Population Growth^

20.45%

Rental Yield*

2.49%

Median Age^











58 years

Median Household Size^











2.1 people

BLAIRGOWRIE SUBURB REPORT











Discover a snapshot of the most recent results for this suburb, to view the full 12 months of sales history, please go to jellisraig.com.au/suburbinsights

Address	Bedrooms	Type	Price	Sold
 77 St Johns Wood Rd Blairgowrie	3	House	\$1,150,000	27 Sep 2025
 3 Madeleine St Blairgowrie	4	House	\$2,534,500	19 Sep 2025
 8 Godfrey St Blairgowrie	4	House	\$1,860,000	17 Sep 2025
 3 Fawcner Av Blairgowrie	4	House	\$1,375,000	11 Sep 2025
 3 Macfarlan Av Blairgowrie	4	House	\$1,350,000	02 Sep 2025
 385 Melbourne Rd BLAIRGOWRIE	4	House	\$1,500,000	29 Aug 2025
 44 Revell St Blairgowrie	4	House	\$2,090,000	20 Aug 2025
 530 Melbourne Rd Blairgowrie	3	House	\$1,050,000	18 Aug 2025
 22 Egerton St Blairgowrie	6	House	\$1,800,000	09 Aug 2025
 39 Lansdowne St Blairgowrie	4	House	\$2,110,000	22 Jul 2025

BLAIRGOWRIE SUBURB REPORT

Address	Bedrooms	Type	Price	Sold
 7 Derrick St Blairgowrie	5	House	\$2,500,000	04 Jul 2025
 258 Melbourne Rd Blairgowrie	4	House	\$1,320,000	04 Jul 2025
 50 St Johns Wood Rd Blairgowrie	4	House	\$1,565,000	01 Jul 2025
 6 David St Blairgowrie	3	House	\$1,195,000	28 Jun 2025
 2 Happy Valley Av Blairgowrie	3	House	\$1,100,000	27 Jun 2025
 26 Canterbury Jetty Rd Blairgowrie	4	House	\$2,750,000	18 Jun 2025
 20 Foam Av Blairgowrie	4	House	\$2,214,000	18 Jun 2025
 29 Charles St Blairgowrie	4	House	\$3,450,000	17 Jun 2025
 3 Woodland Cl Blairgowrie	3	House	\$1,735,000	13 Jun 2025
 33 Ridley St Blairgowrie	5	House	\$3,400,000	13 Jun 2025

BLAIRGOWRIE SUBURB REPORT

Address	Bedrooms	Type	Price	Sold
 4 Godwin St Blairgowrie	3	House	\$995,000	11 Jun 2025
 11 Godfrey St Blairgowrie	1	House	\$865,000	10 Jun 2025
 45 Seaview St Blairgowrie	2	House	\$1,150,000	08 Jun 2025
 42 Harleian St Blairgowrie	3	House	\$940,000	04 Jun 2025
 14 Winifred Gr BLAIRGOWRIE	3	House	\$2,210,000	03 Jun 2025
 29 Reeves St Blairgowrie	3	House	\$1,255,000	31 May 2025
 39 Godwin St Blairgowrie	3	House	\$1,700,000	21 May 2025
 25 Stringer Rd Blairgowrie	3	House	\$4,450,000	18 May 2025
 16 Mackie Ct Blairgowrie	4	House	\$1,400,500	06 May 2025
 60 Dana Av Blairgowrie	3	House	\$1,240,000	06 May 2025



Sorrento Office
148 Ocean Beach Road, Sorrento
03 5984 0999

jelliscraig.com.au

Data is current as of PDF generation date 01/10/2025

* Updated Quarterly for the past 12 months

^ Updated daily for the past quarter

~ Updated daily: 33 recent results.

This publication contains data, analytics, statistics and other information supplied by PROPERTYDATAONLINE PTY LTD (PropertyData). The data provided in this publication is of a general nature and should not be construed as specific advice or relied upon in lieu of appropriate professional advice.

PropertyData relies upon data supplied by third parties and while the data is checked and reviewed, PropertyData does not warrant the accuracy or completeness of the information to the full extent permitted by the law and excludes all loss or damage howsoever arising (including through negligence) in connection with the data supplied by PropertyData. The State of Victoria owns the copyright in the Property Sales Data and reproduction of that data in any way without the consent of the State of Victoria will constitute a breach of the Copyright Act 1968 (cth). The State of Victoria does not warrant the accuracy or completeness of the Property Sales Data and any person using or relying upon such information does so on the basis that the State of Victoria accepts no responsibility or liability whatsoever for any errors, faults, defects or omissions in the information supplied.