

# JellisCraig

BLAIRGOWRIE

# Suburb Report

Know your neighbourhood.



BLAIRGOWRIE SUBURB REPORT

Median House Price\*

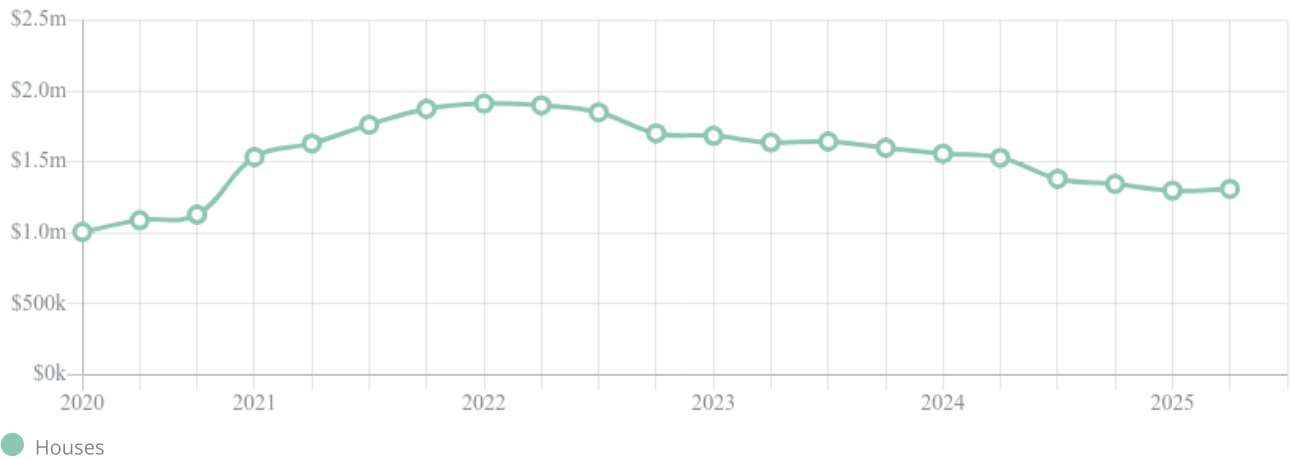
Median

\$1.31m

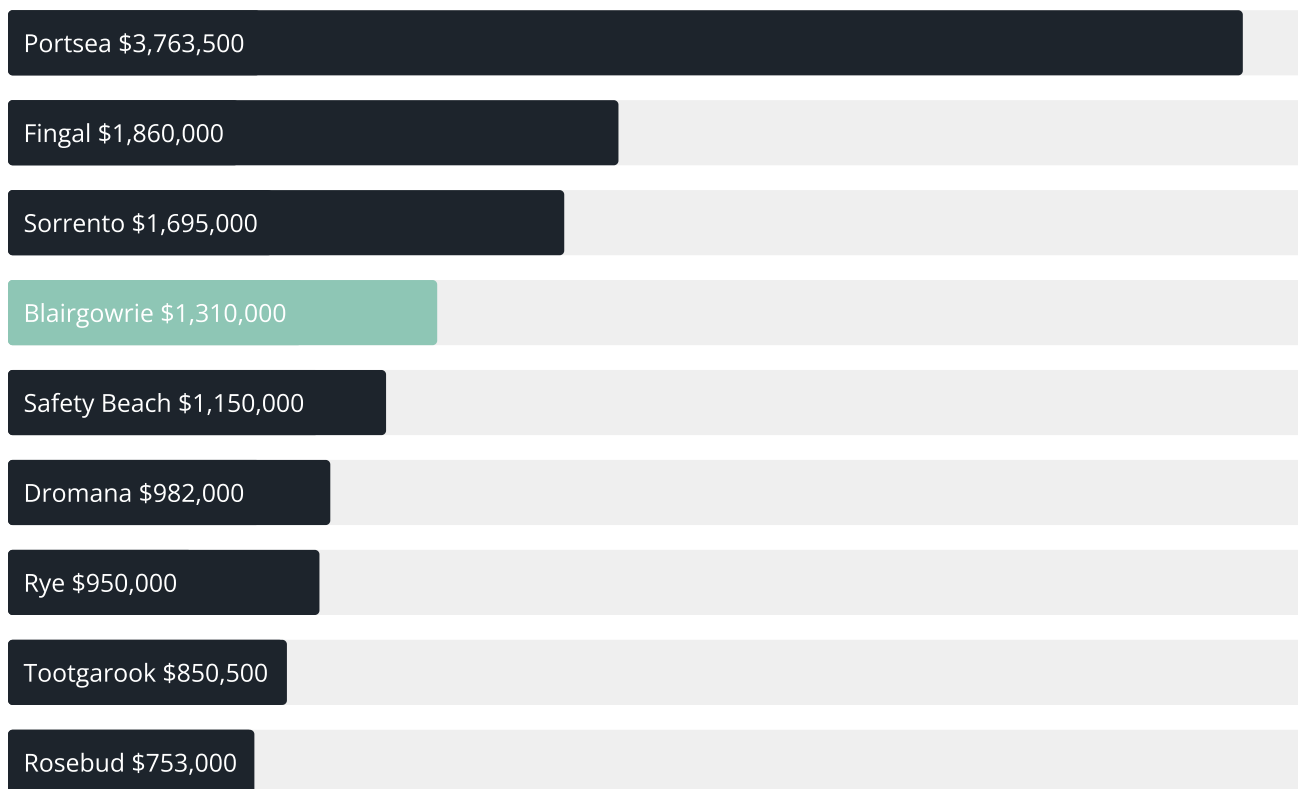
Quarterly Price Change

0.96% ↑

Quarterly Price Change\*



## BLAIRGOWRIE SUBURB REPORT

Median House Sale Price<sup>\*</sup>Median Unit Sale Price<sup>\*</sup>

## BLAIRGOWRIE SUBURB REPORT

## Sale Method\*



Auction 10%

Private 90%

## Auction Clearance Rate\*

100%

## Median Days on Market^

69 days

## Average Hold Period\*

6.5 years

## Dwelling Type^



Houses 99%

Units 1%

## Ownership^



Owned Outright 63%

Mortgaged 27%

Rented 10%

## Population^

2,786

## Median Asking Rent per week\*

\$650

## Population Growth^

20.45%

## Rental Yield\*

2.49%

## Median Age^











58 years

## Median Household Size^











2.1 people

## BLAIRGOWRIE SUBURB REPORT











Discover a snapshot of the most recent results for this suburb, to view the full 12 months of sales history, please go to [jellisraig.com.au/suburbinsights](https://jellisraig.com.au/suburbinsights)

Address	Bedrooms	Type	Price	Sold
 4 Law St BLAIRGOWRIE	4	House	\$1,245,000	27 Aug 2025
 28 Geoffrey St Blairgowrie	4	House	\$1,200,000	27 Aug 2025
 44 Revell St Blairgowrie	4	House	\$2,090,000	20 Aug 2025
 22 Egerton St Blairgowrie	6	House	\$1,800,000	09 Aug 2025
 50 St Johns Wood Rd Blairgowrie	4	House	\$1,565,000	01 Jul 2025
 6 David St Blairgowrie	3	House	\$1,195,000	28 Jun 2025
 26 Canterbury Jetty Rd Blairgowrie	4	House	\$2,750,000	18 Jun 2025
 20 Foam Av Blairgowrie	4	House	\$2,214,000	18 Jun 2025
 29 Charles St Blairgowrie	4	House	\$3,450,000	17 Jun 2025
 3 Woodland Cl Blairgowrie	3	House	\$1,735,000	13 Jun 2025

## BLAIRGOWRIE SUBURB REPORT

Address	Bedrooms	Type	Price	Sold
 33 Ridley St Blairgowrie	5	House	\$3,400,000	13 Jun 2025
 4 Godwin St Blairgowrie	3	House	\$995,000	11 Jun 2025
 11 Godfrey St Blairgowrie	1	House	\$865,000	10 Jun 2025
 42 Harleian St Blairgowrie	3	House	\$940,000	04 Jun 2025
 14 Winifred Gr BLAIRGOWRIE	3	House	\$2,210,000	03 Jun 2025
 29 Reeves St Blairgowrie	3	House	\$1,255,000	31 May 2025
 39 Godwin St Blairgowrie	3	House	\$1,700,000	21 May 2025
 25 Stringer Rd Blairgowrie	3	House	\$4,450,000	18 May 2025
 16 Mackie Ct Blairgowrie	4	House	\$1,400,500	06 May 2025
 60 Dana Av Blairgowrie	3	House	\$1,240,000	06 May 2025

## BLAIRGOWRIE SUBURB REPORT

Address	Bedrooms	Type	Price	Sold
 30 Summoner St Blairgowrie	3	House	\$1,280,000	06 May 2025
 11 Fawkner Av Blairgowrie	4	House	\$2,025,000	01 May 2025
 3 Egerton St Blairgowrie	4	House	\$3,000,000	01 May 2025
 54 Ritchie Av Blairgowrie	4	House	\$2,300,000	28 Apr 2025
 12 Godwin St Blairgowrie	3	House	\$880,000	28 Apr 2025
 23 Macfarlan Av Blairgowrie	3	House	\$1,230,000	22 Apr 2025
 11 Geoffrey St Blairgowrie	3	House	\$1,350,000	17 Apr 2025
 18 Barton St Blairgowrie	3	House	\$1,460,000	17 Apr 2025
 4 Topaz St Blairgowrie	3	House	\$850,000	12 Apr 2025
 16 Beach Av Blairgowrie	3	House	\$1,325,000	11 Apr 2025





Sorrento Office  
148 Ocean Beach Road, Sorrento  
03 5984 0999

[jellisraig.com.au](http://jellisraig.com.au)

Data is current as of PDF generation date 01/09/2025

\* Updated Quarterly for the past 12 months

^ Updated daily for the past quarter

~ Updated daily: 33 recent results.

This publication contains data, analytics, statistics and other information supplied by PROPERTYDATAONLINE PTY LTD (PropertyData). The data provided in this publication is of a general nature and should not be construed as specific advice or relied upon in lieu of appropriate professional advice.

PropertyData relies upon data supplied by third parties and while the data is checked and reviewed, PropertyData does not warrant the accuracy or completeness of the information to the full extent permitted by the law and excludes all loss or damage howsoever arising (including through negligence) in connection with the data supplied by PropertyData. The State of Victoria owns the copyright in the Property Sales Data and reproduction of that data in any way without the consent of the State of Victoria will constitute a breach of the Copyright Act 1968 (cth). The State of Victoria does not warrant the accuracy or completeness of the Property Sales Data and any person using or relying upon such information does so on the basis that the State of Victoria accepts no responsibility or liability whatsoever for any errors, faults, defects or omissions in the information supplied.