

Suburb Report

Know your neighbourhood.



Property Prices

Median House Price*

Median

\$1.68m

Quarterly Price Change

1.14% ↑

Median Unit Price*

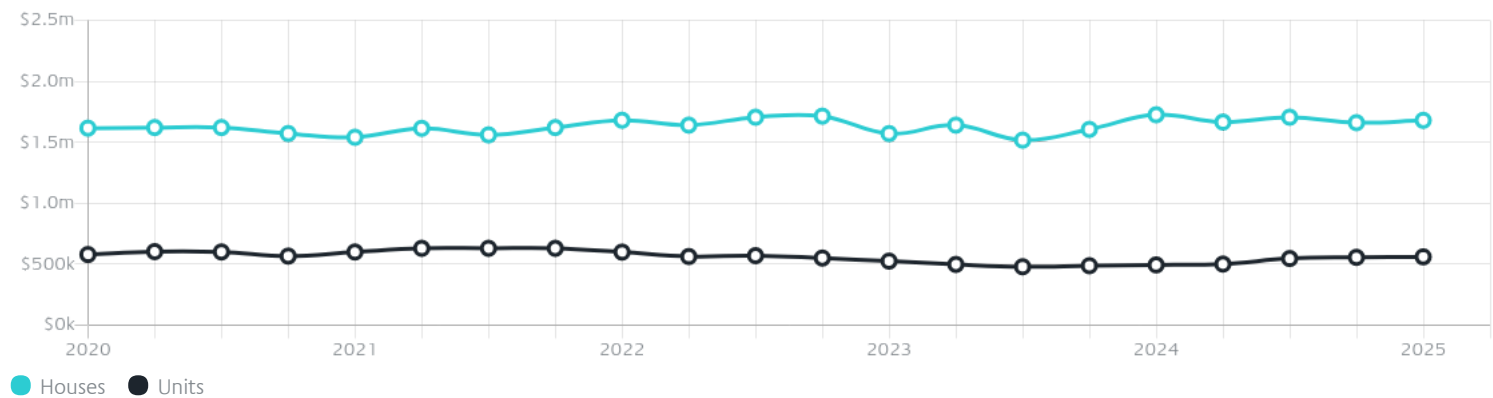
Median

\$560k

Quarterly Price Change

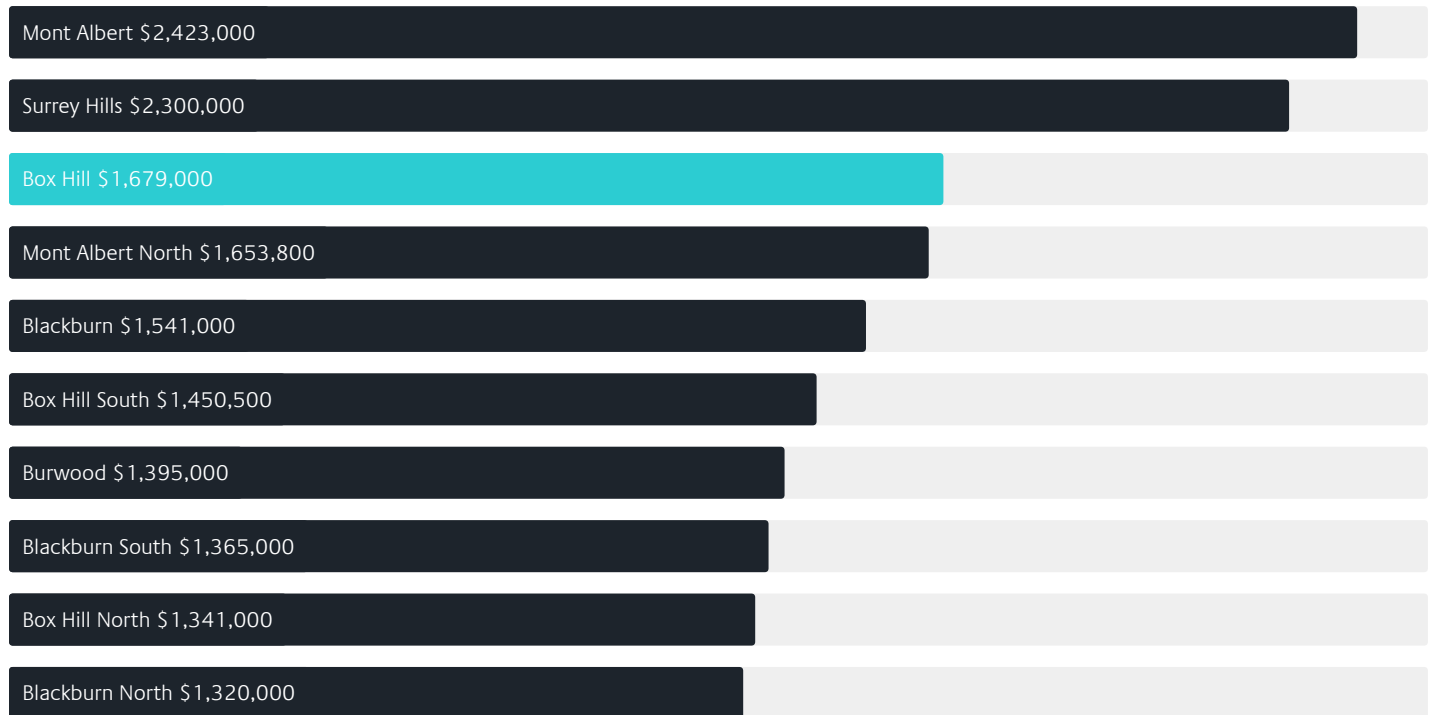
0.71% ↑

Quarterly Price Change*



Surrounding Suburbs

Median House Sale Price*



Median Unit Sale Price*



Sales Snapshot

Sale Method*



● Auction 24%
● Private 76%

Auction Clearance Rate*

82.14%

Median Days on Market^

50 days

Average Hold Period*

6.0 years

Insights

Dwelling Type^



● Houses 22% ● Units 78%

Ownership^



● Owned Outright 23% ● Mortgaged 21% ● Rented 56%

Population^

14,353

Median Asking Rent per week*

\$615

Population Growth^

25.96%

Rental Yield*

1.71%

Median Age^













33 years

Median Household Size^













2.2 people

Sold Properties~













Discover a snapshot of the most recent results for this suburb, to view the full 12 months of sales history, please go to jellisraig.com.au/suburbinsights

Address	Bedrooms	Type	Price	Sold
 10/5 Archibald St Box Hill	1	Apartment	\$135,000	28 Jun 2025
 4/15-17 Bass St Box Hill	2	Unit	\$715,000	28 Jun 2025
 74 Dorking Rd Box Hill	3	House	\$1,082,000	28 Jun 2025
 103/95 Thames St Box Hill	2	Apartment	\$478,000	25 Jun 2025
 2014/850 Whitehorse Rd Box Hill	2	Apartment	\$570,000	25 Jun 2025
 2302/850 Whitehorse Rd Box Hill	2	Apartment	\$545,000	19 Jun 2025
 8/23-25 Albion Rd Box Hill	2	Apartment	\$427,000	17 Jun 2025
 7/1-3 Albion Rd Box Hill	7	Townhouse	\$1,381,000	14 Jun 2025
 3 Landale St Box Hill	2	Unit	\$849,000	14 Jun 2025
 2/42 Barcelona St Box Hill	2	Unit	\$675,000	14 Jun 2025
 27/5 Archibald St Box Hill	1	Apartment	\$154,000	13 Jun 2025
 2/17 Parkside Av Box Hill	3	Townhouse	\$1,190,000	07 Jun 2025

Sold Properties~

Address	Bedrooms	Type	Price	Sold
 49 Bank St Box Hill	4	House	\$1,688,000	06 Jun 2025
 105/1 Archibald St Box Hill	1	Apartment	\$293,000	02 Jun 2025
 3505/545 Station St Box Hill	3	Apartment	\$1,088,888	02 Jun 2025
 1818/828 Whitehorse Rd Box Hill	2	Subdivided Flat - Single OYO Flat	\$470,000	02 Jun 2025
 70 Margaret St Box Hill	4	House	\$2,070,000	31 May 2025
 36 Watts St Box Hill	4	House	\$1,715,000	31 May 2025
 305/710 Station St Box Hill	2	Apartment	\$416,000	29 May 2025
 401/17 Poplar St Box Hill	2	Apartment	\$400,000	28 May 2025
 1/18 Barkly St Box Hill	2	Unit	\$750,000	27 May 2025
 1403/845 Whitehorse Rd Box Hill	2	Strata Unit/Flat	\$470,000	26 May 2025
 3/14 Barkly St Box Hill	3	Townhouse	\$1,219,000	24 May 2025
 505/1 Archibald St Box Hill	2	Apartment	\$425,000	23 May 2025

Sold Properties~

Address	Bedrooms	Type	Price	Sold
 33 Rose St Box Hill	3	House	\$1,565,000	21 May 2025
 4/15-21 Harrow St Box Hill	2	Apartment	\$410,000	20 May 2025
 2009/545 Station St Box Hill	2	Subdivided Flat - Single OYO Flat	\$582,000	16 May 2025
 42 William St Box Hill	3	House	\$1,600,000	16 May 2025
 201/490 Elgar Rd Box Hill	1	Strata Unit/Flat	\$113,000	16 May 2025
 12 Barcelona St Box Hill	5	House	\$1,800,000	16 May 2025
 1108/828 Whitehorse Rd Box Hill	2	Subdivided Flat - Single OYO Flat	\$430,000	13 May 2025
 405/15-21 Harrow St Box Hill	2	Apartment	\$409,000	09 May 2025
 808/3 Young St Box Hill	2	Subdivided Flat - Single OYO Flat	\$547,000	09 May 2025
 115/490 Elgar Rd Box Hill	1	Strata Unit/Flat	\$118,000	09 May 2025
 30 Kintore Cr BOX HILL	4	House	\$2,480,000	08 May 2025
 219/15-21 Harrow St Box Hill	2	Apartment	\$400,008	07 May 2025



Whitehorse Office
166 Whitehorse Road, Blackburn
03 9908 5700

jelliscraig.com.au

Data is current as of PDF generation date 01/07/2025

* Updated Quarterly for the past 12 months

^ Updated daily for the past quarter

~ Updated daily: 33 recent results.

This publication contains data, analytics, statistics and other information supplied by PROPERTYDATAONLINE PTY LTD (PropertyData). The data provided in this publication is of a general nature and should not be construed as specific advice or relied upon in lieu of appropriate professional advice.

PropertyData relies upon data supplied by third parties and while the data is checked and reviewed, PropertyData does not warrant the accuracy or completeness of the information to the full extent permitted by the law and excludes all loss or damage howsoever arising (including through negligence) in connection with the data supplied by PropertyData. The State of Victoria owns the copyright in the Property Sales Data and reproduction of that data in any way without the consent of the State of Victoria will constitute a breach of the Copyright Act 1968 (cth). The State of Victoria does not warrant the accuracy or completeness of the Property Sales Data and any person using or relying upon such information does so on the basis that the State of Victoria accepts no responsibility or liability whatsoever for any errors, faults, defects or omissions in the information supplied.