

Suburb **INSIGHTS**

3128
BOX HILL SOUTH



Data that shapes your suburb.

**Jellis
Craig**

Property Prices

Median House Price*

Median

\$1.46m

Quarterly Price Change

-1.01% ↓

Median Unit Price*

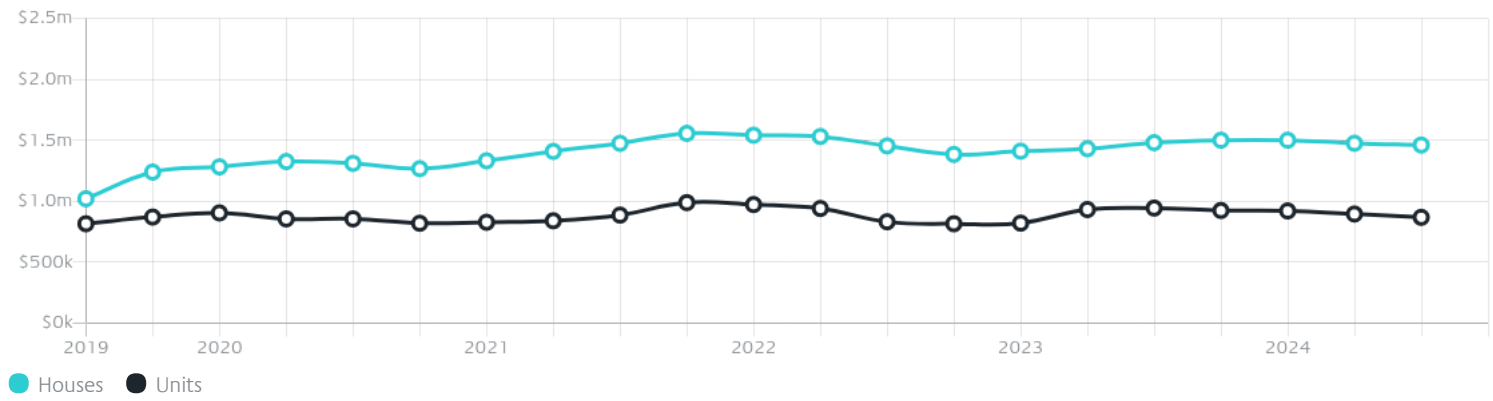
Median

\$868k

Quarterly Price Change

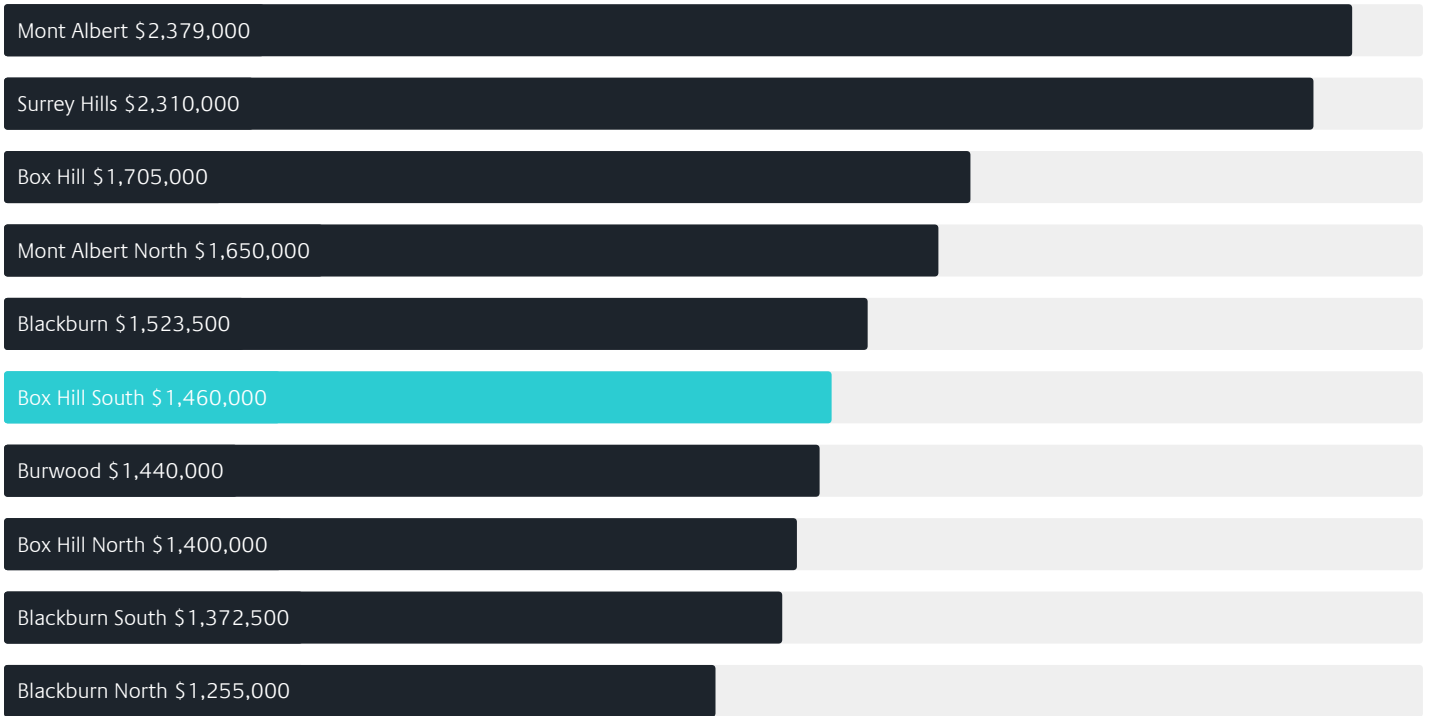
-3.07% ↓

Quarterly Price Change*



Surrounding Suburbs

Median House Sale Price*



Median Unit Sale Price*



Sales Snapshot

Sale Method*



● Auction 100%

Auction Clearance Rate*

75.56%

Median Days on Market^

26 days

Average Hold Period*

7.6 years

Insights

Dwelling Type^



● Houses 66% ● Units 34%

Ownership^



● Owned Outright 36% ● Mortgaged 40% ● Rented 24%

Population^

8,491

Median Asking Rent per week*

\$600

Population Growth^

0.68%

Rental Yield*

2.14%

Median Age^













39 years

Median Household Size^













2.6 people

Sold Properties~













Discover a snapshot of the most recent results for this suburb, to view the full 12 months of sales history, please go to jellisraig.com.au/suburbinsights

| Address | Bedrooms | Type | Price | Sold |
|--|----------|-----------|-------------|-------------|
|  2 Haughton Ct Box Hill South | 4 | House | \$2,450,000 | 23 Nov 2024 |
|  16 Nash Rd Box Hill South | 3 | House | \$1,411,000 | 16 Nov 2024 |
|  1a Asquith St Box Hill South | 3 | Townhouse | \$950,000 | 09 Nov 2024 |
|  15 Chaucer St Box Hill South | 3 | House | \$1,680,000 | 09 Nov 2024 |
|  20 Surrey St Box Hill South | 5 | House | \$3,231,000 | 09 Nov 2024 |
|  2/89 Eley Rd Box Hill South | 2 | Unit | \$870,000 | 06 Nov 2024 |
|  2a Arcadia St Box Hill South | 3 | House | \$957,500 | 02 Nov 2024 |
|  17 Cadorna St Box Hill South | 4 | House | \$1,470,000 | 31 Oct 2024 |
|  2/7 Halsey St Box Hill South | 4 | Townhouse | \$1,518,000 | 26 Oct 2024 |
|  810 Canterbury Rd Box Hill South | 3 | House | \$1,365,000 | 26 Oct 2024 |
|  5 Kingswood Rise Box Hill South | 4 | Townhouse | \$1,243,000 | 26 Oct 2024 |
|  45 Monash St Box Hill South | 2 | House | \$3,160,000 | 25 Oct 2024 |

Sold Properties~

| Address | Bedrooms | Type | Price | Sold |
|--|----------|-----------|-------------|-------------|
|  17/7 Hay St Box Hill South | 3 | Townhouse | \$630,000 | 24 Oct 2024 |
|  28 Moore St Box Hill South | 5 | House | \$1,900,000 | 19 Oct 2024 |
|  154 Station St Box Hill South | 3 | House | \$1,005,000 | 19 Oct 2024 |
|  12 Cornfield Gr Box Hill South | 3 | House | \$1,232,000 | 12 Oct 2024 |
|  34 Penrose St Box Hill South | 3 | House | \$1,311,000 | 12 Oct 2024 |
|  2/50 Monash St Box Hill South | 2 | Unit | \$1,105,000 | 12 Oct 2024 |
|  3/838 Canterbury Rd Box Hill South | 3 | Townhouse | \$1,100,000 | 07 Oct 2024 |
|  2b Naples St Box Hill South | 3 | House | \$1,170,000 | 05 Oct 2024 |
|  11 Milton Cr BOX HILL SOUTH | 4 | House | \$1,400,000 | 05 Oct 2024 |
|  5/166 Station St Box Hill South | 2 | House | \$625,000 | 05 Oct 2024 |
|  29 Foch St Box Hill South | 5 | House | \$2,325,000 | 05 Oct 2024 |
|  28 Thomas St Box Hill South | 4 | House | \$2,006,000 | 21 Sep 2024 |

Sold Properties~

| Address | Bedrooms | Type | Price | Sold |
|---|----------|-----------|-------------|-------------|
|  9 Byron St Box Hill South | 3 | House | \$1,148,000 | 21 Sep 2024 |
|  2/51 Cadorna St BOX HILL SOUTH | 4 | Townhouse | \$1,100,000 | 20 Sep 2024 |
|  16 Hill St Box Hill South | 4 | House | \$2,250,000 | 07 Sep 2024 |
|  14/325 Station St Box Hill South | 3 | Townhouse | \$1,200,000 | 07 Sep 2024 |
|  26 Boardman Cl Box Hill South | 4 | House | \$1,050,000 | 31 Aug 2024 |
|  40 Kitchener St Box Hill South | 5 | House | \$2,710,000 | 31 Aug 2024 |
|  4/48-50 Hamel St Box Hill South | 3 | Townhouse | \$1,050,000 | 30 Aug 2024 |
|  294 Station St Box Hill South | 3 | House | \$1,350,000 | 30 Aug 2024 |
|  292 Station St Box Hill South | 1 | House | \$2,000,000 | 30 Aug 2024 |
|  1/16 Hamel St Box Hill South | 2 | Townhouse | \$885,000 | 29 Aug 2024 |
|  G03/3 Hay St Box Hill South | 2 | Apartment | \$475,000 | 28 Aug 2024 |
|  3/1 Verona St Box Hill South | 2 | Unit | \$788,000 | 28 Aug 2024 |



Whitehorse Office
166 Whitehorse Road, Blackburn
03 9908 5700

jelliscraig.com.au

Data is current as of PDF generation date 01/12/2024

* Updated Quarterly for the past 12 months

^ Updated daily for the past quarter

~ Updated daily: 33 recent results.

This publication contains data, analytics, statistics and other information supplied by PROPERTYDATAONLINE PTY LTD (PropertyData). The data provided in this publication is of a general nature and should not be construed as specific advice or relied upon in lieu of appropriate professional advice.

PropertyData relies upon data supplied by third parties and while the data is checked and reviewed, PropertyData does not warrant the accuracy or completeness of the information to the full extent permitted by the law and excludes all loss or damage howsoever arising (including through negligence) in connection with the data supplied by PropertyData. The State of Victoria owns the copyright in the Property Sales Data and reproduction of that data in any way without the consent of the State of Victoria will constitute a breach of the Copyright Act 1968 (cth). The State of Victoria does not warrant the accuracy or completeness of the Property Sales Data and any person using or relying upon such information does so on the basis that the State of Victoria accepts no responsibility or liability whatsoever for any errors, faults, defects or omissions in the information supplied.