

Suburb Report

Know your neighbourhood.



Property Prices

Median House Price*

Median

\$1.44m

Quarterly Price Change

-1.26% ↓

Median Unit Price*

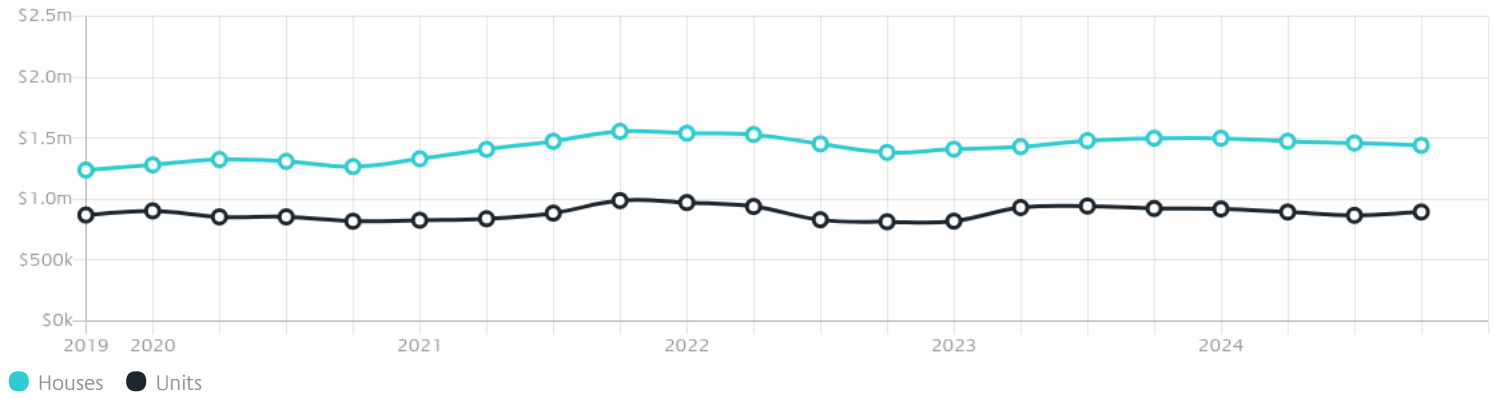
Median

\$895k

Quarterly Price Change

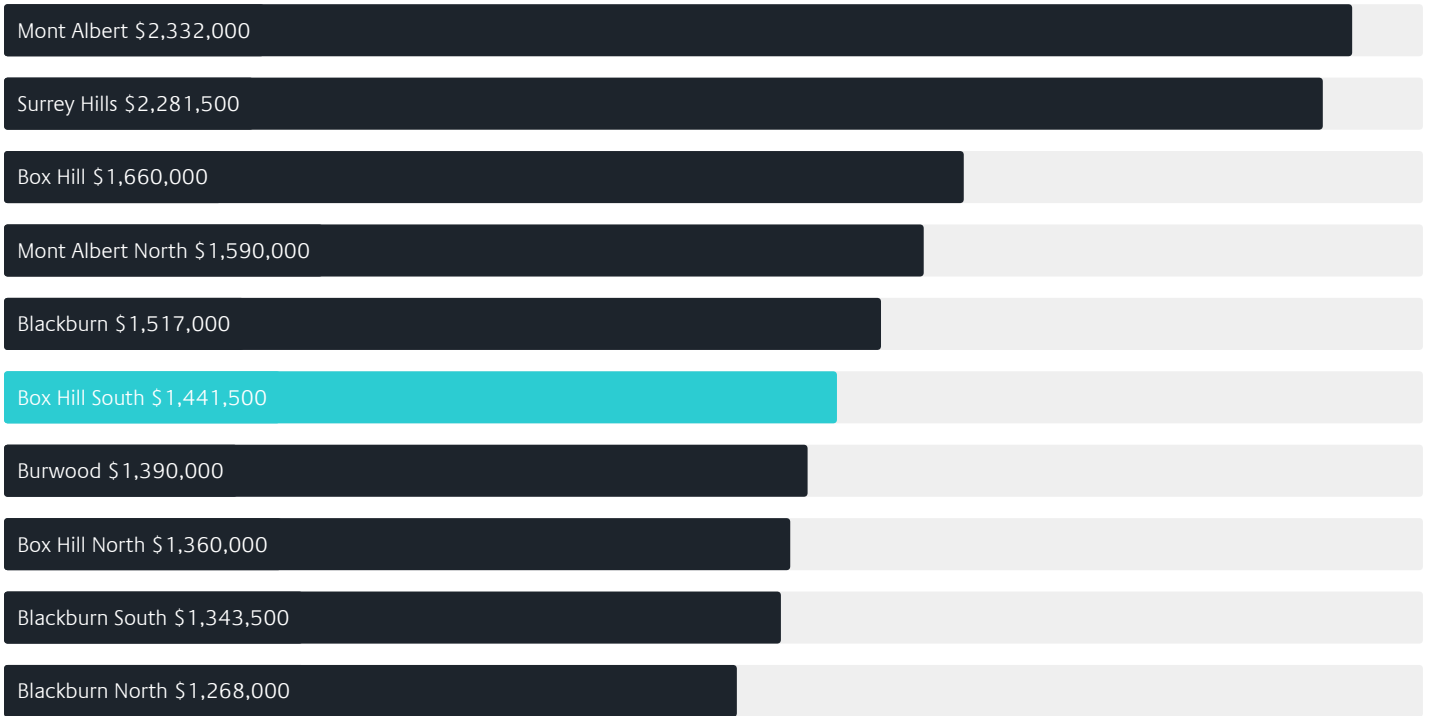
3.17% ↑

Quarterly Price Change*

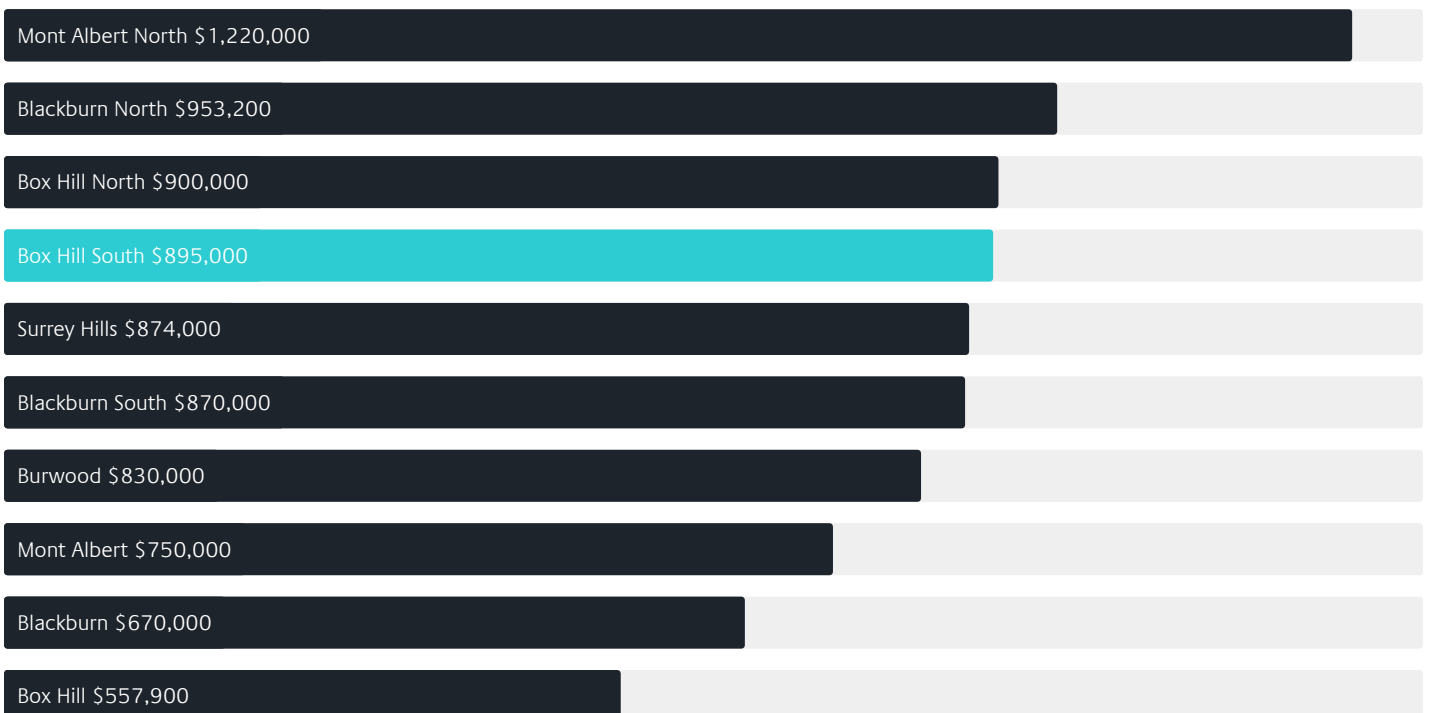


Surrounding Suburbs

Median House Sale Price*



Median Unit Sale Price*



Sales Snapshot

Sale Method^{*}



● Auction 79%
● Private 21%

Auction Clearance Rate^{*}

81.82%

Median Days on Market[^]

26 days

Average Hold Period^{*}

7.6 years

Insights

Dwelling Type[^]



● Houses 66% ● Units 34%

Ownership[^]



● Owned Outright 36% ● Mortgaged 40% ● Rented 24%

Population[^]

8,491

Median Asking Rent per week^{*}

\$650

Population Growth[^]

0.68%

Rental Yield^{*}

2.14%

Median Age[^]













39 years

Median Household Size[^]













2.6 people

Sold Properties~













Discover a snapshot of the most recent results for this suburb, to view the full 12 months of sales history, please go to jellisraig.com.au/suburbinsights

Address	Bedrooms	Type	Price	Sold
 17 Duncan St Box Hill South	3	House	\$1,550,000	01 Jan 2025
 30 Boardman Cl Box Hill South	3	House	\$911,000	18 Dec 2024
 26 Penrose St Box Hill South	4	House	\$1,750,000	18 Dec 2024
 1/1 Verona St Box Hill South	2	Unit	\$655,000	14 Dec 2024
 102/154 Elgar Rd Box Hill South	1	Subdivided Flat - Single OYO Flat	\$315,000	13 Dec 2024
 36/916 Canterbury Rd Box Hill South	2	Flat/Unit/Apartment	\$515,000	11 Dec 2024
 33 Massey St BOX HILL SOUTH	5	House	\$1,412,500	07 Dec 2024
 5 Nash Rd Box Hill South	4	House	\$1,451,000	02 Dec 2024
 31 Brook Cr Box Hill South	4	House	\$1,890,000	30 Nov 2024
 2 Houghton Ct Box Hill South	4	House	\$2,450,000	23 Nov 2024
 3/52 Birdwood St Box Hill South	2	Unit	\$687,000	19 Nov 2024
 16 Nash Rd Box Hill South	3	House	\$1,411,000	16 Nov 2024

Sold Properties~

Address	Bedrooms	Type	Price	Sold
 1a Asquith St Box Hill South	3	Townhouse	\$950,000	09 Nov 2024
 15 Chaucer St Box Hill South	3	House	\$1,680,000	09 Nov 2024
 20 Surrey St Box Hill South	5	House	\$3,231,000	09 Nov 2024
 51 Roberts Av Box Hill South	3	House	\$1,305,000	09 Nov 2024
 2/89 Eley Rd Box Hill South	2	Unit	\$870,000	06 Nov 2024
 2a Arcadia St Box Hill South	3	House	\$957,500	02 Nov 2024
 17 Cadorna St Box Hill South	4	House	\$1,470,000	31 Oct 2024
 2/7 Halsey St Box Hill South	4	Townhouse	\$1,518,000	26 Oct 2024
 810 Canterbury Rd Box Hill South	3	House	\$1,365,000	26 Oct 2024
 5 Kingswood Rise Box Hill South	4	Townhouse	\$1,243,000	26 Oct 2024
 3 Nash Rd Box Hill South	4	House	\$1,310,000	26 Oct 2024
 45 Monash St Box Hill South	2	House	\$3,160,000	25 Oct 2024

Sold Properties~

Address	Bedrooms	Type	Price	Sold
 17/7 Hay St Box Hill South	3	Townhouse	\$630,000	24 Oct 2024
 33 Fowler St Box Hill South	5	House	\$1,750,000	22 Oct 2024
 28 Moore St Box Hill South	5	House	\$1,900,000	19 Oct 2024
 154 Station St Box Hill South	3	House	\$1,005,000	19 Oct 2024
 2/6 Devon St Box Hill South	2	Flat/Unit/Apartment	\$705,000	18 Oct 2024
 34 Penrose St Box Hill South	3	House	\$1,311,000	12 Oct 2024
 12 Cornfield Gr Box Hill South	3	House	\$1,232,000	12 Oct 2024
 17/5 Hay St Box Hill South	4	Townhouse	\$905,888	12 Oct 2024
 2/50 Monash St Box Hill South	2	Unit	\$1,105,000	12 Oct 2024
 3/838 Canterbury Rd Box Hill South	3	Townhouse	\$1,100,000	07 Oct 2024
 2b Naples St Box Hill South	3	House	\$1,170,000	05 Oct 2024
 5/166 Station St Box Hill South	2	House	\$625,000	05 Oct 2024



Whitehorse Office
166 Whitehorse Road, Blackburn
03 9908 5700

jelliscraig.com.au

Data is current as of PDF generation date 01/02/2025

* Updated Quarterly for the past 12 months

^ Updated daily for the past quarter

~ Updated daily: 33 recent results.

This publication contains data, analytics, statistics and other information supplied by PROPERTYDATAONLINE PTY LTD (PropertyData). The data provided in this publication is of a general nature and should not be construed as specific advice or relied upon in lieu of appropriate professional advice.

PropertyData relies upon data supplied by third parties and while the data is checked and reviewed, PropertyData does not warrant the accuracy or completeness of the information to the full extent permitted by the law and excludes all loss or damage howsoever arising (including through negligence) in connection with the data supplied by PropertyData. The State of Victoria owns the copyright in the Property Sales Data and reproduction of that data in any way without the consent of the State of Victoria will constitute a breach of the Copyright Act 1968 (cth). The State of Victoria does not warrant the accuracy or completeness of the Property Sales Data and any person using or relying upon such information does so on the basis that the State of Victoria accepts no responsibility or liability whatsoever for any errors, faults, defects or omissions in the information supplied.