

Suburb Report

Know your neighbourhood.



Property Prices

Median House Price*

Median

\$1.45m

Quarterly Price Change

0.62% ↑

Median Unit Price*

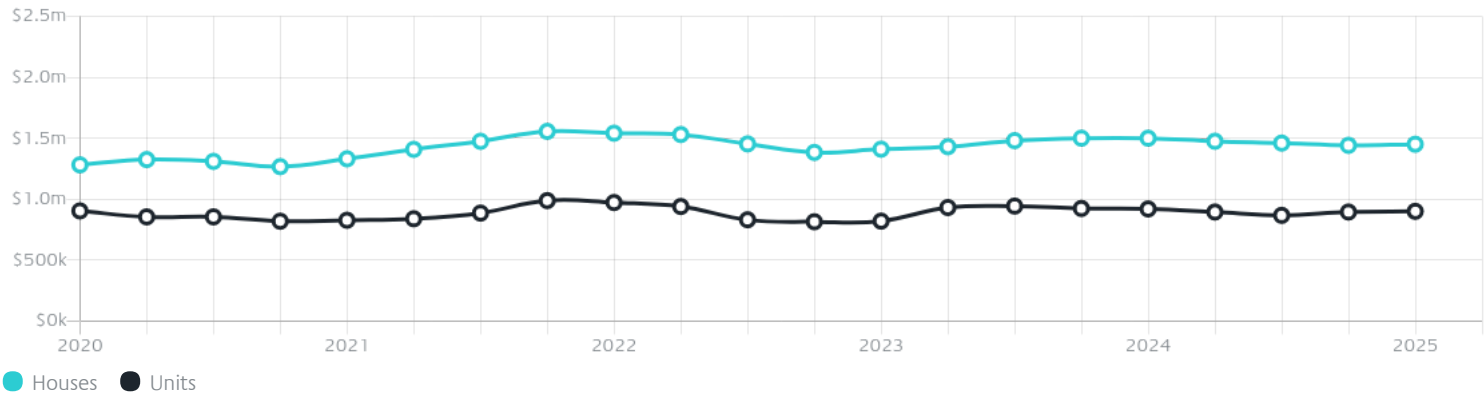
Median

\$900k

Quarterly Price Change

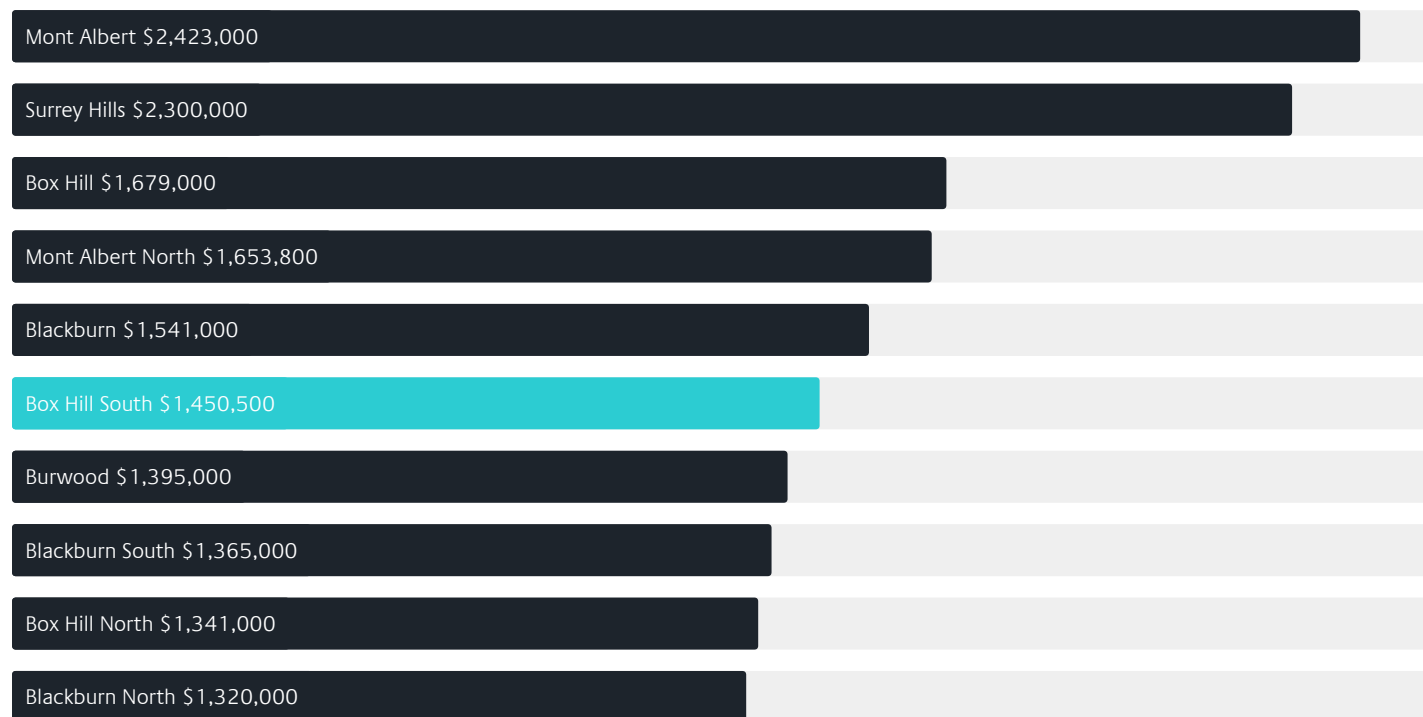
0.60% ↑

Quarterly Price Change*



Surrounding Suburbs

Median House Sale Price*



Median Unit Sale Price*



Sales Snapshot

Sale Method*



● Auction 78%
● Private 22%

Auction Clearance Rate*

84.62%

Median Days on Market^

26 days

Average Hold Period*

7.6 years

Insights

Dwelling Type^



● Houses 66% ● Units 34%

Ownership^



● Owned Outright 36% ● Mortgaged 40% ● Rented 24%

Population^

8,491

Median Asking Rent per week*

\$613

Population Growth^

0.68%

Rental Yield*

2.14%

Median Age^













39 years

Median Household Size^













2.6 people

Sold Properties~













Discover a snapshot of the most recent results for this suburb, to view the full 12 months of sales history, please go to jellisicraig.com.au/suburbinsights

Address	Bedrooms	Type	Price	Sold
 45a Foch St Box Hill South	3	Unit	\$995,000	28 Jun 2025
 33 Piedmont St Box Hill South	4	House	\$1,705,000	28 Jun 2025
 4/9-11 Grandview Rd Box Hill South	3	Unit	\$1,000,000	23 Jun 2025
 3 Duncan St Box Hill South	5	House	\$1,690,000	21 Jun 2025
 6 Piedmont St Box Hill South	4	House	\$2,640,000	21 Jun 2025
 836 Canterbury Rd Box Hill South	3	House	\$1,241,000	14 Jun 2025
 3/77 Haig St Box Hill South	2	House	\$745,000	10 Jun 2025
 34 Cadorna St Box Hill South	3	House	\$1,465,000	07 Jun 2025
 30 Douglas Av Box Hill South	3	House	\$1,215,000	31 May 2025
 4/36-38 Hamel St BOX HILL SOUTH	3	Townhouse	\$1,023,000	31 May 2025
 23 Grandview Rd Box Hill South	3	House	\$1,493,000	31 May 2025
 19 Devon St Box Hill South	4	House	\$1,740,000	31 May 2025

Sold Properties~

Address	Bedrooms	Type	Price	Sold
 1/2 Arcadia St Box Hill South	2	Unit	\$621,053	26 May 2025
 49 Beaver St Box Hill South	3	House	\$1,580,000	24 May 2025
 38 Foch St Box Hill South	2	House	\$1,187,000	24 May 2025
 1a Keogh Ct Box Hill South	3	Townhouse	\$1,105,000	17 May 2025
 13 Latrobe St Box Hill South	2	House	\$1,420,000	17 May 2025
 13/166 Station St Box Hill South	2	Unit	\$774,000	17 May 2025
 26 Cyril St BOX HILL SOUTH	5	House	\$2,705,000	10 May 2025
 28 Edinburgh St Box Hill South	3	House	\$2,205,000	10 May 2025
 1 Wellman St Box Hill South	3	House	\$1,600,000	10 May 2025
 7 Thomas St Box Hill South	6	House	\$1,230,000	10 May 2025
 1/948 Canterbury Rd Box Hill South	3	Townhouse	\$950,000	10 May 2025
 48 Begonia St Box Hill South	5	House	\$1,611,000	03 May 2025

Sold Properties~

Address	Bedrooms	Type	Price	Sold
 22 David St Box Hill South	4	House	\$1,725,000	01 May 2025
 108/154 Elgar Rd Box Hill South	2	Apartment	\$375,000	22 Apr 2025
 12 Stott St Box Hill South	3	House	\$1,225,000	22 Apr 2025
 38a Stott St Box Hill South	3	Townhouse	\$1,280,000	19 Apr 2025
 46 Monash St Box Hill South	4	House	\$1,765,000	12 Apr 2025
 24a Cadorna St Box Hill South	3	House	\$1,261,000	11 Apr 2025
 1/1 Frank St Box Hill South No Bodycorp	4	Townhouse	\$1,385,000	09 Apr 2025
 1/18 Cadorna St Box Hill South	3	House	\$1,201,000	05 Apr 2025
 2/18 Cadorna St Box Hill South	3	Townhouse	\$985,000	05 Apr 2025
 34 Hill St Box Hill South	4	House	\$1,610,000	03 Apr 2025
 1/2 Asquith St Box Hill South	3	House	\$910,000	02 Apr 2025
 39 Stott St Box Hill South	2	House	\$900,000	01 Apr 2025



Whitehorse Office
166 Whitehorse Road, Blackburn
03 9908 5700

jelliscraig.com.au

Data is current as of PDF generation date 01/07/2025

* Updated Quarterly for the past 12 months

^ Updated daily for the past quarter

~ Updated daily: 33 recent results.

This publication contains data, analytics, statistics and other information supplied by PROPERTYDATAONLINE PTY LTD (PropertyData). The data provided in this publication is of a general nature and should not be construed as specific advice or relied upon in lieu of appropriate professional advice.

PropertyData relies upon data supplied by third parties and while the data is checked and reviewed, PropertyData does not warrant the accuracy or completeness of the information to the full extent permitted by the law and excludes all loss or damage howsoever arising (including through negligence) in connection with the data supplied by PropertyData. The State of Victoria owns the copyright in the Property Sales Data and reproduction of that data in any way without the consent of the State of Victoria will constitute a breach of the Copyright Act 1968 (cth). The State of Victoria does not warrant the accuracy or completeness of the Property Sales Data and any person using or relying upon such information does so on the basis that the State of Victoria accepts no responsibility or liability whatsoever for any errors, faults, defects or omissions in the information supplied.