

# JellisCraig

BOX HILL SOUTH

# Suburb Report

Know your neighbourhood.



BOX HILL SOUTH SUBURB REPORT

Median House Price\*

Median

\$1.51m

Quarterly Price Change

3.89% ↑

Median Unit Price\*

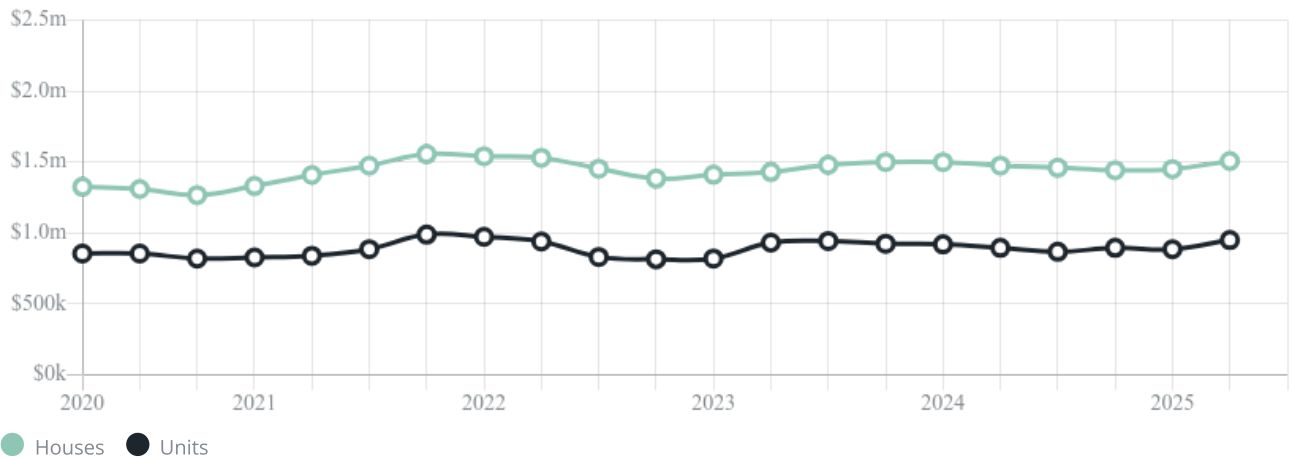
Median

\$950k

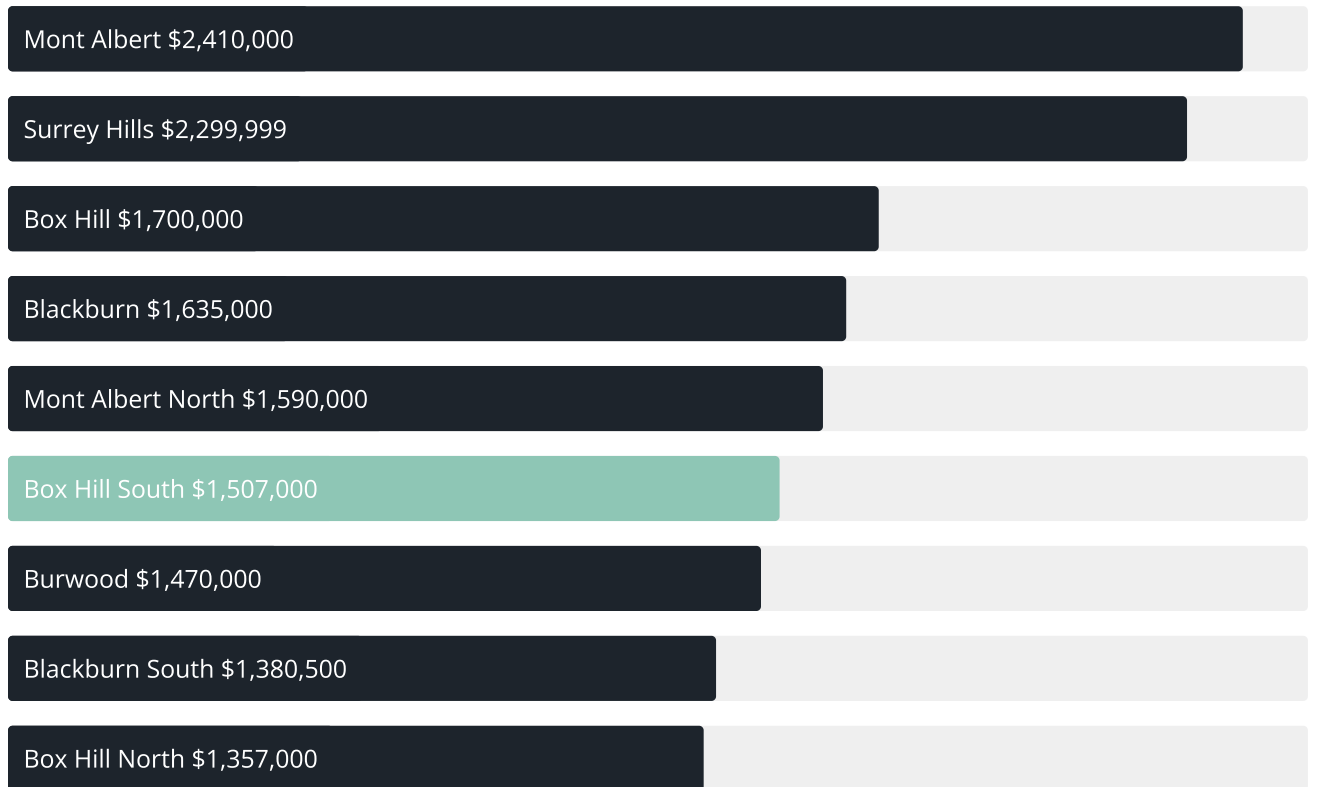
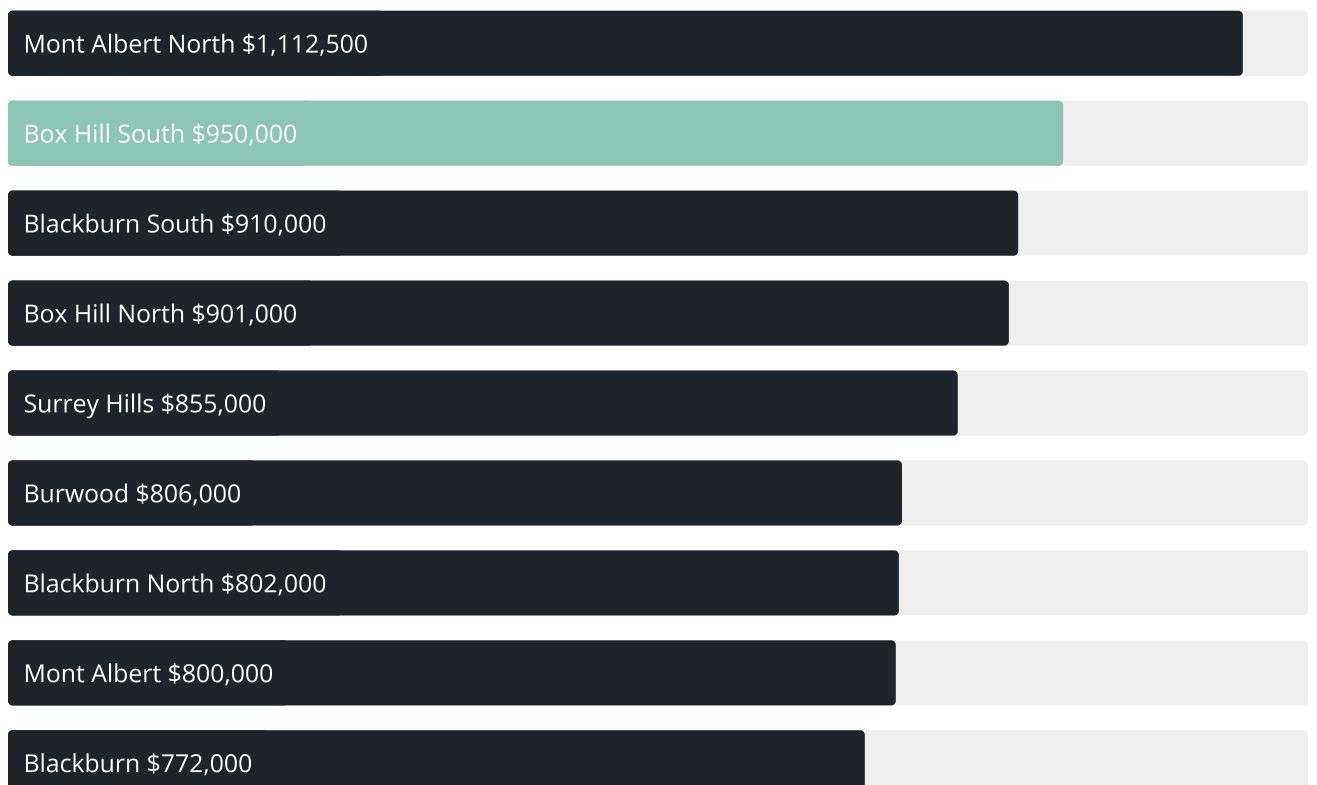
Quarterly Price Change

7.34% ↑

Quarterly Price Change\*



## BOX HILL SOUTH SUBURB REPORT

Median House Sale Price<sup>\*</sup>Median Unit Sale Price<sup>\*</sup>

## BOX HILL SOUTH SUBURB REPORT

Sale Method<sup>\*</sup>

● Auction 78%  
● Private 23%

Auction Clearance Rate<sup>\*</sup>

80.65%

Median Days on Market<sup>^</sup>

31 days

Average Hold Period<sup>\*</sup>

7.6 years

Dwelling Type<sup>^</sup>

● Houses 66% ● Units 34%

Ownership<sup>^</sup>

● Owned Outright 36% ● Mortgaged 40% ● Rented 24%

Population<sup>^</sup>

8,491

Median Asking Rent per week<sup>\*</sup>

\$670

Population Growth<sup>^</sup>

0.68%

Rental Yield<sup>\*</sup>

2.14%

Median Age<sup>^</sup>











39 years

Median Household Size<sup>^</sup>











2.6 people

## BOX HILL SOUTH SUBURB REPORT











Discover a snapshot of the most recent results for this suburb, to view the full 12 months of sales history, please go to [jellisrcraig.com.au/suburbinsights](http://jellisrcraig.com.au/suburbinsights)

Address	Bedrooms	Type	Price	Sold
 301 Station St Box Hill South	3	Townhouse	\$1,071,000	30 Aug 2025
 23 Cornfield Gr Box Hill South	4	House	\$1,543,000	23 Aug 2025
 17/2 Cyril St Box Hill South	2	Apartment	\$496,000	19 Aug 2025
 34 Beaver St Box Hill South	4	House	\$2,335,000	16 Aug 2025
 1b Neville St Box Hill South	3	House	\$1,331,500	16 Aug 2025
 1/10 Cadorna St Box Hill South	2	Unit	\$788,000	14 Aug 2025
 2/2 Foch St Box Hill South	3	Townhouse	\$1,355,000	09 Aug 2025
 1/49 Wellman St Box Hill South	4	Townhouse	\$1,680,000	09 Aug 2025
 158 Elgar Rd Box Hill South	4	House	\$880,000	08 Aug 2025
 2/9 Neville St Box Hill South	3	Townhouse	\$1,108,000	02 Aug 2025

## BOX HILL SOUTH SUBURB REPORT

Address	Bedrooms	Type	Price	Sold
 1A Stott St Box Hill South	4	House	\$1,220,000	26 Jul 2025
 116 Elgar Rd BOX HILL SOUTH	3	House	\$1,140,000	19 Jul 2025
 1/5 Prince St Box Hill South	2	Flat/Unit/Apartment	\$850,000	14 Jul 2025
 1/2 Foch St Box Hill South	3	Townhouse	\$1,430,000	05 Jul 2025
 15 Jellicoe St Box Hill South	3	House	\$1,400,000	05 Jul 2025
 35 Monash St Box Hill South	5	House	\$1,665,000	29 Jun 2025
 45a Foch St Box Hill South	3	Unit	\$995,000	28 Jun 2025
 33 Piedmont St Box Hill South	4	House	\$1,705,000	28 Jun 2025
 8 Milton Cr Box Hill South	3	House	\$1,340,000	28 Jun 2025
 4/9-11 Grandview Rd Box Hill South	3	Unit	\$1,000,000	23 Jun 2025

## BOX HILL SOUTH SUBURB REPORT

Address	Bedrooms	Type	Price	Sold
 4/9 Grandview Rd Box Hill South	3	Flat/Unit/Apartment	\$1,000,000	23 Jun 2025
 3 Duncan St Box Hill South	5	House	\$1,690,000	21 Jun 2025
 6 Piedmont St Box Hill South	4	House	\$2,640,000	21 Jun 2025
 836 Canterbury Rd Box Hill South	3	House	\$1,241,000	14 Jun 2025
 2/5 Surrey St Box Hill South	4	Townhouse	\$1,448,000	14 Jun 2025
 59 Haig St Box Hill South	3	House	\$1,470,000	14 Jun 2025
 334 Station St Box Hill South	3	House	\$1,200,000	14 Jun 2025
 3/77 Haig St Box Hill South	2	House	\$745,000	10 Jun 2025
 13/5 Hay St Box Hill South	1	Strata Unit/Villa Unit/Townhouse	\$860,000	10 Jun 2025
 34 Cadorna St Box Hill South	3	House	\$1,465,000	07 Jun 2025



Whitehorse Office  
166 Whitehorse Road, Blackburn  
03 9908 5700

[jellisraig.com.au](http://jellisraig.com.au)

Data is current as of PDF generation date 01/09/2025

\* Updated Quarterly for the past 12 months

^ Updated daily for the past quarter

~ Updated daily: 33 recent results.

This publication contains data, analytics, statistics and other information supplied by PROPERTYDATAONLINE PTY LTD (PropertyData). The data provided in this publication is of a general nature and should not be construed as specific advice or relied upon in lieu of appropriate professional advice.

PropertyData relies upon data supplied by third parties and while the data is checked and reviewed, PropertyData does not warrant the accuracy or completeness of the information to the full extent permitted by the law and excludes all loss or damage howsoever arising (including through negligence) in connection with the data supplied by PropertyData. The State of Victoria owns the copyright in the Property Sales Data and reproduction of that data in any way without the consent of the State of Victoria will constitute a breach of the Copyright Act 1968 (cth). The State of Victoria does not warrant the accuracy or completeness of the Property Sales Data and any person using or relying upon such information does so on the basis that the State of Victoria accepts no responsibility or liability whatsoever for any errors, faults, defects or omissions in the information supplied.