

Suburb Report

Know your neighbourhood.



Property Prices

Median House Price*

Median

\$763k

Quarterly Price Change

1.70% ↑

Median Unit Price*

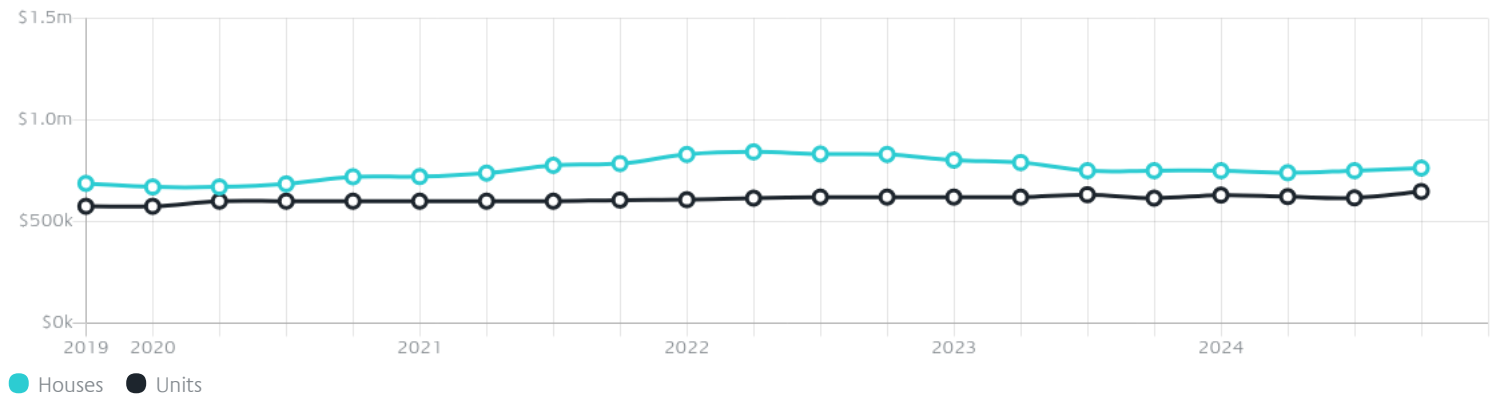
Median

\$648k

Quarterly Price Change

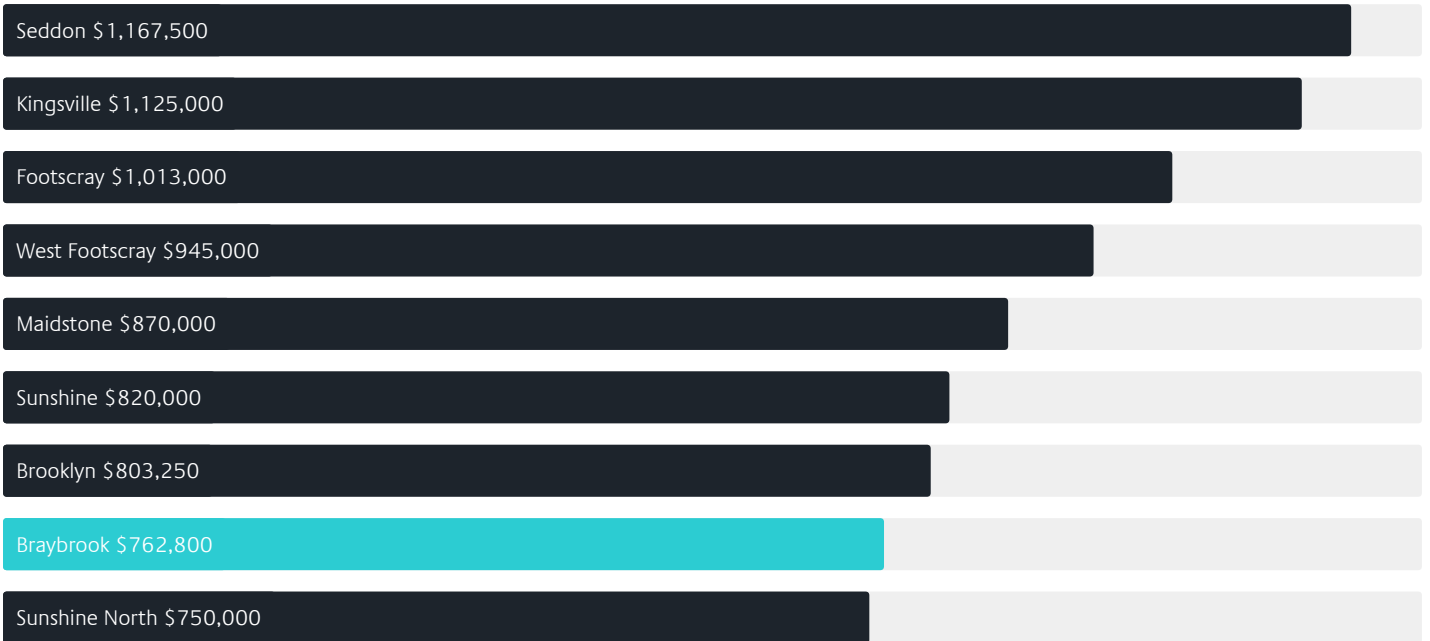
5.02% ↑

Quarterly Price Change*



Surrounding Suburbs

Median House Sale Price*



Median Unit Sale Price*



Sales Snapshot

Sale Method^{*}



● Auction 44%
● Private 56%

Auction Clearance Rate^{*}

57.14%

Median Days on Market[^]

45 days

Average Hold Period^{*}

5.1 years

Insights

Dwelling Type[^]



● Houses 47% ● Units 53%

Ownership[^]



● Owned Outright 22% ● Mortgaged 34% ● Rented 44%

Population[^]

9,682

Median Asking Rent per week^{*}

\$480

Population Growth[^]

5.30%

Rental Yield^{*}

3.17%

Median Age[^]













34 years

Median Household Size[^]













2.7 people

Sold Properties~













Discover a snapshot of the most recent results for this suburb, to view the full 12 months of sales history, please go to jellisraig.com.au/suburbinsights

Address	Bedrooms	Type	Price	Sold
 2/21 Lawn Cr Braybrook	3	Townhouse	\$670,000	16 Jan 2025
 1/15 Mullenger Rd Braybrook	3	Townhouse	\$660,000	15 Jan 2025
 203/251 Ballarat Rd Braybrook	1	Apartment	\$290,000	31 Dec 2024
 15B Moama St Braybrook	4	Townhouse	\$892,000	24 Dec 2024
 88 South Rd Braybrook	4	House	\$1,040,000	23 Dec 2024
 3/75-77 Darnley St Braybrook	4	Townhouse	\$655,000	19 Dec 2024
 26b Showers St Braybrook	3	House	\$905,000	17 Dec 2024
 2/3 Elva Ct Braybrook	2	House	\$550,000	10 Dec 2024
 6 Dodd St Braybrook	3	House	\$873,000	10 Dec 2024
 1 Stores Ct Braybrook	4	House	\$1,105,000	07 Dec 2024
 1B Darnley St Braybrook	2	Townhouse	\$602,000	07 Dec 2024
 11 Teague Cr Braybrook	3	Townhouse	\$682,000	06 Dec 2024

Sold Properties~

Address	Bedrooms	Type	Price	Sold
 28 Ruby Way Braybrook	4	House	\$1,464,000	30 Nov 2024
 1/51 Pritchard Av BRAYBROOK	4	Townhouse	\$845,000	25 Nov 2024
 5/7 Transport St Braybrook	3	Unit	\$660,000	22 Nov 2024
 3 Dora St Braybrook	3	House	\$775,000	21 Nov 2024
 12/19 Mullenger Rd Braybrook	3	Townhouse	\$628,000	16 Nov 2024
 14 Enderby Ct Braybrook	3	House	\$875,000	08 Nov 2024
 3/138 Duke St Braybrook	2	Unit	\$581,150	07 Nov 2024
 10 Kent St Braybrook	3	House	\$703,000	07 Nov 2024
 9 Royal Rd Braybrook	3	Townhouse	\$740,000	07 Nov 2024
 20A Marnoo St Braybrook	3	House	\$665,000	06 Nov 2024
 15A Hotham St Braybrook	3	Townhouse	\$765,000	02 Nov 2024
 2/78 Duke St Braybrook	2	House	\$560,000	30 Oct 2024

Sold Properties~

Address	Bedrooms	Type	Price	Sold
 2/83 Darnley St Braybrook	2	Strata Unit/Flat	\$640,000	30 Oct 2024
 18 Hotham St Braybrook	3	House	\$670,000	26 Oct 2024
 2/79 Hargreaves Cr Braybrook	3	Townhouse	\$687,500	26 Oct 2024
 18 Hines Way Braybrook	3	Townhouse	\$672,000	25 Oct 2024
 19 Hinkler St Braybrook	3	House	\$810,000	23 Oct 2024
 6/1 Marnoo St Braybrook	2	Unit	\$370,000	21 Oct 2024
 18/11 Kent St BRAYBROOK	2	Apartment	\$380,000	18 Oct 2024
 2/6 Windsor St BRAYBROOK	3	Townhouse	\$751,000	18 Oct 2024
 203/17 Mullenger Rd Braybrook	2	Apartment	\$450,000	14 Oct 2024
 2 Dedrick Cr Braybrook	2	House	\$721,000	12 Oct 2024
 21 Treloar Cr Braybrook	2	House	\$805,000	09 Oct 2024
 2/3 Daisy Ct Braybrook	2	Townhouse	\$640,000	07 Oct 2024



Kensington Office
291 Racecourse Road, Kensington
03 8378 0500

jelliscraig.com.au

Data is current as of PDF generation date 20/01/2025

* Updated Quarterly for the past 12 months

^ Updated daily for the past quarter

~ Updated daily: 33 recent results.

This publication contains data, analytics, statistics and other information supplied by PROPERTYDATAONLINE PTY LTD (PropertyData). The data provided in this publication is of a general nature and should not be construed as specific advice or relied upon in lieu of appropriate professional advice.

PropertyData relies upon data supplied by third parties and while the data is checked and reviewed, PropertyData does not warrant the accuracy or completeness of the information to the full extent permitted by the law and excludes all loss or damage howsoever arising (including through negligence) in connection with the data supplied by PropertyData. The State of Victoria owns the copyright in the Property Sales Data and reproduction of that data in any way without the consent of the State of Victoria will constitute a breach of the Copyright Act 1968 (cth). The State of Victoria does not warrant the accuracy or completeness of the Property Sales Data and any person using or relying upon such information does so on the basis that the State of Victoria accepts no responsibility or liability whatsoever for any errors, faults, defects or omissions in the information supplied.