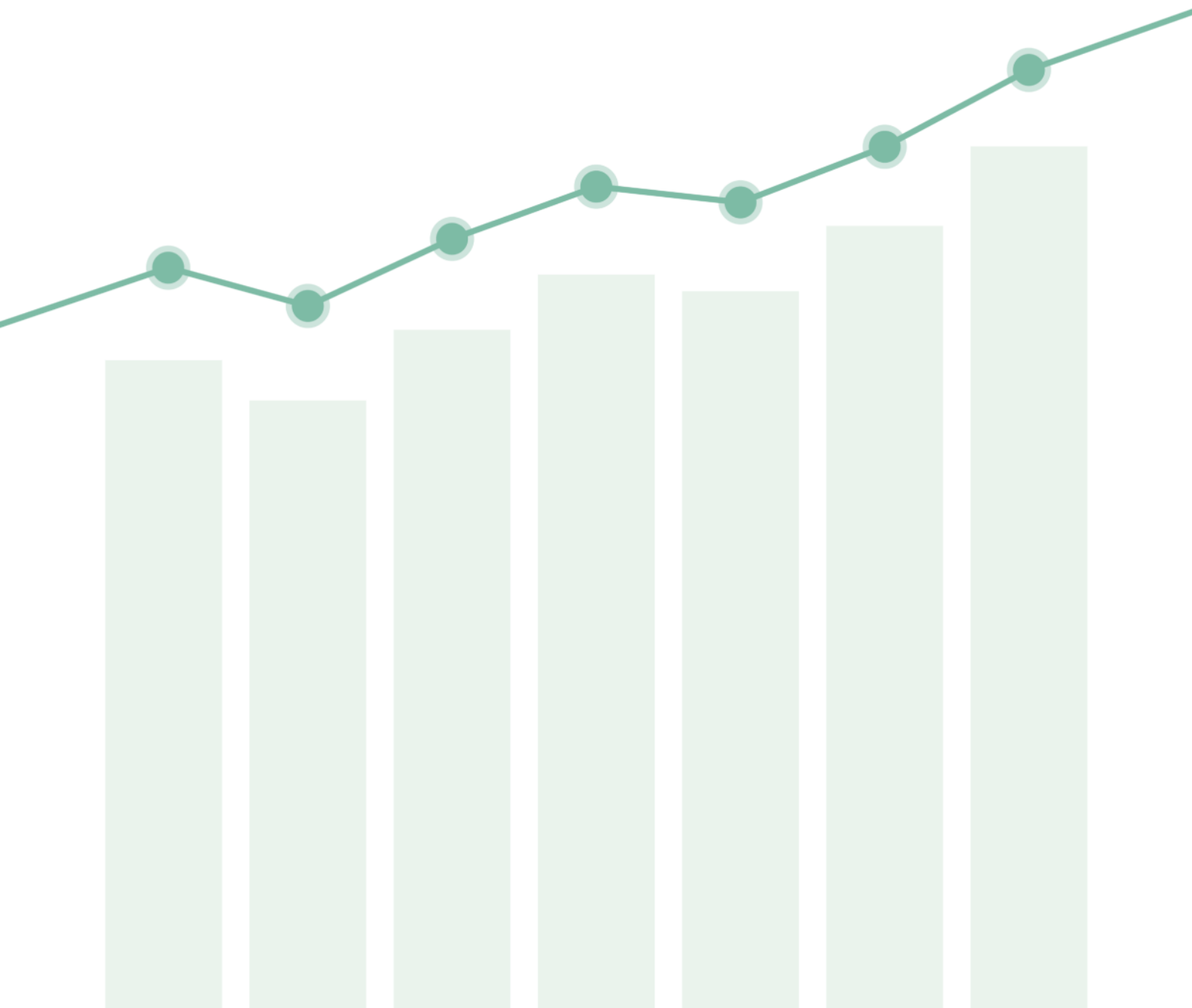


JellisCraig

BRIGHTON EAST

Suburb Report

Know your neighbourhood.



BRIGHTON EAST SUBURB REPORT

Median House Price*

Median

\$2.15m

Quarterly Price Change

-1.37% ↓

Median Unit Price*


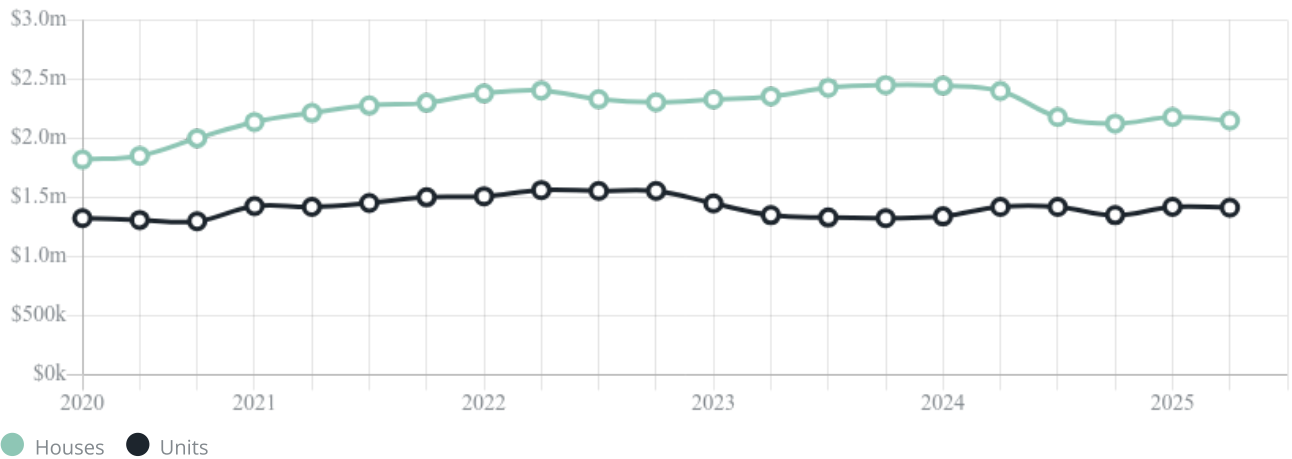
Median

\$1.41m

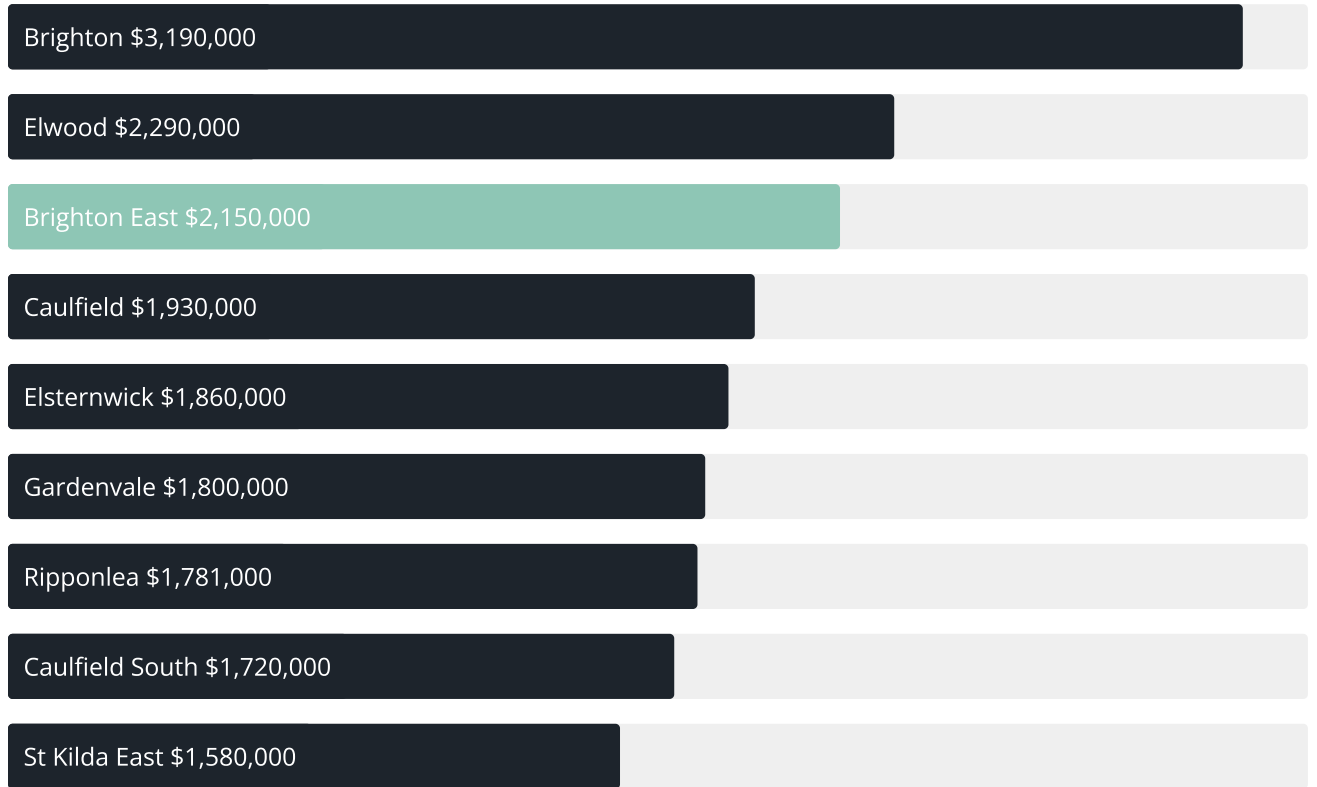
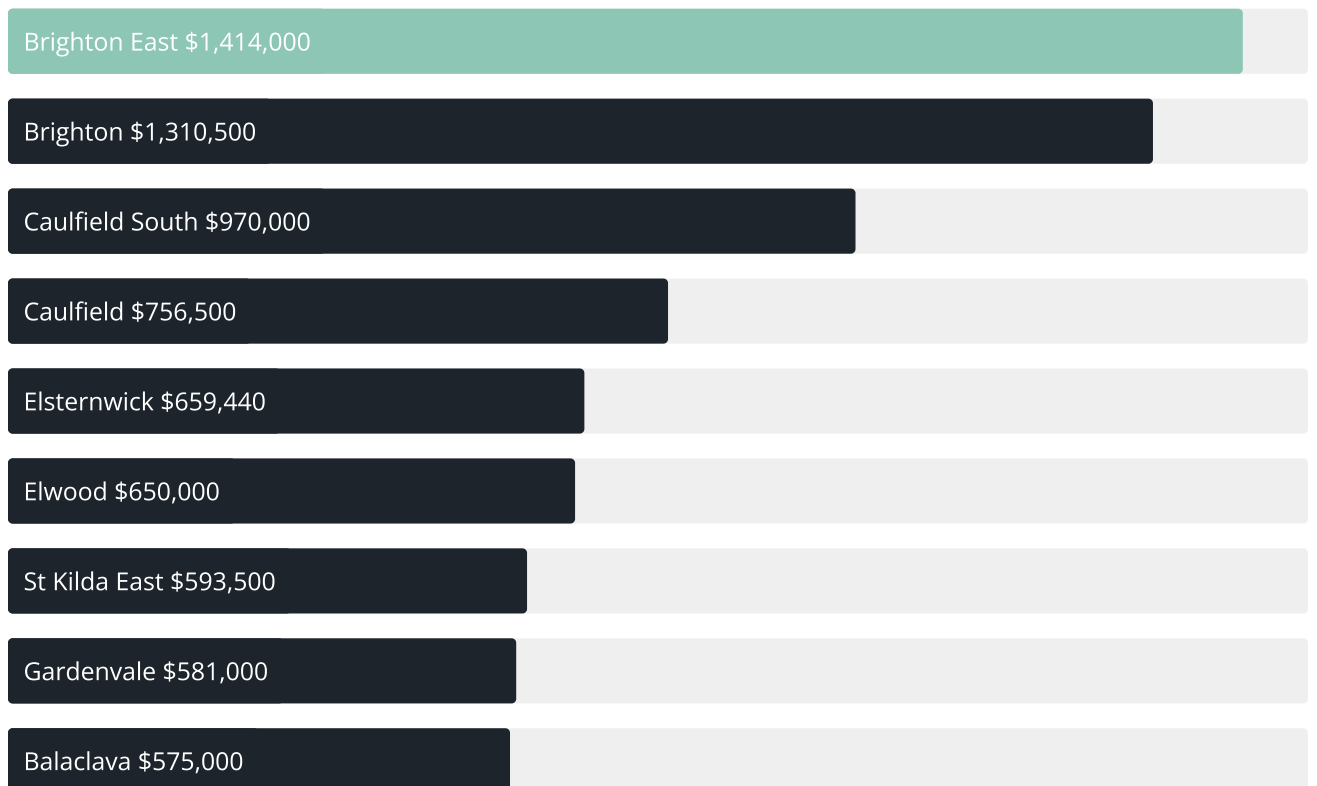
Quarterly Price Change

-0.42% ↓

Quarterly Price Change*



BRIGHTON EAST SUBURB REPORT

Median House Sale Price^{*}Median Unit Sale Price^{*}

BRIGHTON EAST SUBURB REPORT

Sale Method*



● Auction 63%
● Private 38%

Auction Clearance Rate*

84%

Median Days on Market^

25 days

Average Hold Period*

6.6 years

Dwelling Type^



● Houses 68% ● Units 32%

Ownership^



● Owned Outright 45% ● Mortgaged 38% ● Rented 17%

Population^

16,757

Median Asking Rent per week*

\$1,050

Population Growth^

4.74%

Rental Yield*

2.36%

Median Age^











45 years

Median Household Size^











2.6 people

BRIGHTON EAST SUBURB REPORT











Discover a snapshot of the most recent results for this suburb, to view the full 12 months of sales history, please go to jellisicraig.com.au/suburbinsights

Address	Bedrooms	Type	Price	Sold
 12 Locke St BRIGHTON EAST	3	House	\$1,530,000	09 Aug 2025
 173 Thomas St Brighton East	4	Townhouse	\$2,295,000	19 Jul 2025
 2/10 Centre Rd Brighton East	3	Townhouse	\$1,396,000	05 Jul 2025
 4 Hodder St Brighton East	3	House	\$1,980,000	05 Jul 2025
 3/6 Clive St Brighton East	2	Villa	\$975,000	01 Jul 2025
 2/21 Violet Cr Brighton East	2	Townhouse	\$981,000	28 Jun 2025
 48 Cummins Rd Brighton East	5	House	\$1,400,000	27 Jun 2025
 11a Binnie St Brighton East	2	Townhouse	\$1,610,000	21 Jun 2025
 39 Ferguson St Brighton East	4	House	\$2,700,000	20 Jun 2025
 10/1 Barr St Brighton East	3	Townhouse	\$1,065,000	10 Jun 2025

BRIGHTON EAST SUBURB REPORT

Address	Bedrooms	Type	Price	Sold
 1/17 Roberts Ct Brighton East	3	Apartment	\$620,000	05 Jun 2025
 28 Cluden St Brighton East	3	House	\$2,155,000	05 Jun 2025
 7/36 Union St Brighton East	3	Townhouse	\$1,255,000	31 May 2025
 11b Charles St Brighton East	3	Townhouse	\$2,215,000	31 May 2025
 10 Garden Av Brighton East	4	House	\$2,600,000	30 May 2025
 10 Henry St Brighton East	4	House	\$2,370,000	29 May 2025
 2 Little Union St Brighton East	4	House	\$2,600,000	28 May 2025
 1a Parklands Cr Brighton East	4	Townhouse	\$1,664,000	28 May 2025
 16 St Finbars Cr Brighton East	3	House	\$1,545,000	27 May 2025
 349a Nepean Hwy Brighton East	3	Townhouse	\$1,790,000	27 May 2025

BRIGHTON EAST SUBURB REPORT

Address	Bedrooms	Type	Price	Sold
 34a Cluden St Brighton East	4	Townhouse	\$3,175,000	25 May 2025
 2/745 Hawthorn Rd Brighton East	2	Unit	\$805,000	24 May 2025
 26 Studley Rd Brighton East	4	House	\$3,100,000	24 May 2025
 27A Edro Av Brighton East	4	Townhouse	\$2,685,000	23 May 2025
 5 Raymond Ct Brighton East	4	House	\$1,972,000	22 May 2025
 8 Churchill Ct Brighton East	4	House	\$2,400,000	21 May 2025
 5 Roseberry Av Brighton East	4	House	\$1,920,000	21 May 2025
 2/375 South Rd Brighton East	2	Unit	\$780,000	19 May 2025
 4/16 Landcox St Brighton East	3	Flat/Unit/Apartment	\$1,583,000	17 May 2025
 2/684 Hawthorn Rd Brighton East	3	Unit	\$900,000	15 May 2025



Brighton Office
Level 1, 181 Bay Street, Brighton
03 9194 1200

jellisrcraig.com.au

Data is current as of PDF generation date 10/08/2025

* Updated Quarterly for the past 12 months

^ Updated daily for the past quarter

~ Updated daily: 33 recent results.

This publication contains data, analytics, statistics and other information supplied by PROPERTYDATAONLINE PTY LTD (PropertyData). The data provided in this publication is of a general nature and should not be construed as specific advice or relied upon in lieu of appropriate professional advice.

PropertyData relies upon data supplied by third parties and while the data is checked and reviewed, PropertyData does not warrant the accuracy or completeness of the information to the full extent permitted by the law and excludes all loss or damage howsoever arising (including through negligence) in connection with the data supplied by PropertyData. The State of Victoria owns the copyright in the Property Sales Data and reproduction of that data in any way without the consent of the State of Victoria will constitute a breach of the Copyright Act 1968 (cth). The State of Victoria does not warrant the accuracy or completeness of the Property Sales Data and any person using or relying upon such information does so on the basis that the State of Victoria accepts no responsibility or liability whatsoever for any errors, faults, defects or omissions in the information supplied.