

Suburb Report

Know your neighbourhood.



Property Prices

Median House Price*

Median

\$2.12m

Quarterly Price Change

-2.75% ↓

Median Unit Price*

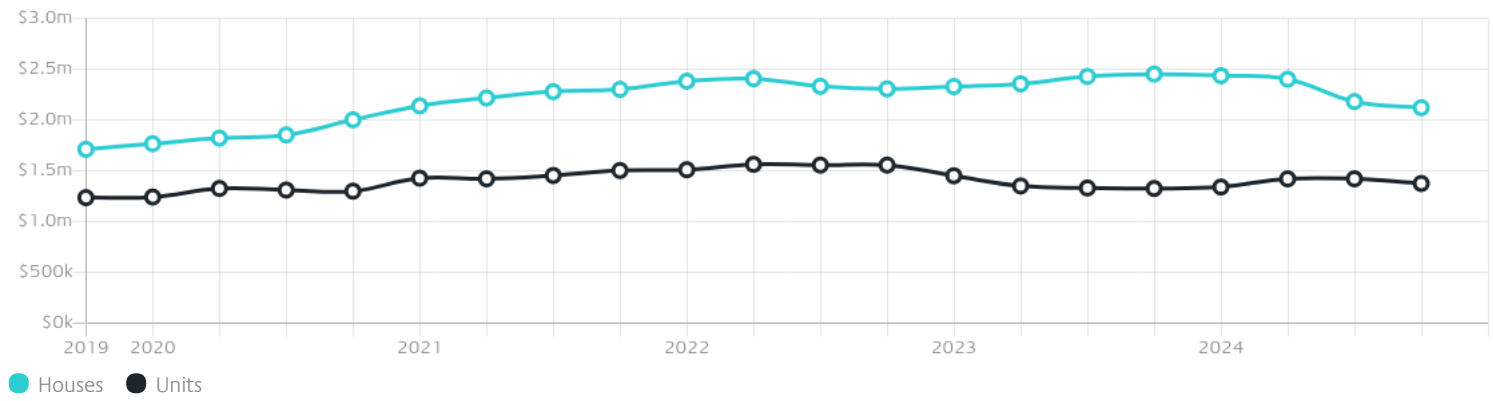
Median

\$1.37m

Quarterly Price Change

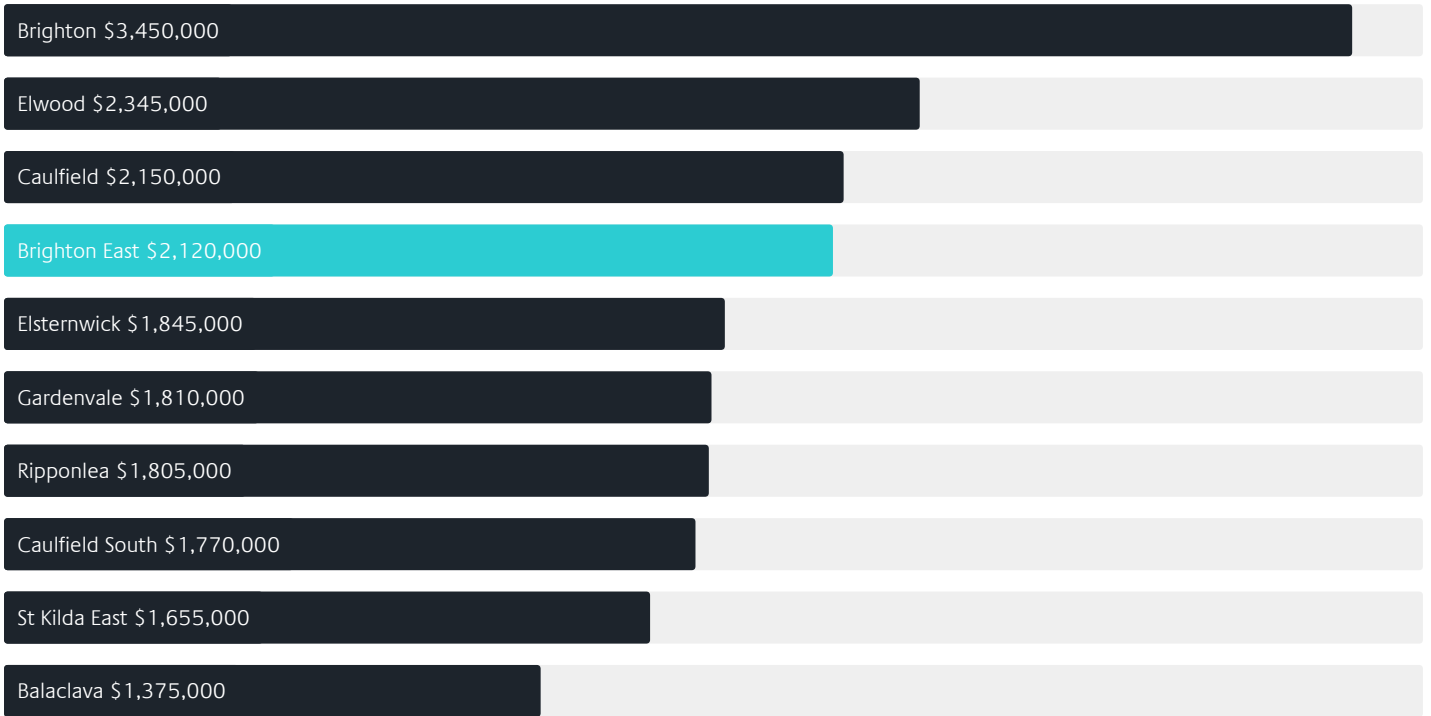
-3.23% ↓

Quarterly Price Change*

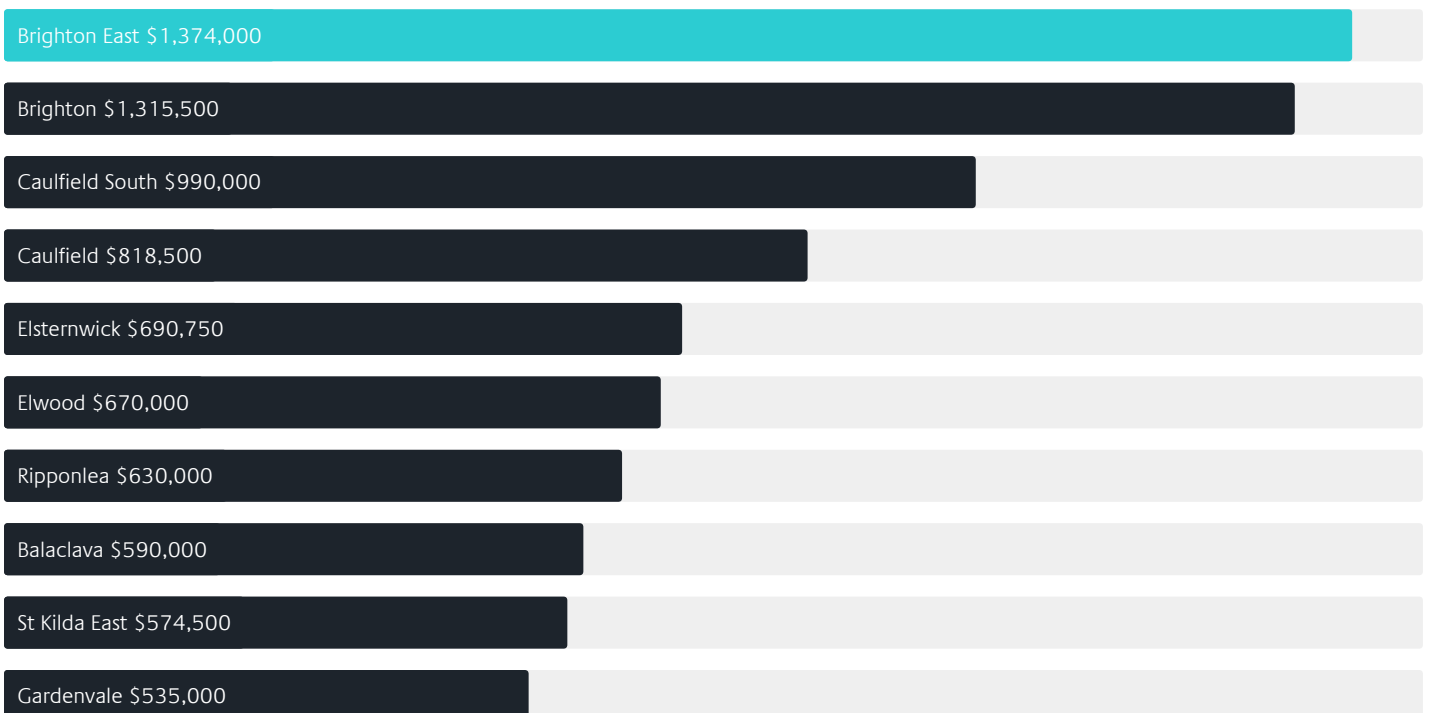


Surrounding Suburbs

Median House Sale Price*



Median Unit Sale Price*



Sales Snapshot

Sale Method^{*}



● Auction 55%
● Private 45%

Auction Clearance Rate^{*}

64.52%

Median Days on Market[^]

29 days

Average Hold Period^{*}

6.6 years

Insights

Dwelling Type[^]



● Houses 68% ● Units 32%

Ownership[^]



● Owned Outright 45% ● Mortgaged 38% ● Rented 17%

Population[^]

16,757

Median Asking Rent per week^{*}

\$1,000

Population Growth[^]

4.74%

Rental Yield^{*}

2.36%

Median Age[^]













45 years

Median Household Size[^]













2.6 people

Sold Properties~













Discover a snapshot of the most recent results for this suburb, to view the full 12 months of sales history, please go to jellisraig.com.au/suburbinsights

Address	Bedrooms	Type	Price	Sold
 8 Ratho Av Brighton East	3	House	\$1,740,000	19 Jan 2025
 29 Northern Av Brighton East	2	Townhouse	\$1,050,000	23 Dec 2024
 54 Milroy St Brighton East	3	House	\$2,050,000	09 Dec 2024
 1a Dumaresq St Brighton East	3	Townhouse	\$1,200,000	07 Dec 2024
 4 Alford St Brighton East	5	House	\$2,829,250	07 Dec 2024
 255 Dendy St Brighton East	4	House	\$3,115,000	05 Dec 2024
 10 Milliara Gr Brighton East	4	House	\$2,300,000	05 Dec 2024
 8 Shasta Av Brighton East	5	House	\$2,621,000	03 Dec 2024
 676 Hawthorn Rd Brighton East	3	House	\$1,413,000	30 Nov 2024
 2/37 Regent St Brighton East	3	Unit	\$1,025,000	23 Nov 2024
 2/11 Elizabeth St Brighton East	3	Unit	\$1,840,000	23 Nov 2024
 87 Union St Brighton East	2	House	\$1,520,000	20 Nov 2024

Sold Properties~

Address	Bedrooms	Type	Price	Sold
 18 Milliarda Gr Brighton East	5	House	\$2,905,000	20 Nov 2024
 2/133 Thomas St BRIGHTON EAST	2	Apartment	\$585,000	19 Nov 2024
 14 Brown St Brighton East	2	House	\$1,030,000	19 Nov 2024
 3 Henslow Ct Brighton East	4	House	\$1,890,000	16 Nov 2024
 16b Caramar Av Brighton East	4	Townhouse	\$2,032,000	16 Nov 2024
 76a Hodder St Brighton East	4	Townhouse	\$1,925,000	16 Nov 2024
 1 Perry Ct Brighton East	3	Townhouse	\$1,700,000	15 Nov 2024
 6 Chapman St Brighton East	3	House	\$2,550,000	14 Nov 2024
 18 Northern Av Brighton East	4	House	\$1,956,200	08 Nov 2024
 34b Cluden St Brighton East	4	House	\$3,180,000	08 Nov 2024
 4/133 Thomas St Brighton East	2	Apartment	\$605,000	06 Nov 2024
 135a Dendy St Brighton East	4	Townhouse	\$1,690,000	30 Oct 2024

Sold Properties~

Address	Bedrooms	Type	Price	Sold
 1 / 29 Pine St Brighton East	2	Unit	\$1,195,000	26 Oct 2024
 2 Janet St Brighton East	3	House	\$1,916,000	26 Oct 2024
 66 Hodder St Brighton East	3	House	\$1,915,000	26 Oct 2024
 42a Milroy St Brighton East	3	House	\$1,510,000	26 Oct 2024
 2 / 19 Landcox St Brighton East	3	Flat / Unit / Apartment	\$950,000	25 Oct 2024
 1 / 44 Clive St Brighton East	3	Townhouse	\$1,475,000	24 Oct 2024
 56 Hodder St Brighton East	3	Townhouse	\$1,600,000	24 Oct 2024
 21a Walstab St Brighton East	3	Townhouse	\$1,550,000	21 Oct 2024
 2a Granter St Brighton East	2	House	\$952,800	19 Oct 2024
 14A Bruce St Brighton East	4	Townhouse	\$2,185,000	19 Oct 2024
 3 Carween Av Brighton East	2	House	\$1,390,000	19 Oct 2024
 2a Letchworth Av Brighton East	2	House	\$815,000	18 Oct 2024

Jellis Craig

Brighton Office
Level 1, 181 Bay Street, Brighton
03 9194 1200

jelliscraig.com.au

Data is current as of PDF generation date 01/02/2025

* Updated Quarterly for the past 12 months

^ Updated daily for the past quarter

~ Updated daily: 33 recent results.

This publication contains data, analytics, statistics and other information supplied by PROPERTYDATAONLINE PTY LTD (PropertyData). The data provided in this publication is of a general nature and should not be construed as specific advice or relied upon in lieu of appropriate professional advice.

PropertyData relies upon data supplied by third parties and while the data is checked and reviewed, PropertyData does not warrant the accuracy or completeness of the information to the full extent permitted by the law and excludes all loss or damage howsoever arising (including through negligence) in connection with the data supplied by PropertyData. The State of Victoria owns the copyright in the Property Sales Data and reproduction of that data in any way without the consent of the State of Victoria will constitute a breach of the Copyright Act 1968 (cth). The State of Victoria does not warrant the accuracy or completeness of the Property Sales Data and any person using or relying upon such information does so on the basis that the State of Victoria accepts no responsibility or liability whatsoever for any errors, faults, defects or omissions in the information supplied.