

JellisCraig

BRIGHTON

Suburb Report

Know your neighbourhood.



BRIGHTON SUBURB REPORT

Median House Price*

Median

\$3.19m

Quarterly Price Change

-1.08% ↓

Median Unit Price*

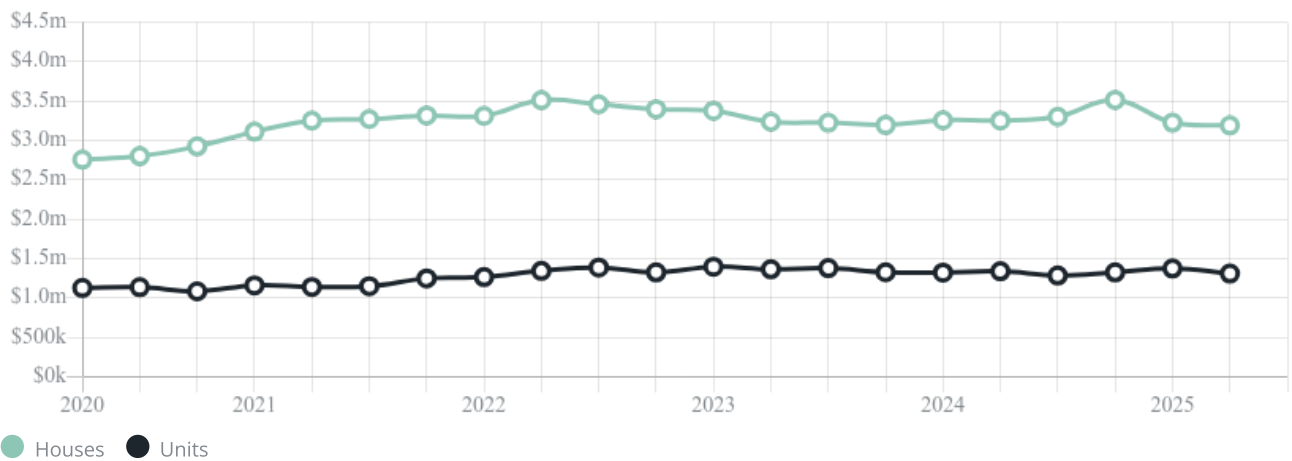
Median

\$1.31m

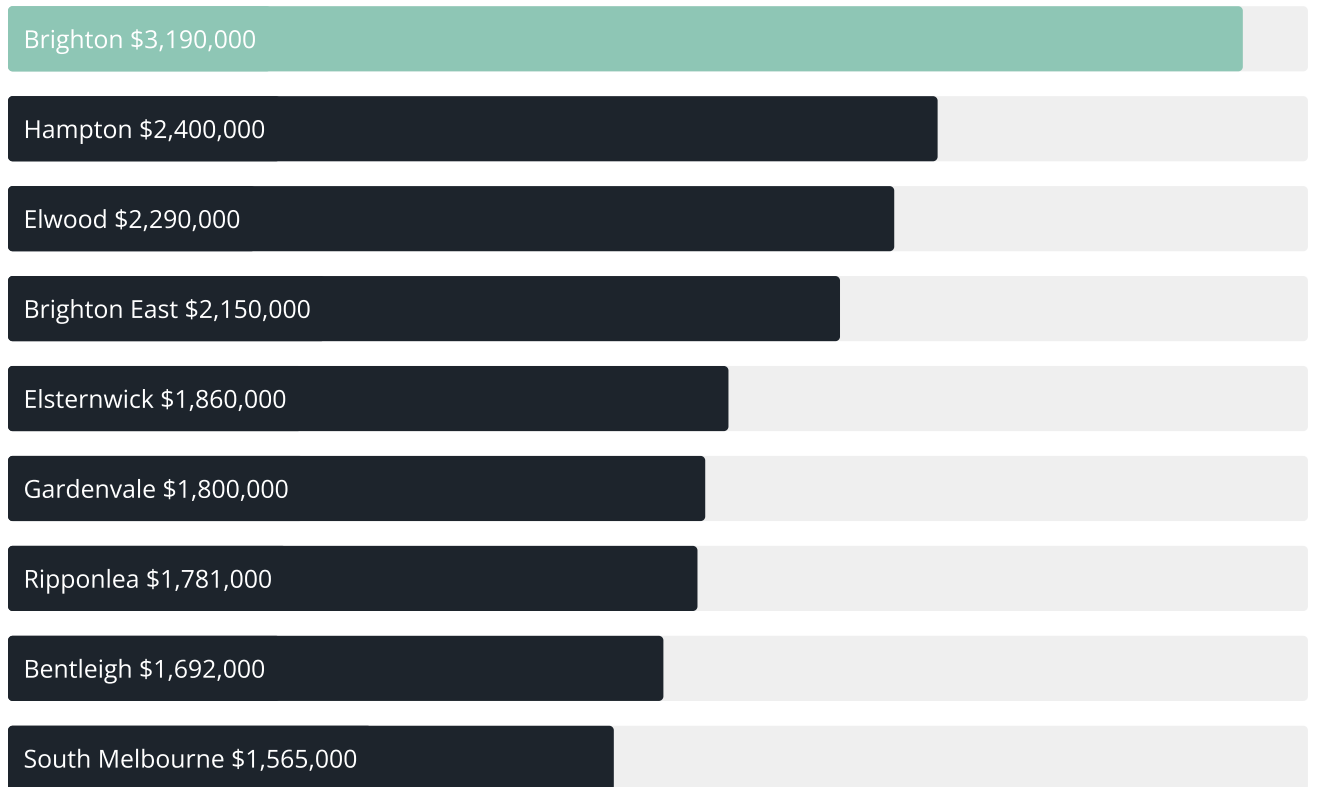
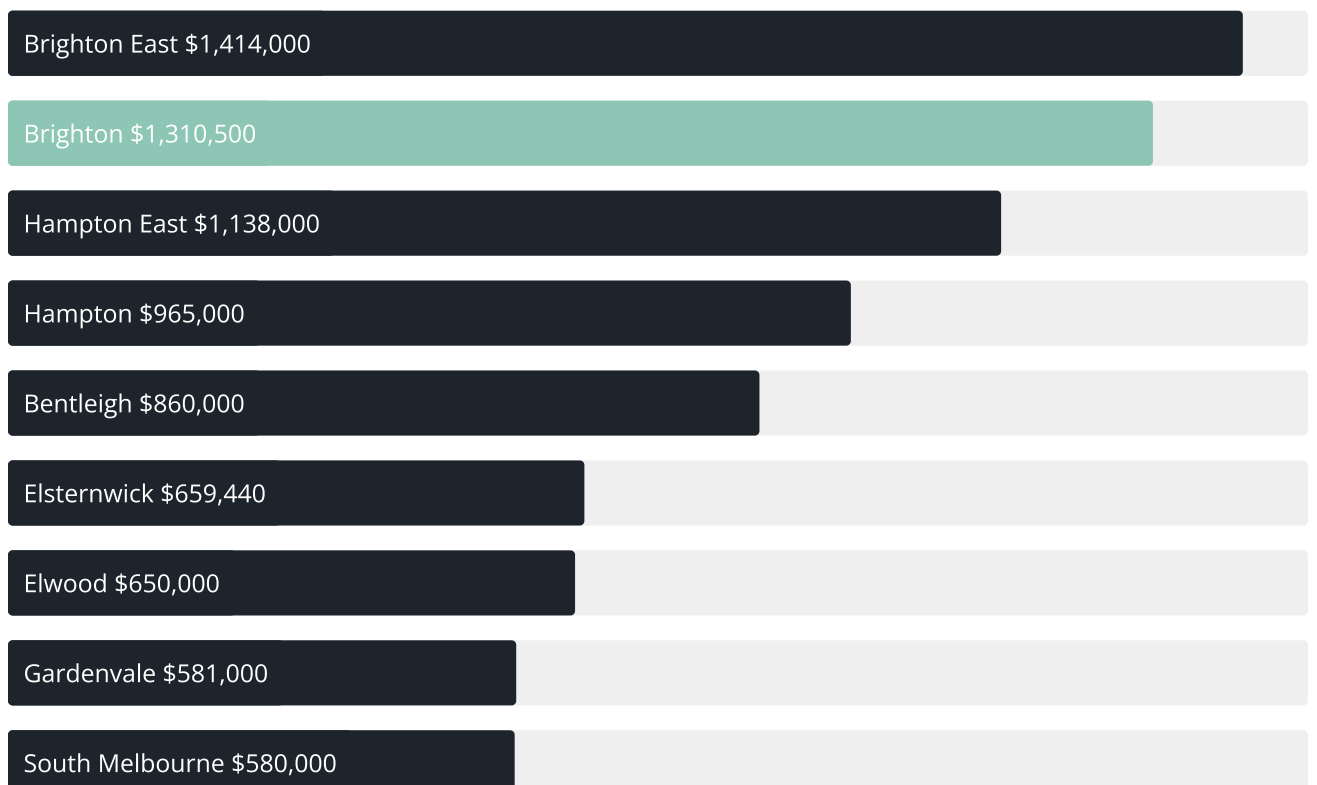
Quarterly Price Change

-4.69% ↓

Quarterly Price Change*



BRIGHTON SUBURB REPORT

Median House Sale Price^{*}Median Unit Sale Price^{*}

BRIGHTON SUBURB REPORT

Sale Method*



● Auction 44%

● Private 56%

Auction Clearance Rate*

78.95%

Median Days on Market^

28 days

Average Hold Period*

7.1 years

Dwelling Type^



● Houses 57%

● Units 43%

Ownership^



● Owned Outright 49%

● Mortgaged 30%

● Rented 21%

Population^

23,252

Median Asking Rent per week*

\$1,370

Population Growth^

0.00%

Rental Yield*

2.05%

Median Age^











48 years

Median Household Size^











2.4 people

BRIGHTON SUBURB REPORT











Discover a snapshot of the most recent results for this suburb, to view the full 12 months of sales history, please go to jellisraig.com.au/suburbinsights

Address	Bedrooms	Type	Price	Sold
 865 Hampton St Brighton	2	House	\$1,901,000	09 Aug 2025
 27 Orchard St Brighton	3	House	\$2,055,000	09 Aug 2025
 5/14 Enfield Rd Brighton	2	Unit	\$750,000	04 Aug 2025
 2/4 Boxshall St Brighton	2	Townhouse	\$1,307,000	02 Aug 2025
 3/5 Murphy St Brighton	2	Unit	\$1,065,000	05 Jul 2025
 2 Mary St Brighton	3	House	\$2,360,000	05 Jul 2025
 7/17-19 Grosvenor St Brighton	2	Unit	\$785,000	02 Jul 2025
 121 Male St Brighton	2	House	\$1,170,000	28 Jun 2025
 33a Whyte St Brighton	3	Townhouse	\$1,850,000	26 Jun 2025
 2 Southey St Brighton	5	House	\$3,720,000	24 Jun 2025

BRIGHTON SUBURB REPORT

Address	Bedrooms	Type	Price	Sold
 104a Cochrane St Brighton	3	Townhouse	\$1,340,000	21 Jun 2025
 6/363 New St Brighton	2	Apartment	\$956,000	21 Jun 2025
 3/18 Normanby St Brighton	3	Unit	\$1,350,000	18 Jun 2025
 3/8 Wright St Brighton	2	Unit	\$1,210,000	18 Jun 2025
 3/71 Martin St Brighton	3	Townhouse	\$1,672,000	14 Jun 2025
 23 Elm Gr Brighton	2	House	\$1,728,000	14 Jun 2025
 4/45 Bay St Brighton	3	Townhouse	\$1,968,000	14 Jun 2025
 52 Nepean Hwy Brighton	3	House	\$1,400,000	10 Jun 2025
 102/186 Bay St Brighton	1	Flat/Unit/Apartment	\$583,000	10 Jun 2025
 3/31 Murphy St BRIGHTON	2	Unit	\$1,230,000	06 Jun 2025

BRIGHTON SUBURB REPORT

Address	Bedrooms	Type	Price	Sold
 33 Meek St Brighton	4	House	\$6,025,000	04 Jun 2025
 3/5 William St Brighton	2	Unit	\$1,050,000	04 Jun 2025
 108/39 Head St Brighton	2	Subdivided Flat - Single OYO Flat	\$1,400,000	03 Jun 2025
 212/317 New St Brighton	1	Apartment	\$475,000	01 Jun 2025
 4/3 Oak Gr Brighton	2	Unit	\$1,391,000	31 May 2025
 1/63 Roslyn St Brighton	2	Unit	\$1,150,000	31 May 2025
 4/1 Oak Gr Brighton	2	House	\$1,391,000	31 May 2025
 24/49 Head St Brighton	3	Townhouse	\$1,387,000	31 May 2025
 165 Cochrane St Brighton	3	House	\$1,400,000	30 May 2025
 53 Brickwood St Brighton	4	House	\$2,325,000	30 May 2025



Brighton Office
Level 1, 181 Bay Street, Brighton
03 9194 1200

jellisrcraig.com.au

Data is current as of PDF generation date 10/08/2025

* Updated Quarterly for the past 12 months

^ Updated daily for the past quarter

~ Updated daily: 33 recent results.

This publication contains data, analytics, statistics and other information supplied by PROPERTYDATAONLINE PTY LTD (PropertyData). The data provided in this publication is of a general nature and should not be construed as specific advice or relied upon in lieu of appropriate professional advice.

PropertyData relies upon data supplied by third parties and while the data is checked and reviewed, PropertyData does not warrant the accuracy or completeness of the information to the full extent permitted by the law and excludes all loss or damage howsoever arising (including through negligence) in connection with the data supplied by PropertyData. The State of Victoria owns the copyright in the Property Sales Data and reproduction of that data in any way without the consent of the State of Victoria will constitute a breach of the Copyright Act 1968 (cth). The State of Victoria does not warrant the accuracy or completeness of the Property Sales Data and any person using or relying upon such information does so on the basis that the State of Victoria accepts no responsibility or liability whatsoever for any errors, faults, defects or omissions in the information supplied.