

JellisCraig

BRIGHTON

Suburb Report

Know your neighbourhood.



BRIGHTON SUBURB REPORT

Median House Price*

Median

\$3.19m

Quarterly Price Change

-1.08% ↓

Median Unit Price*

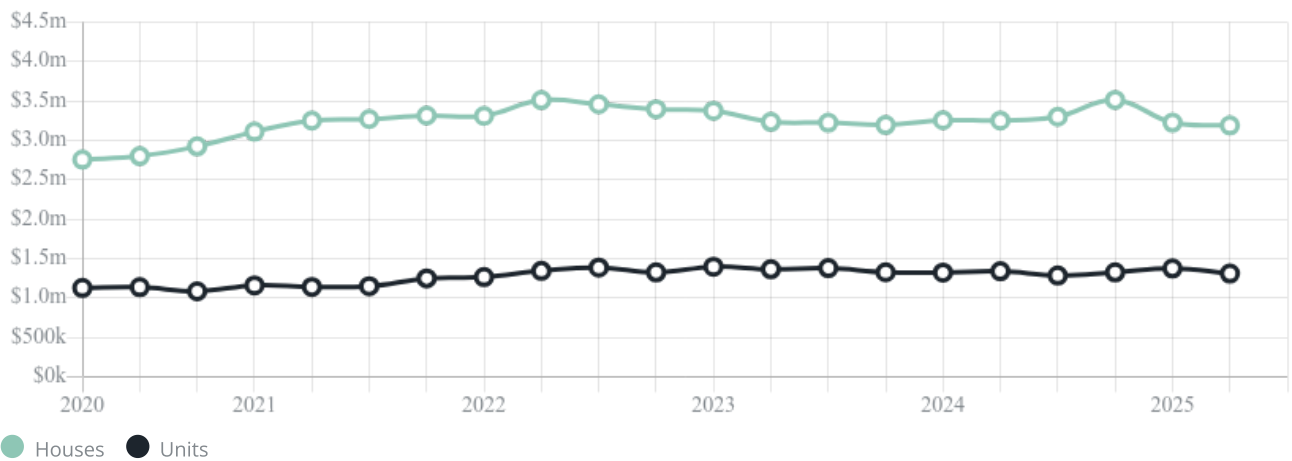
Median

\$1.31m

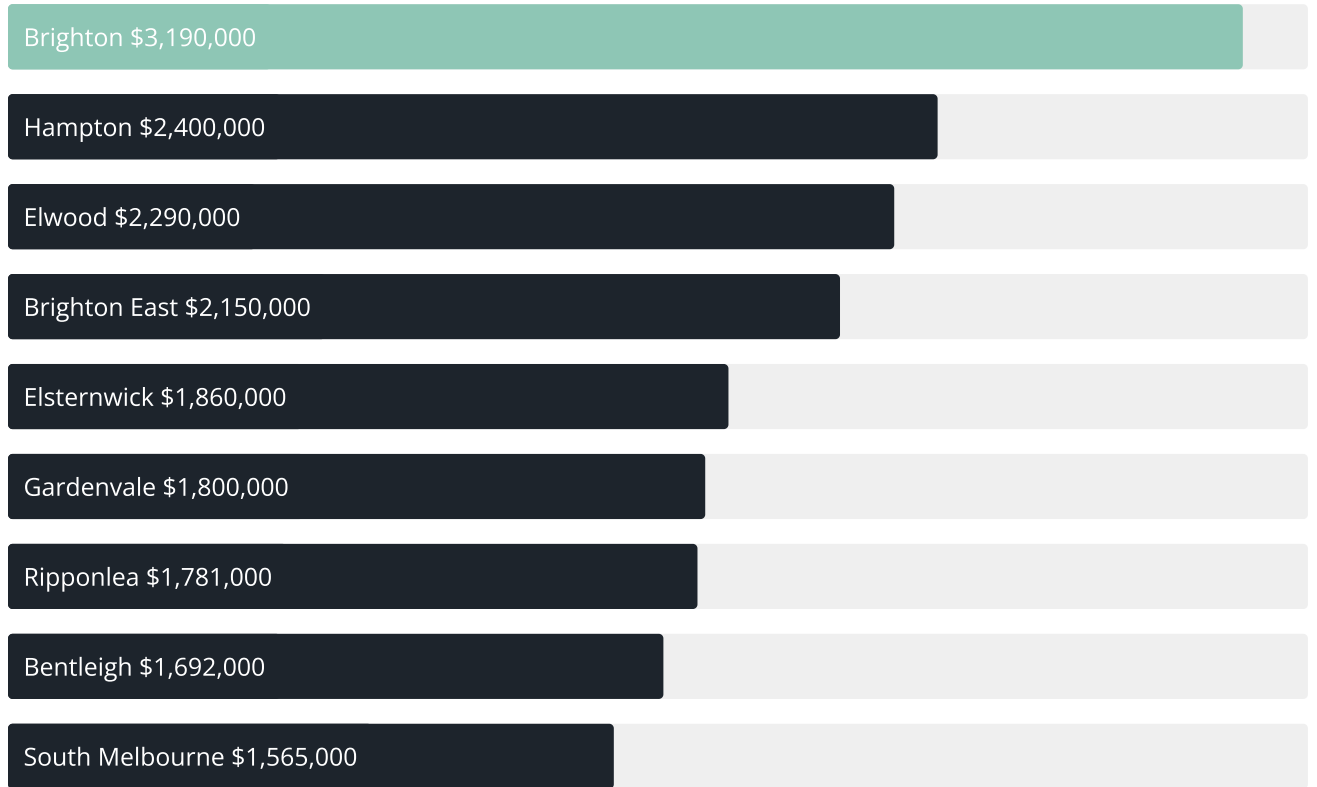
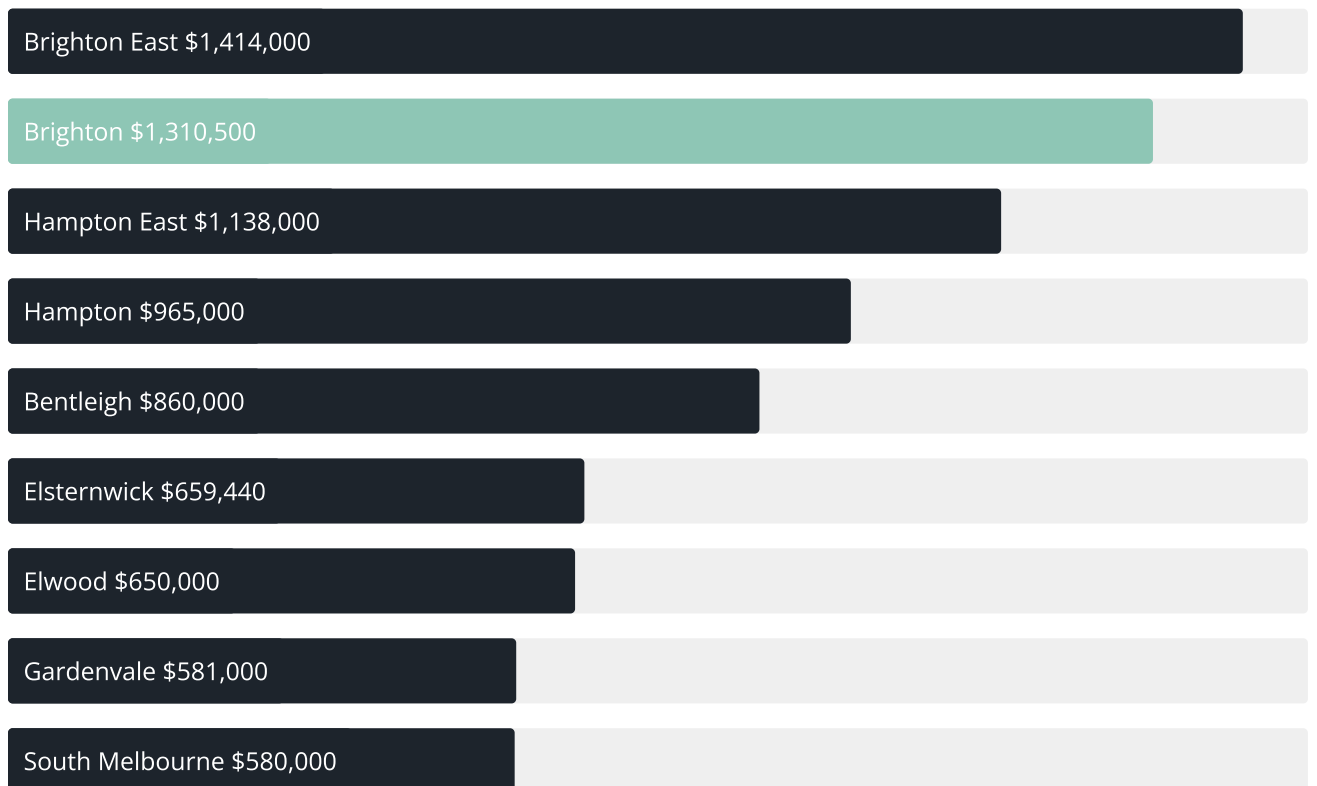
Quarterly Price Change

-4.69% ↓

Quarterly Price Change*



BRIGHTON SUBURB REPORT

Median House Sale Price^{*}Median Unit Sale Price^{*}

BRIGHTON SUBURB REPORT

Sale Method*



● Auction 42%
● Private 58%

Auction Clearance Rate*

82.14%

Median Days on Market^

27 days

Average Hold Period*

7.1 years

Dwelling Type^



● Houses 57% ● Units 43%

Ownership^



● Owned Outright 49% ● Mortgaged 30% ● Rented 21%

Population^

23,252

Median Asking Rent per week*

\$1,370

Population Growth^

0.00%

Rental Yield*

2.05%

Median Age^











48 years

Median Household Size^











2.4 people

BRIGHTON SUBURB REPORT











Discover a snapshot of the most recent results for this suburb, to view the full 12 months of sales history, please go to jellisraig.com.au/suburbinsights

Address	Bedrooms	Type	Price	Sold
 8/10 Sandown St Brighton	3	Apartment	\$3,950,000	18 Sep 2025
 15 Mccallum St Brighton	3	House	\$3,270,000	17 Sep 2025
 28/49 Head St Brighton	3	Townhouse	\$2,050,000	12 Sep 2025
 6/122 North Rd Brighton	2	Unit	\$850,000	12 Sep 2025
 31/568 New St BRIGHTON	2	Apartment	\$622,000	11 Sep 2025
 16/49 Head St Brighton	4	Townhouse	\$2,100,000	10 Sep 2025
 25 William St Brighton	3	House	\$2,800,000	09 Sep 2025
 4 Westley Av Brighton	4	House	\$2,725,000	05 Sep 2025
 7 Exon St Brighton	4	House	\$3,580,000	05 Sep 2025
 3/18 Wolseley Gr Brighton	3	Unit	\$1,310,000	30 Aug 2025

BRIGHTON SUBURB REPORT

Address	Bedrooms	Type	Price	Sold
 1/21 Sussex St Brighton	3	Unit	\$1,655,000	30 Aug 2025
 2/29 Martin St Brighton	3	Apartment	\$1,215,000	30 Aug 2025
 53 Murphy St Brighton	3	House	\$2,690,000	29 Aug 2025
 103/12 Lindsay St Brighton	3	Apartment	\$2,150,000	28 Aug 2025
 7 Seymour Gr Brighton	4	House	\$4,000,000	26 Aug 2025
 1/48b Montclair Av Brighton	2	Flat/Unit/Apartment	\$740,000	25 Aug 2025
 58 Brickwood St Brighton	3	House	\$1,655,000	23 Aug 2025
 4/53 Roslyn St Brighton	2	Unit	\$950,000	12 Aug 2025
 865 Hampton St Brighton	2	House	\$1,901,000	09 Aug 2025
 27 Orchard St Brighton	3	House	\$2,055,000	09 Aug 2025

BRIGHTON SUBURB REPORT

Address	Bedrooms	Type	Price	Sold
 3/363 New St Brighton	2	Apartment	\$830,000	09 Aug 2025
 104/64 Black St Brighton	3	Apartment	\$2,100,000	08 Aug 2025
 G06/7-9 Cowra St Brighton	2	Apartment	\$820,000	07 Aug 2025
 6/7 Cowra St Brighton	2	Flat/Unit/Apartment	\$820,000	07 Aug 2025
 5/108 Esplanade Brighton	2	Unit	\$1,310,000	06 Aug 2025
 5/14 Enfield Rd Brighton	2	Unit	\$750,000	04 Aug 2025
 2/4 Boxshall St Brighton	2	Townhouse	\$1,307,000	02 Aug 2025
 303/317 New St Brighton	1	Apartment	\$480,000	01 Aug 2025
 4/136 Were St Brighton	3	Unit	\$1,380,000	31 Jul 2025
 63 North Rd BRIGHTON	4	Townhouse	\$2,780,000	22 Jul 2025



Brighton Office
Level 1, 181 Bay Street, Brighton
03 9194 1200

jellisrcraig.com.au

Data is current as of PDF generation date 01/10/2025

* Updated Quarterly for the past 12 months

^ Updated daily for the past quarter

~ Updated daily: 33 recent results.

This publication contains data, analytics, statistics and other information supplied by PROPERTYDATAONLINE PTY LTD (PropertyData). The data provided in this publication is of a general nature and should not be construed as specific advice or relied upon in lieu of appropriate professional advice.

PropertyData relies upon data supplied by third parties and while the data is checked and reviewed, PropertyData does not warrant the accuracy or completeness of the information to the full extent permitted by the law and excludes all loss or damage howsoever arising (including through negligence) in connection with the data supplied by PropertyData. The State of Victoria owns the copyright in the Property Sales Data and reproduction of that data in any way without the consent of the State of Victoria will constitute a breach of the Copyright Act 1968 (cth). The State of Victoria does not warrant the accuracy or completeness of the Property Sales Data and any person using or relying upon such information does so on the basis that the State of Victoria accepts no responsibility or liability whatsoever for any errors, faults, defects or omissions in the information supplied.