

Suburb Report

Know your neighbourhood.



Property Prices

Median House Price*

Median
\$803k

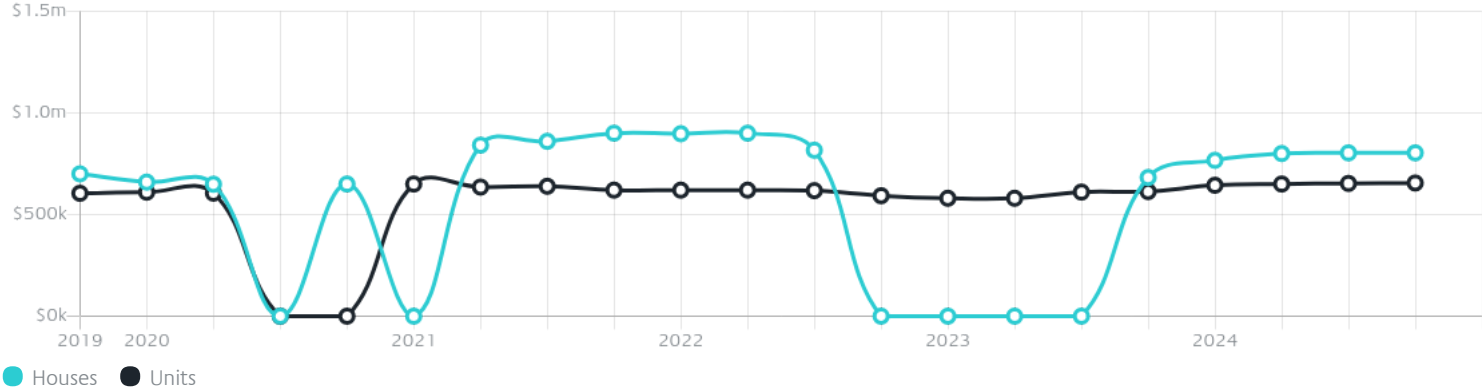
Quarterly Price Change
0.00% ↓

Median Unit Price*

Median
\$655k

Quarterly Price Change
0.30% ↑

Quarterly Price Change*




Surrounding Suburbs

Median House Sale Price*



Median Unit Sale Price*



Sales Snapshot

Sale Method^{*}



● Auction 44%
● Private 56%

Auction Clearance Rate^{*}

100%

Median Days on Market[^]

46 days

Average Hold Period^{*}

5.3 years

Insights

Dwelling Type[^]



● Houses 53% ● Units 47%

Ownership[^]



● Owned Outright 23% ● Mortgaged 40% ● Rented 37%

Population[^]

1,979

Median Asking Rent per week^{*}

\$570

Median Age[^]

34 years

Rental Yield^{*}













3.77%

Median Household Size[^]













2.2 people

Sold Properties~













Discover a snapshot of the most recent results for this suburb, to view the full 12 months of sales history, please go to jellisicraig.com.au/suburbinsights

Address	Bedrooms	Type	Price	Sold
 627 Geelong Rd Brooklyn	0	Land	\$700,000	27 Dec 2024
 2/33 Conifer Av BROOKLYN	3	House	\$650,000	13 Dec 2024
 6/2 Stenhouse Av Brooklyn	1	Apartment	\$230,000	12 Dec 2024
 2/1 Houston Ct Brooklyn	3	Townhouse	\$813,750	06 Dec 2024
 77 Corrigan Av Brooklyn	2	Unit	\$645,000	05 Dec 2024
 1/579-581 Geelong Rd Brooklyn	2	Villa	\$485,000	03 Dec 2024
 1/579 Geelong Rd BROOKLYN	2	Strata Unit/Flat	\$485,000	03 Dec 2024
 3/44 Conifer Av Brooklyn	2	Townhouse	\$655,000	30 Nov 2024
 1b Nolan Av Brooklyn	2	Townhouse	\$650,000	30 Nov 2024
 3/55 Cypress Av Brooklyn	2	Townhouse	\$610,000	29 Nov 2024
 4/43 Cypress Av Brooklyn	3	Townhouse	\$675,000	20 Nov 2024
 2/75 Cypress Av Brooklyn	3	Unit	\$510,000	15 Nov 2024

Sold Properties~

Address	Bedrooms	Type	Price	Sold
 32 Millers Rd Brooklyn	3	House	\$680,000	08 Nov 2024
 63 Corrigan Av Brooklyn	3	House	\$932,500	07 Nov 2024
 2/22 Primula Av Brooklyn	1	Flat/Unit/Apartment	\$680,000	02 Nov 2024
 4/42 Nolan Av Brooklyn	2	House	\$381,375	28 Oct 2024
 21 Corrigan Av Brooklyn	3	House	\$1,102,000	19 Oct 2024
 2/14 Millers Rd Brooklyn	2	Unit	\$564,000	19 Oct 2024
 3/42 Nolan Av Brooklyn	2	Apartment	\$365,000	17 Oct 2024
 2/67 Corrigan Av BROOKLYN	3	Unit	\$730,000	16 Oct 2024
 2/62 Corrigan Av Brooklyn	3	Townhouse	\$735,000	14 Oct 2024
 1/28 Cypress Av Brooklyn	3	House	\$770,000	09 Oct 2024
 2/15 Conifer Av Brooklyn	3	Townhouse	\$690,000	05 Oct 2024
 1/4 Heather Av Brooklyn	4	Townhouse	\$800,000	05 Oct 2024

Sold Properties~

Address	Bedrooms	Type	Price	Sold
 11 Viola Av Brooklyn	4	House	\$1,050,000	04 Oct 2024
 11b Viola Av Brooklyn	3	House	\$1,050,000	01 Oct 2024
 1/9 Conifer Av Brooklyn	2	Flat/Unit/Apartment	\$729,000	24 Sep 2024
 7 Conifer Av Brooklyn	3	House	\$750,000	19 Sep 2024
 1/29 Conifer Av Brooklyn	2	Unit	\$550,000	11 Sep 2024
 3 Eames Av Brooklyn	3	House	\$775,000	07 Sep 2024
 3/5 Nolan Av Brooklyn	2	Flat/Unit/Apartment	\$665,000	23 Aug 2024
 2/30 Conifer Av Brooklyn	3	Townhouse	\$620,000	05 Aug 2024
 629 Geelong Rd Brooklyn	3	House	\$675,000	24 Jul 2024
 5/579 Geelong Rd BROOKLYN	2	Unit	\$495,000	08 Jul 2024
 1/22 Cypress Av BROOKLYN	3	Townhouse	\$712,000	06 Jul 2024
 2/5 Rowan Av Brooklyn	3	Strata Unit/Flat	\$704,000	03 Jul 2024



Williamstown Office
84 Ferguson Street, Williamstown
03 8387 0000

jelliscraig.com.au

Data is current as of PDF generation date 01/02/2025

* Updated Quarterly for the past 12 months

^ Updated daily for the past quarter

~ Updated daily: 33 recent results.

This publication contains data, analytics, statistics and other information supplied by PROPERTYDATAONLINE PTY LTD (PropertyData). The data provided in this publication is of a general nature and should not be construed as specific advice or relied upon in lieu of appropriate professional advice.

PropertyData relies upon data supplied by third parties and while the data is checked and reviewed, PropertyData does not warrant the accuracy or completeness of the information to the full extent permitted by the law and excludes all loss or damage howsoever arising (including through negligence) in connection with the data supplied by PropertyData. The State of Victoria owns the copyright in the Property Sales Data and reproduction of that data in any way without the consent of the State of Victoria will constitute a breach of the Copyright Act 1968 (cth). The State of Victoria does not warrant the accuracy or completeness of the Property Sales Data and any person using or relying upon such information does so on the basis that the State of Victoria accepts no responsibility or liability whatsoever for any errors, faults, defects or omissions in the information supplied.